

Wellington City Council's

Long-Term Council Community Plan 2009-19.

Volume two of two

Welcome to volume two of Wellington City Council's Long Term Plan 2009-19.

The following sections outline the thinking behind how we decide to fund what we deliver. We also provide summaries of our waste management plans and of the last assessment we did on our water and sanitary services, and provide our policy on significance.

For information on our overall programme including the outcomes we seek for the city and details on our activities see volume one of this plan.

What's inside

Part one: Funding and Financial Policies

This section outlines the policies that we use to guide our decision about funding and how to best manage our investments and borrowings. We are required to provide these by legislation.

Revenue and Financing Policy

Development Contributions Policy

Investment and Liability Management Policy

Rates Remission Policy

Rates Postponement Policy

Part two: appendices

This section provides summaries of our waste management plans and of an assessment of our water and sanitary services. It also outlines our Significance Policy – the process we use to determine how significant our decisions are before we make them.

Significance Policy

Policy on Partnerships with the Private Sector.

Assessment of water and sanitary services: summary

Waste Management Plan: summary

Note that under the Local Government Act 2002 our external auditors are required to issue a report on this long-term council community plan. The report of Audit NZ is detailed in volume one of this publication.

Part one: Funding and Financial Policies

- **Revenue and Financing Policy**
- **Development Contributions Policy**
- **Investment and Liability Management Policy**
- **Rates Remission Policy**
- **Rates Postponement Policy**

Revenue and Financing Policy

Revenue and Financing Policy

<i>Table of Contents</i>	<i>Page</i>
1. Policy statement on the funding of operating expenditure.	5
2. Policy statement on the funding of capital expenditure.	8
3. Setting the level of revenue from rates.	9
4. Council's application of the requirements of the Act.	10
5. The commercial and residential rating differential and the modifier.	11
6. Summary of operating revenue funding sources by activity.	12
7. Individual activity analysis by key achievement area	14
7.1. Governance strategy	15
7.2. Environment strategy	17
7.3. Economic development strategy	28
7.4. Cultural wellbeing strategy	34
7.5. Social and recreation strategy	39
7.6. Urban development strategy	51
7.7. Transport strategy	56

Introduction

The Local Government Act 2002 (the Act) requires Councils to adopt a Revenue and Financing Policy that provides detail on the funding of operational and capital expenditure. This policy illustrates which parts of the community contribute to paying for Council's activities.

We have set out our policy under the following headings:

1. Policy statement on the funding of operating expenditure.
2. Policy statement on the funding of capital expenditure.
3. Setting the level of revenue from rates.
4. Council's application of the requirements of the Act.
5. The commercial and residential rating differential and the modifier.
6. Summary of operating revenue funding sources by activity.
7. Individual activity analysis by strategy group.

1. Policy Statement on the funding of operational expenditure

Establishing the level of operating revenue required to fund operating expenditure

Operating expenditure pays for the Council's day-to-day operations and services, from collecting rubbish and providing street lighting to maintaining gardens and issuing building consents.

The Council will set its projected operating revenue at a level sufficient to meet the current year's projected operating expenditure, except where the Council resolves that it is financially prudent not to do so.

When setting projected operating revenue at a level that is different from the level of projected operating expenditure the Council will have regard to:

- The estimated expenses of achieving and maintaining the predicted levels of service provision set out in the LTCCP, including the estimated expenses associated with maintaining the service capacity and integrity of assets throughout their useful life.
- The projected revenue available to fund the estimated expenses associated with maintaining the service capacity and integrity of assets throughout their useful life.
- The equitable allocation of responsibility for funding the provision and maintenance of assets and facilities throughout their useful life.
- The funding and financial policies adopted under section 102 of the Local Government Act 2002.

In accordance with these principles, the Council has determined that the following items will not be funded:

Accounting for fair value changes. Under New Zealand International Financial Reporting Standards (NZIFRS), changes in the fair value of certain assets must be accounted for within the Statement of Financial Performance. In accordance with Section 100 of the Local Government Act 2002, the Council does not consider it financially prudent to fund changes in the fair value of assets or liabilities as these are essentially unrealised accounting adjustments.

Non-funding of depreciation on Council assets. The Council may elect not to fund all or part of the depreciation expenditure on specific assets in those circumstances where it is not financially prudent to do so. In accordance with section 100 of the Local Government Act 2002, the Council considers that it is not financially prudent to fund depreciation in the following circumstances:

- Where the original asset purchase was not funded by borrowings, or the original borrowings have been repaid, and
- Where, on an ongoing basis, the replacement of the asset at the end of its useful life will be funded by a third party, or
- Where the Council has elected not to replace the asset at the end of its useful life.
- Where a third party has a contractual obligation to either maintain the service potential of the asset throughout all or part of its useful life (or to replace the asset at the end of its useful life) and the Council already effectively funds this through operating grants/tariffs payable to the third party.

Options available for funding Council services

The Council uses the following mechanisms to fund operational expenditure requirements:

- **General rates.** General rates are used to fund public goods where it is not possible and/or practical to clearly identify customers or users. The general rate is also used to fund activities where, for reasons of fairness, equity and consideration of the wider community good it is considered that this is the most appropriate way in which to fund an activity.
- **Targeted rates.** This form of rate is used where an activity benefits an easily identifiable group of ratepayers (such as the commercial or residential sectors) and where it is appropriate that only this group be targeted to pay for some or all of a particular service. For example, sewage disposal, water supply and the downtown levy.
- **Fees and charges.** User charges are direct charges to people and/or groups who use certain Council services such as swimming pools. In these instances, an identifiable benefit exists to clearly identifiable people and/or groups and they are required to pay for all or part of the cost of using that service. It is noted that since 2006 Councils have been required to inflation adjust all income and expenditure within their LTCCP. Where appropriate and with consideration to 'ability to pay' principals, user charges will be increased by the rate of inflation to achieve continued alignment with the proposed funding policy targets.
- **Grants and subsidies.** Grants and subsidies apply to some activities when income from external agencies is received to support that particular activity.
- **Other sources of funding.** The Council also funds operating expenditure from other sources, including income from interest and dividends from investments held by the Council, lease income and proceeds from asset sales. Other sources of funding include:

Use of surpluses from previous financial periods. Where the Council has recorded an actual surplus in one financial period it may pass this benefit on to ratepayers in a subsequent financial period. A surplus arises from the recognition of additional income or through savings in expenditure. Council considers that passing this benefit on to ratepayers in future financial periods improves the principle of intergenerational equity, in that any financial benefit is passed on to those ratepayers who shared the rates-funding burden in the financial period that the surplus was generated.

The amount of any surplus carried forward from previous financial periods will be accounted for as an operating deficit in the year the benefit is passed on to ratepayers. A surplus will be available for use in future financial periods if the actual surplus/ (deficit) is improved when compared to the budgeted surplus/ (deficit). In calculating the level of surplus to be carried forward, consideration will be given to the nature of the factors giving rise to the surplus (for example, whether they are cash or non-cash in nature). Generally, only those factors that are cash in nature will be available for use in determining the level of surplus to be carried forward.

The Council will not carry forward surpluses in relation to:

- The sale of assets. Such surpluses shall be used for repayment of borrowings.
- Trust and bequest revenue. Such surpluses shall be applied in accordance with the terms on which they are provided.
- Revenue received for capital purposes. Such surpluses shall be retained to fund the associated capital expenditure.

- Unrealised gains arising from fair value adjustments to assets and liabilities. These gains are unrealised accounting adjustments in the period in which they are recognised.

Funding of expenditure from restricted or special funds. Certain operating and capital expenditure may be funded from restricted or special funds. Restricted and Special Funds are those reserves within the Council's equity that are subject to special conditions of use, whether under statute or accepted as binding by the Council, and that may not be revised without reference to the courts or a third party.

Transfers may be made only for specified purposes or when specified conditions are met.

The following restricted and special funds are available for use by Council:

- *Self Insurance Reserve.* The Self Insurance Reserve is used to fund any damages or losses that would otherwise be covered by the Council's insurance policies except for the fact that the Council has elected to set an insurance excess at a level greater than the damage or loss suffered. Each financial period the Council will provide, through funding from rates and levies, an amount intended to reimburse estimated damages or losses not otherwise covered by the Council's insurance policies. Actual expenditure incurred as a result of damages or losses where no claim is made under the Council's insurance policies as a result of the level of excess set will be transferred from retained earnings to the Self Insurance Reserve at the end of the financial period.
- *Trusts and bequests.* The Council is the recipient/holder of a number of trusts and bequests. These funds can only be used for the express purposes for which they were provided to the Council. Each year, the Council may expend money, of an operating or capital nature, from its trusts and bequests in accordance with the specified conditions of those funds. For the avoidance of doubt, the Council does not fund the expenditure from its trusts and bequests from any of the sources of operating revenue.
- *NZTA subsidies.* Each year the Council receives funding from NZTA as part of the overall replacement and renewal programme for the City's roading infrastructure. The Council recognises the subsidies as income in accordance with GAAP. As the subsidies are received for capital purposes, they cannot be used to offset the rates requirement. Therefore the Council shall recognise a surplus equivalent to the amount of NZTA subsidies for capital purposes, to be applied against funding the depreciation expense that results on completion of the associated asset.
- *Development Contributions.* In accordance with the Council's Development Contributions Policy, development contributions are required to fund capital expenditure where development requires the construction of additional assets or increased capacity in network infrastructure, community infrastructure and reserves. Development Contributions will result in an operating surplus being generated for the year. This shall flow through to a Development Reserve within the Council's equity.
- *Other reserves and ring-fenced funds.* Restricted funds also include other reserves, reserve purchase and development reserve, any sub-division development reserve and ring-fenced cumulative surpluses/deficits from City Housing and Marina Operations activities. Subject to meeting any specified conditions associated with these reserves the Council may expend money, of an operating or capital nature, from these reserves.

Having established its sources of operating revenue, the Council has determined that operational expenditure will be funded through the following mechanisms detailed on the following page:

Operating expenditure Funding mechanism	Approximate proportion of funding for 2009/10
--	--

General Rate	35%
Targeted rates	
• Sewage rate	9%
• Water rate	10%
• Stormwater rate	4%
• Base (residential)	2%
• Commercial sector	1%
• Downtown levy	3%
• Other minor rates	0%
Total targeted rates	29%
Total fees and charges	23%
Other sources	
• Ground and commercial lease	10%
• Dividends	2%
• Miscellaneous	1%
Total other income	13%

Note: Decisions on the use of other funding sources i.e. use of prior period surpluses, non-funded depreciation, special and other reserves are project-specific and made on an annual basis. In such circumstances, revenue from these sources reduces the level of funding provided through the General Rate.

2. Policy Statement on the funding of capital expenditure

Capital expenditure represents expenditure on property, plant and equipment. Property, plant and equipment are tangible assets that are held by the Council for use in the provision of its goods and services (for example: bridges, libraries, the Wellington Regional Aquatic Centre), for rental to others or for administrative purposes, and may include items held for the maintenance or repair of such assets.

Capital expenditure is funded from depreciation, development contributions, capital subsidies, and restricted funds or through new or extended borrowings as outlined below:

- If the capital expenditure relates to the replacement (renewal) of an existing asset, that expenditure will be funded by depreciation. Funding for depreciation comes from rates. Any surplus depreciation, after paying for the replacement of Council assets, will be used to repay borrowings.
- If the capital expenditure relates to the construction or purchase of a new asset or to the upgrade or increase in service potential of an existing asset, that expenditure will usually be funded from new or extended borrowings. Borrowing is the most cost-effective and equitable way to do this as it spreads the cost of the asset over all the generations who will benefit from it, making it affordable to ratepayers today.

- On projects where on the basis of financial prudence, the Council considers it appropriate to do so, it may impose a targeted rate to repay borrowings on an asset at a faster rate than over the full life of the asset.
- The Council will use capital subsidies from third parties to fund investment in new or upgraded assets (e.g. funding received from NZTA).
- The funding of capital expenditure from the sale of surplus assets is decided on a case-by-case basis. Funds received from the sale of surplus assets that are not applied to the funding of capital expenditure shall be used to repay borrowings.
- The funding of capital expenditure from restricted or special funds is decided on a case-by-case basis and is subject to the specified purposes and conditions governing the use of those restricted funds.
- If an approved capital expenditure project is not completed by the end of the financial period, the unspent funds may be carried forward to the next financial period to enable the project to be completed.
- The Council has agreed that Development Contributions are to be used as the primary funding tool for capital expenditure resulting from population and employment growth for water, wastewater, stormwater, roads, reserves and community infrastructure. The Council will continue to collect residual RMA based Financial Contributions on developments consented prior to 2005/06. In some circumstances. Funds collected under either the Development Contributions Policy or the Financial Contributions Policy in the District Plan will result in a corresponding decrease in the amount to be funded from new borrowings.

Capital expenditure Funding mechanism	Approximate proportion of funding for 2009/10
Rates funded depreciation	43%
LNTZ transport subsidies	10%
External grants	10%
Development contributions	3%
Borrowings	34%

3. Setting the level of revenue from rates

The total level of revenue from rates will be established as the total revenue required to cover all projected operating expenditure after taking into account:

- The projected operating revenue from those sources of other revenue identified above.
- The level of operating surpluses carried forward from previous financial periods and agreed to by Council.
- The level of revenue received for capital purposes is (including development contributions) recognised as income for accounting purposes but required to be made available for the funding of capital expenditure.
- An amount equal to the level of depreciation expenditure on Council assets where the Council considers that it is not financially prudent to pass the funding requirement on to ratepayers.
- An amount equal to the level of reimbursement of the Council's self insurance reserve.
- Any other amount that the Council considers not financially prudent to pass (the funding requirement) on to ratepayers.

4. The Council's application of the requirements of the Act

This section shows how the operating expenditure associated with each of the Council's activities are funded through applying the requirements of section 101 (3) of the Act. The Council illustrates the activity areas in which it operates through our Strategy Trees, which are arranged by Strategy Area.

Our activity analysis is organised under the following headings:

- **Activity.** The Council's activities are those areas in which we provide a service to the community. Our activity analysis starts with a statement of what activity we are assessing, where it sits in our strategy tree, and a brief description of the service provided by the Council.
- **Community outcome.** The Council has a number of community outcomes. We make reference to the community outcome to which each activity relates in our analysis.
- **Activity Component.** A summary of all operating projects that the Council delivers within a particular activity. Any one activity may have more than one operating project which, when combined, provides the total level of service provided by the Council.
- **Who Benefits?** This analysis looks at the benefits that flow from the activity to individuals, identifiable parts of the community and the community as a whole. The Council acknowledges that this analysis is in part subjective, and that it has used some basic principles to assist in its decision making.

- When discussing benefits to the whole community, we are referring to all members, ratepayers and the general public of the city. Benefits to the whole community accrue when individual users cannot be easily identified or cannot be easily excluded from entry (such as the use of the Town Belt and other open spaces), or where the community in general derives benefit from our activities (such as the provision of citizen information and advice). While it is not possible to charge for some activities, it is also not appropriate to charge for certain activities that benefit the community as a whole. In instances such as these, it is considered appropriate that funding is predominantly provided through the general rate.
- Where individuals or an identifiable part of the community can be identified, it is then possible to consider the use of targeted rates or user charges. Obvious examples of this include services such as pools and recreation centres, but also include activities such as our building consent and licensing services and many of our waste management services. In these instances, it is possible to exclude users who do not wish to use and pay for an activity. Those users who choose to pay accrue a particular level of service over and above that available to the community as a whole.
- **Who should pay?** This section of our analysis looks at a variety of factors that may influence our decision-making when establishing a final decision as to who should pay for an activity. Through this analysis it is possible for the nominal funding split derived under the Who Benefits? analysis to be 'modified' based on a consideration of factors including:
 - The period of benefit provided by each activity. For instance, investment in the city's roading and stormwater infrastructure provides a long-term and ongoing benefit to the city, whereas a one-off grant for a particular activity will typically be short-term and temporary in nature.
 - Whether or not there is an identifiable exacerbator who should pay ('polluter pays' principle).
 - The costs and benefits of distinct funding. This includes an assessment of how we fund each individual activity taking into account issues such as transparency and accountability, and the impacts of a chosen funding mechanism. For instance, where a service is deemed to be essential or very important in terms of contributing to the general health and wellbeing of the community, consideration will be given to ensuring that people are not excluded from access to the service because they cannot afford to pay.
 - The overall impact of the funding of the activity on the current and future social, economic, environmental and cultural well-being of the community.

While each of these areas were considered when assessing who should pay, not all were relevant to each activity, while some had more weight than others in relation to a certain activity.

- **Our funding targets.** This provides the final analysis of how we will fund our activities after consideration of the issues outlined under "Who should pay?"

5. The commercial and residential rating differential and the modifier

In 2000, the Council voted to alter the rates differential (the rates split) that decides the share of general rates only paid by residents and by businesses. The 2007/08 amended LTCCP proposed that over a 10-year period, the balance would continue to shift from a point where the commercial sector contributed 7.0 times more general rate (for a property with the same value) in 1999/2000 to a stage where they will end up contributing 2.8 times more to the general rate than the residential ratepayer by 2011/12.

The general rate is split between the base differential rate, which applies to residential ratepayers, community organisations and rural land, and the commercial, industrial and business differential rate.

The general rates differential for 2009/10 is 3.45: 1. This means that a commercial ratepayer will have 3.45 times the general rate payable by residential (and other base differential) ratepayers on each dollar of property capital value.

The differential transition planned through to 2011/12 is as follows:-

	09/10	10/11	11/12
GR Ratio	3.45:1	3.10:1	2.80:1

6. Summary of operating expenditure funding by activity

Activity Component	Activity Component name	User Fees	Other Income	Rates	Rates Funding			
					General	Residential	Commercial	Down town/ Other
1.1.1	City governance and engagement	0%	0%	100%	100%	0%	0%	0%
1.1.2	Civic information	5%	0%	95%	95%	0%	0%	0%
1.2.1	Maori and Mana whenua partnerships	0%	0%	100%	100%	0%	0%	0%
2.1.1	Local parks and open spaces	5%	0%	95%	95%	0%	0%	0%
2.1.2	Botanical gardens	10%	0%	90%	90%	0%	0%	0%
2.1.3	Beaches and coast operations	0%	5%	95%	95%	0%	0%	0%
2.2.1	Road open spaces	0%	10%	90%	90%	0%	0%	0%
2.2.2	Town belts	0%	5%	95%	95%	0%	0%	0%
2.2.3	Community environmental initiatives	0%	0%	100%	0%	100%	0%	0%
2.2.4	Walkways	0%	0%	100%	100%	0%	0%	0%
2.2.5	Stream protection	0%	0%	100%	100%	0%	0%	0%
2.2.6	Pest plant and animal management	0%	0%	100%	100%	0%	0%	0%
2.3.1	Water network	0%	0%	100%	0%	60%	40%	0%
2.3.2	Water collection and treatment	0%	0%	100%	0%	60%	40%	0%
2.4.1	Stormwater management	0%	0%	100%	0%	77.5%	22.5%	0%
2.4.2	Sewage collection and disposal network	5%	0%	95%	0%	60%	35%	0%
2.4.3	Sewage treatment	5%	0%	95%	0%	60%	35%	0%
2.5.1	Energy efficiency and conservation	0%	0%	100%	100%	0%	0%	0%
2.5.2	Waste minimisation, disposal and recycling management	90%	0%	10%	10%	0%	0%	0%
2.6.1	Zoo	0%	0%	100%	100%	0%	0%	0%
2.6.2	Karori Sanctuary & Marine Education Centre	0%	0%	100%	100%	0%	0%	0%
2.7.1	Quarry operations	125%	0%	0%	0%	0%	0%	0%
3.1.1	Tourism promotion	0%	0%	100%	0%	0%	0%	100%
3.1.2	Visitor attractions	0%	0%	100%	30%	0%	0%	70%
3.1.3	Convention venues	55%	0%	45%	45%	0%	0%	0%
3.1.4	Suburban and city centres vitality	0%	0%	100%	0%	0%	0%	100%
3.1.5	Events attraction and support	0%	0%	100%	0%	0%	100%	0%
3.2.1	Long-haul airline attraction	0%	0%	100%	100%	0%	0%	0%
3.2.2	Regional and external relations	0%	0%	100%	100%	0%	0%	0%
3.2.3	Grants and creative workforce	0%	0%	100%	100%	0%	0%	0%
4.1.1	City galleries and museums	0%	0%	100%	75%	0%	0%	25%
4.2.1	City Archives	10%	0%	90%	90%	0%	0%	0%
4.3.1	Arts and cultural festivals	0%	20%	80%	80%	0%	0%	0%
4.3.2	Cultural grants	0%	0%	100%	0%	100%	0%	0%
4.3.3	Access and support for community arts	0%	0%	100%	100%	0%	0%	0%
4.4.2	Arts partnerships (professional)	0%	25%	75%	75%	0%	0%	0%
5.1.1	Libraries network	10%	0%	90%	90%	0%	0%	0%
5.2.1	Recreation partnerships	0%	0%	100%	0%	100%	0%	0%
5.2.2	Access support	0%	0%	100%	100%	0%	0%	0%
5.2.3	Recreation programmes	5%	0%	95%	95%	0%	0%	0%
5.3.1	Swimming pools	40%	0%	60%	60%	0%	0%	0%
5.3.2	Sports fields	10%	0%	90%	90%	0%	0%	0%
5.3.3	Synthetic turf sportsfields	40%	0%	60%	60%	0%	0%	0%
5.3.4	Recreation centres	25%	0%	75%	75%	0%	0%	0%
5.3.5	Playgrounds	0%	0%	100%	100%	0%	0%	0%
5.3.6	Marinas	100%	0%	0%	0%	0%	0%	0%
5.4.1	Burials and cremations	50%	0%	50%	50%	0%	0%	0%
5.4.2	Public toilets	0%	0%	100%	100%	0%	0%	0%
5.4.3	Public health regulations (food/dogs)	50%	0%	50%	50%	0%	0%	0%
5.4.4	City safety	0%	0%	100%	100%	0%	0%	0%
5.4.5	Wellington emergency management office	5%	0%	95%	95%	0%	0%	0%
5.5.1	Community housing	100%	0%	0%	0%	0%	0%	0%
5.6.1	Implementation of the homelessness strategy	0%	0%	100%	100%	0%	0%	0%
5.6.2	Community advocacy	0%	0%	100%	0%	100%	0%	0%
5.6.3	Social and recreational grants	0%	0%	100%	100%	0%	0%	0%
5.6.4	Community centres and halls	2%	0%	98%	0%	98%	0%	0%
5.6.5	Community ICT access	0%	0%	100%	100%	0%	0%	0%
6.1.1	Urban planning and policy development	0%	0%	100%	100%	0%	0%	0%
6.2.1	Building control and facilitation (resource consents)	65%	0%	35%	35%	0%	0%	0%
6.3.1	Development control and facilitation (resource consents)	50%	0%	50%	50%	0%	0%	0%
6.4.1	Earthquake risk mitigation	0%	0%	100%	100%	0%	0%	0%
6.5.1	Waterfront development	0%	0%	100%	100%	0%	0%	0%
6.5.2	Public space and centre developments	0%	0%	100%	100%	0%	0%	0%
6.5.3	Built heritage development	0%	0%	100%	100%	0%	0%	0%
7.1.1	Transport planning - (TDM)	0%	0%	100%	100%	0%	0%	0%
7.2.1	Ports access	0%	0%	100%	100%	0%	0%	0%
7.2.2	Vehicle network	0%	5%	95%	95%	0%	0%	0%
7.2.3	Passenger transport network	0%	70%	30%	30%	0%	0%	0%
7.2.4	Network-wide control and management	0%	25%	75%	75%	0%	0%	0%
7.2.5	Cycle network	0%	15%	85%	85%	0%	0%	0%
7.2.6	Pedestrian network	0%	0%	100%	100%	0%	0%	0%
7.2.7	Road safety	0%	25%	75%	75%	0%	0%	0%
7.3.1	Car parking	100%	0%	0%	0%	0%	0%	0%

7. Individual activity analysis by key strategy group

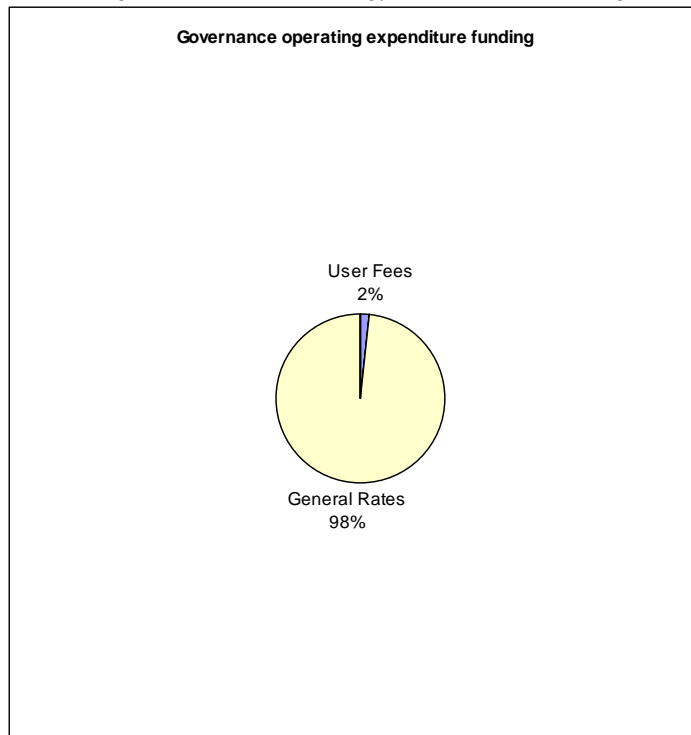
i) Governance Strategy

Delivering confidence in civic decision-making

One of our key responsibilities is to ensure that decisions about the city are made in ways that are democratic and inclusive. This means making sure residents are kept informed about what we're doing, are able to have their say, and feel confident that their views and votes count.

Operating activities

The funding sources for this strategy are illustrated in the graph below.



Activity	User Fees	Other Income	General Rates	Targeted Rates		
				Residential	Commercial	Down town/ Other
1.1.1 City governance and engagement	0%	0%	100%	0%	0%	0%
1.1.2 Civic information	5%	0%	95%	0%	0%	0%
1.2.1 Maori and Mana whenua partnerships	0%	0%	100%	0%	0%	0%
Total governance	2%	0%	98%	0%	0%	0%

Capital Expenditure

The interest and depreciation costs relating to capital expenditure are incorporated in the operating costs of each activity.

Governance capital expenditure projects are funded through a combination of rates funded depreciation and borrowings.

Governance strategy – activity commentary

Activity 1.1.1: City governance and engagement

This covers our decision-making and accountability processes. It includes managing the local elections every three years, and holding meetings of the Council and its committees. It also includes developing plans and strategies to promote the city's well-being, such as the annual plan.

Community outcome

This activity helps us achieve our aim that Wellington residents are encouraged to participate in city decision-making.

Who Benefits?

Whole community 100%

The whole community benefits from this activity. Policy formation, consultation and planning are essential Council services. They enable elected members to set policies and manage resources to benefit the whole community. Along with elections, they also allow people to influence the Council. These decision-making and accountability processes enhance residents' well-being by improving the quality of Council decisions and by giving them a sense of empowerment arising from the fact they can have their voices heard.

Who should pay?

Whole community 100%

Since this activity benefits the community as a whole, the fairest and most effective way to fund it is from general rates.

Our funding targets: operating expenses

User charges	0%
Other revenue	0%
Targeted rate	0%
General rate	100%
TOTAL	100%

Activity 1.1.2: Civic information

This activity provides for the community to easily access Council information and services such as the Council's 24 hour call centre, the city's service centres, and maintenance of the property system. It also includes the cost of the contract for valuation services.

Community outcome

Our work in this area aims to ensure that "information required by citizens and groups will be easily accessible, to enable participation in the community".

Who Benefits?

<i>Whole community</i>	50%
<i>Individuals</i>	50%

The whole community benefits from this activity. Providing information and services to the community and having points of contact where residents can contact us are essential Council services. They enable Council to rapidly respond to information received from the public regarding service problems and other customer feedback.

Individuals may also benefit from access to Council information like valuation and property systems. But these remain core components of the Council's ratings systems and are utilised by the Greater Wellington Regional Council.

Who should pay?

<i>Individual</i>	5%
<i>Identifiable part of the community</i>	5%
<i>Whole community</i>	90%

The Council receives revenue from the Greater Wellington Regional Council for access to our property and valuation databases. This data sharing arrangement provides cost savings for both organisations.

Although individuals receive significant benefits from this activity and it would be possible to increase user fees, the Council believes the benefit to the community as a whole out-weighs this. For the city to run efficiently it is important there is a constant two-way flow of information and the Council does not wish to limit this with the introduction of further charges. It is therefore appropriate that this activity is mostly funded by the general rate.

Our funding targets: operating expenses

User charges	5%
Other revenue	0%
Targeted rate	0%
<u>General rate</u>	<u>95%</u>
TOTAL	100%

Activity 1.2.1: Mana whenua partnerships

The Council recognises and acts on its obligations under the Treaty of Waitangi. We foster partnerships with mana whenua (local iwi) and consultation relationships with the wider Maori community. The relationship between the Council and mana whenua is supported by a dedicated directorate which provides us with advice and administrative support on Treaty-based relationships.

Community outcome

This activity helps us ensure that our partnerships with mana whenua achieve the city's obligations under Te Tiriti O Waitangi (the Treaty of Waitangi).

Who Benefits?

<i>Whole community</i>	50%
<i>Individuals</i>	50%

The benefits of this activity are equally spread between the whole community and the Council's mana whenua partners. Mana whenua partners benefit by having a direct input into Council decisions and therefore the future direction of the city. The community benefits because the partnership leads to better understanding and cooperation between local Maori and the wider community. These benefits contribute to the general cultural, economic, social and environmental wellbeing of the city.

Who should pay?

<i>Whole community</i>	100%
------------------------	------

Though the benefits of this activity can nominally be split between the city's iwi and the whole community, the Council believes it is appropriately funded from general rates. There are two main reasons for this.

First, it is not possible to distinguish iwi beneficiaries on an individual basis, and therefore it is not practicable to apply targeted rates or user charges.

Second, since this activity is about meeting Treaty obligations, it would not be appropriate to exclude local iwi from the roles they play. For these reasons, and because the benefit of the activity also flows to the entire community, it is appropriately funded from general rates.

Our funding targets: operating expenses

User charges	0%
Other revenue	0%
Targeted rate	0%
General rate	100%
TOTAL	100%

ii) Environmental development strategy

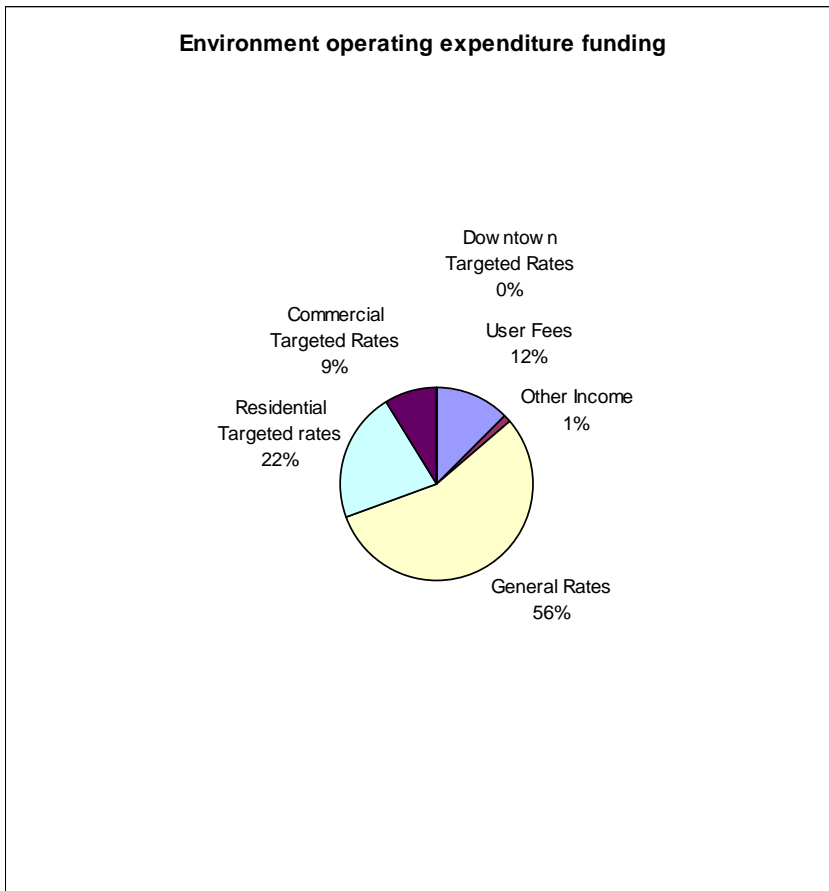
Protecting and enhancing our natural environment

Under this area of activity we seek to protect and enhance our natural environment. Wellington is a city shaped by nature. From bush-clad hills to sparkling harbour to rugged coastline, the city's unique character derives from the land. As the city grows, the challenge is to preserve this natural beauty and drama. Part of protecting the environment is looking after the city's water supply, rubbish and recycling operations, and sewage and stormwater networks. This is by far our biggest area of operation.

The outcomes we want from this strategy and the activities which we undertake to achieve these outcomes are summarised in the "strategy tree" diagram on the following page.

Operating activities

The funding sources for this strategy are illustrated in the graph below.



Activity Component	User Fees	Other Income	General Rates	Targeted Rates		
				Residential	Commercial	Down town/ Other
Local parks and open spaces	5%	0%	95%	0%	0%	0%
2.1.1						
2.1.2 Botanical gardens	10%	0%	90%	0%	0%	0%
Beaches and coast operations	0%	5%	95%	0%	0%	0%
2.1.3						
2.2.1 Road open spaces	0%	10%	90%	0%	0%	0%
2.2.2 Town belts	0%	5%	95%	0%	0%	0%
Community environmental initiatives	0%	0%	0%	100%	0%	0%
2.2.3						
2.2.4 Walkways	0%	0%	100%	0%	0%	0%
2.2.5 Stream protection	0%	0%	100%	0%	0%	0%
Pest plant and animal management	0%	0%	100%	0%	0%	0%
2.2.6						
2.3.1 Water network	0%	0%	0%	60%	40%	0%
Water collection and treatment	0%	0%	0%	60%	40%	0%
2.3.2						
2.4.1 Stormwater management	0%	0%	0%	77.5%	22.5%	0%
Sewage collection and disposal network	5%	0%	0%	60%	35%	0%
2.4.2						
2.4.3 Sewage treatment	5%	0%	0%	60%	35%	0%
Energy efficiency and conservation	0%	0%	100%	0%	0%	0%
2.5.1						
2.5.2 Waste minimisation, disposal and recycling management	90%	0%	10%	0%	0%	0%
2.6.1 Zoo	0%	0%	100%	0%	0%	0%
2.6.2 Karori Sanctuary	0%	0%	100%	0%	0%	0%
2.7.1 Quarry operations	125%	0%	0%	0%	0%	0%
Total Environment	12%	1%	56%	22%	9%	0%

Capital Expenditure

The interest and depreciation costs relating to capital expenditure are incorporated in the operating costs of each activity.

Environmental capital expenditure projects are funded through a combination of rates funded depreciation, and borrowings.

Environment strategy – activity commentary

Activity 2.1.1: Local parks and open spaces

The Council owns and looks after the city's parks and reserves, horticultural plantings and street trees. We aim to provide a high-amenity, safe open space environment that gives people a wide range of recreation opportunities. Our work includes the upkeep of grass areas, sports pavilions and other buildings on reserve land. (For information on sports fields, see activity 5.3.2).

Community outcome

This activity primarily contributes towards the outcomes that "Wellington will preserve and improve its parks, trees and open spaces" and that "Wellingtonians will protect and have access to public green open spaces and the coast".

Who Benefits?

<i>Whole community</i>	90%
<i>Identifiable part of the community</i>	10%

The city's parks and reserves benefit the whole community. They give all residents and visitors access to high-quality open spaces for a wide range of recreation activities, such as walking or mountain biking. This encourages healthy lifestyles. They also make the city's environment greener and more pleasant for all residents, and provide focal points for communities. This not only improves quality of life but also adds to people's sense of pride in the city and makes it an attractive place to live and visit.

While those who choose to use the city's open spaces receive a direct benefit, they cannot be readily identified or excluded from these areas. From time to time our park pavilions are leased to sports and community groups who benefit from their exclusive use.

The provision of parks and reserves brings long-term benefits to the city, which is reflected in the Council's commitment to fund this activity on an ongoing basis.

Who should pay?

<i>Whole community</i>	95%
<i>Identifiable part of the community</i>	5%

Since the community as a whole is the main beneficiary from this activity, it should bear most of the costs through general rates. These costs reflect the enhanced social and environmental well-being through the existence of parks and reserves and the opportunity for residents to use them for recreational activities.

The exception is the lease of park pavilions to sports and community groups. In these situations, the group concerned receives an exclusive benefit and therefore should bear a share of the cost. While our analysis suggests these groups receive 10 percent of the benefit, we have decided they should bear only 5 percent of the cost. This is because the Council wants to ensure that the pavilions are not priced out of reach of these groups. We want to see high levels of participation in recreation activities and encourage people to use the city's open spaces, and we believe raising user charges on the parks and pavilions could work against that outcome.

Our funding targets: operating expenses

User charges	5%
Other revenue	0%
Targeted rate	0%
<u>General rate</u>	<u>95%</u>
TOTAL	100%

Activity 2.1.2: Botanic gardens

Wellington has four botanic gardens: Wellington Botanic Garden, Otari-Wilton's Bush, Bolton Street Memorial Park and Truby King Park (in Melrose). The Council maintains these gardens with the help from community groups and trusts which help provide voluntary guides, fund new development and carry out practical work such as planting.

Community outcome

This activity primarily contributes towards the outcomes that "Wellington will preserve and improve its parks trees and open spaces" and that "Wellingtonians will protect and have access to public green open spaces".

Who Benefits?

<i>Whole community</i>	90%
<i>Individuals</i>	10%

The city's four botanic gardens benefit the whole community. They are of international quality, providing residents and visitors with access to open spaces for recreation and relaxation, as well as opportunities to learn. They play a valuable conservation role, preserving native and exotic plants. By attracting visitors to Wellington they help its economy, and by making the city's environment more pleasant for all residents they improve quality of life and adds to people's sense of pride in the city.

While those who choose to use the gardens receive the most direct benefit, in most instances these people cannot be identified and nor can they be excluded from these areas.

The gardens do provide a few services which exclusively benefit individual people or organisations. These include:

- the shop and cafe at the Begonia House in the Botanic Garden
- function rooms at Begonia House, Tree House and Otari-Wilton's Bush
- sale of plants at the Otari-Wilton's Bush annual open day
- lease of a house at Truby King Park to the Biology Institute
- provision of memorial seats in the Botanic Gardens

The gardens also provide educational seminars and programmes which have some private benefit. However, as these programmes help people learn about the environment, the Council believes the principal benefit is to the community as a whole.

The provision of the botanic gardens brings long-term benefits to the city, which is reflected in the Council's commitment to fund them on an ongoing basis.

Who should pay?

<i>Whole community</i>	90%
<i>Individuals</i>	10%

Since the principal benefits of the city's botanic gardens are to the community as a whole, it is appropriate for general ratepayers to bear the majority of costs. The Council views the gardens as public amenities and is committed to maintaining free public access.

These costs are offset by some income-generating activities (as above). These are generally commercial activities; the beneficiaries include souvenir hunters and groups renting function rooms. It is appropriate that these activities are carried out on a user-pays basis.

Our funding targets: operating expenses

User charges	10%
Other revenue	0%
Targeted rate	0%
General rate	90%
TOTAL	100%

Activity 2.1.3: Beaches and coast operations

A well maintained coast, with strong natural values and secure structures, is important for public safety and enjoyment. The Council is responsible for the upkeep of many of the city's wharves, breakwaters, jetties and public boat ramps, as well as the Carter Fountain in Oriental Bay.

Community outcome

This activity primarily contributes towards the outcome that "Wellingtonians will protect and have access to public green open spaces and the coast".

Who Benefits?

<i>Whole community</i>	100%
------------------------	------

Wellington's coastline is a distinct part of the city's identity. By ensuring people have safe access to the coast, the Council is increasing the range of recreation opportunities available to people and encouraging healthy lifestyles, as well as protecting public safety. By beautifying the coast and protecting it from erosion, the Council is enhancing the city's environment, improving quality of life and adding to people's sense of the city as an attractive place to live.

While those who use the city's wharves, jetties and breakwaters receive a direct benefit, in most instances these people cannot be identified. Nor can they be excluded from using the coast. The one exception is boat ramps, which directly benefits an identifiable part of the community: recreational boat users. However, the Council regards these facilities as part of its provision of safe, secure access to the coast and encouraging outdoor recreation.

The Council's work on the city's beaches and coastline brings long-term benefits to the city, which is reflected in the Council's commitment to fund this activity on an ongoing basis.

Who should pay?

<i>Whole community</i>	100%
------------------------	------

Since the whole community benefits from this activity, it is appropriately funded through general rates.

This activity also derives modest rents from club houses on or adjacent to beaches and that revenue is reflected here.

Our funding targets: operating expenses

User charges	0%
Other revenue	5%
Targeted rate	0%
General rate	95%
TOTAL	100%

Activity 2.2.1: Provider - Roads open space

Roads that are clean and have clear edges help make the city attractive and safe. We look after the city's roadside plants – removing or pruning overgrown ones, planting new ones, spraying weeds and supplying free plants to residents for them to plant on road reserves. We also clean city and residential streets, empty rubbish bins in the central city and remove spills and litter.

Community outcome

This activity contributes in part to the outcome that “Wellington’s transport system will be designed to meet the needs of its people efficiently and sustainably.”

Who Benefits?

Whole community 100%

This work benefits anyone who lives in or moves around the city by ensuring footpaths and roadside verges and open spaces are safe, attractive and free of litter. This work has benefits for the city's environment and for residents' safety, health and enjoyment of their surroundings.

Who should pay?

Whole community 100%

A small part of our roads open spaces costs are covered by a subsidy from the Government roading funding agency Land Transport New Zealand (NZTA), which passes on funding from the fuel taxes it gathers. Of the remaining costs, as the community as a whole benefits, the fairest and most efficient way to fund this is from general rates.

The amount of the NZTA subsidy varies from year to year depending on the scheduled asset management plan works and changes to the works programme based on reprioritisation.

Our funding targets: operating expenses

User charges	0%
Other revenue	10%
Targeted rate	0%
General rate	90%
TOTAL	100%

Activity 2.2.2.: Provider - Town belts and green belts

Wellington's Town Belt, Outer Green Belt and reserves offer fantastic recreation venues for the public, but they need a lot of care. The Council manages the Town Belt, the Outer Green Belt and other reserves to ensure they are maintained to high standards. This includes custodial duties, operational planning and implementation, education programmes and upgrade projects.

Community outcome

This activity primarily contributes towards the outcomes that "Wellington will preserve and improve its parks, trees and open spaces" and that "Wellingtonians will protect and have access to public green open spaces and the coast".

Who Benefits?

Whole community 100%

The Town Belt and Outer Green Belt benefit the whole community. They give all residents and visitors access to high-quality open spaces for recreation activities, encouraging healthy lifestyles. They also make the city's environment greener and more pleasant for all residents, and provide focal points for communities. This not only improves quality of life but also adds to people's sense of pride in the city and makes it an attractive place to live and visit.

While those who choose to use the Town Belt and Outer Green Belt receive a direct benefit, in most instances these people cannot be practically identified and nor can they be excluded from these areas.

The provision of the Town Belt and Outer Green Belt brings long-term benefits to the city, which is reflected in the Council's commitment to fund this activity on an ongoing basis.

Who should pay?

Whole community 100%

Since the community as a whole benefits from the provision of the Town Belt and Outer Green Belt, it should bear the costs through general rates. These costs reflect the enhanced social and environmental well-being through the existence of these open space areas and the opportunity for residents to use them for recreational activities.

Through this activity we receive modest revenue from the rental we charge for use of facilities such as Scout Clubs that are housed on Town Belt land.

Our funding targets: operating expenses

User charges	0%
Other revenue	5%
Targeted rate	0%
General rate	95%
TOTAL	100%

Activity 2.2.3: Facilitator and funder: Community environmental initiatives

This activity covers initiatives that directly support the community's engagement in advancing environmental well-being. The Council provides grants for projects that promote environmental sustainability or greater understanding of environmental issues. It also covers environmental education initiatives and our community greening programmes.

Community outcome

This activity contributes to the outcome that: "Wellington will promote the sustainable management of the environment, and support increased opportunities for the exercise of kaitiakitanga or environmental guardianship."

Who Benefits?

Whole community 100%

This activity benefits the community as a whole. While individuals or groups can apply for the grants, the work they fund helps enhance the environment and provides educational benefits for all city residents.

The activity has long-term benefits, as the projects it funds are aimed at ensuring future generations can enjoy a cleaner and more pleasant environment.

This work contributes directly to the Council's long term goal of pursuing a collaborative, participatory approach towards environmental kaitiakitanga (guardianship), by sharing information within the community and establishing partnerships to achieve environmental goals.

Who should pay?

Whole community 100%

Since this activity benefits the community as a whole, the fairest and most effective way to fund it is from general rates.

Our funding targets: operating expenses

User charges	0%
Other revenue	0%
Targeted rate	0%
General rate	100%
TOTAL	100%

Activity 2.2.4: Provider - Walkways

The Council encourages public use of the Town Belt and reserves, and recognises that tracks are important for people's access to and enjoyment of the city's bush and open spaces. We currently maintain over 100km of track.

Community outcome

This activity helps achieve the outcome that “Wellingtonians will protect and have access to public green open spaces and the coast”. It also contributes directly to our long term goal that Wellington will be better connected – that it will have a network of green spaces and corridors linking the coastline, Town Belt and Outer Green Belt.

Who Benefits?

Whole community 100%

The whole community benefits from the Council’s provision of walkways. The walkways give all residents and visitors access to the Town Belt and reserves, encouraging them to enjoy the city’s bush and lead healthy lifestyles.

While those who choose to use the walkways receive a direct benefit, in most instances these people cannot be practically identified and nor can they be excluded from these areas.

The provision of walkways brings long-term benefits to the city, which is reflected in the Council’s commitment to fund this activity on an ongoing basis.

Who should pay?

Whole community 100%

Since the community as a whole benefits from the provision of the walkways, it should bear the costs through general rates. These costs reflect the enhanced social and environmental well-being through the existence of the walkways and the opportunity for residents to use them.

Our funding targets: operating expenses

User charges	0%
Other revenue	0%
Targeted rate	0%
General rate	100%
TOTAL	100%

Activity 2.2.5: Facilitator – Stream protection

The Council plans to work with the Greater Wellington Regional Council and with community groups and volunteers on stream protection programmes over the coming year. The activity covers that work.

Community outcome

This activity contributes to the outcome that “Wellingtonians will protect and have access to green open spaces and the coast.”

Who Benefits?

Whole community 100%

This activity benefits the whole community by helping ensure the city’s streams are clean and healthy.

This activity has long-term benefits. For example, an entire stream restoration programme will benefit the surrounding ecosystem and will mean that future generations are less likely to have to deal with the problems that can be faced today. The work aids the health of the environment by protecting and restoring land- and water-based ecosystems to sustain their natural processes, and to provide habitats for a range of indigenous and non-indigenous plants and animals.

The long-term nature of these benefits is reflected in the Council's decision to fund this activity on an ongoing basis.

Who should pay?

Whole community 100%

This activity benefits the community as a whole. Therefore, the fairest and most effective way of funding it is from general rates.

Our funding targets: operating expenses

User charges	0%
Other revenue	0%
Targeted rate	0%
General rate	100%
TOTAL	100%

Activity 2.2.6: Provider - Pest plant and animal management

The Council runs programmes to control animal pests and weeds on the 3,000 plus hectares of open space land we own and manage.

Community outcome

This activity contributes to the outcome that “pest animals and plants will be eliminated as methods become available, and no new pests will become established.”

Who Benefits?

Whole community 100%

This activity benefits the whole community by helping ensure the city's open space land is safe and pleasant to use. While there are direct benefits to those who choose to use the city's open spaces, these people cannot easily be identified or excluded from using those areas. There may also be benefits to certain communities within the city – for example, from a programme to eradicate possums from a particular suburb – but, in general, the benefits of this activity are to the community as a whole.

This activity has long-term benefits. For example, eliminating a pest from an area means future generations are less likely to have to deal with the problems that pests cause. The work aids the health of the environment by protecting and restoring land- and water-based ecosystems to sustain their natural processes, and to provide habitats for a range of indigenous and non-indigenous plants and animals.

The long-term nature of these benefits is reflected in the Council's decision to fund this activity on an ongoing basis.

Who should pay?

Whole community 100%

This activity benefits the community as a whole. Therefore, the fairest and most effective way of funding it is from general rates.

Our funding targets: operating expenses

User charges	0%
Other revenue	0%
Targeted rate	0%
<u>General rate</u>	<u>100%</u>
TOTAL	100%

Activity 2.3.1: Provider - Water network

The Council owns a water network of over 80 reservoirs, 30 pumping stations, more than 7,000 hydrants and about 900 odd kilometres of underground pipes. We maintain this network to ensure Wellingtonians have high-quality drinking water available at all times. Our work includes monitoring water quality to ensure it meets the required standards, and cleaning reservoirs and pipes.

Community outcome

This work helps achieve the outcome that “Wellington’s long term environmental health will be protected by well planned and well maintained infrastructure”.

Who Benefits??

Identifiable parts of the community 75%
Whole community 25%

Water supply is a fundamental Council service. Residents need clean drinking water, as well as water for washing. Water is also vital for industry and commerce. The benefits to commercial users are entirely private and exclusive. The benefits to individual people are mainly private, but there are also significant benefits to the community as a whole in terms of public health and safety, and economic well-being.

Who should pay?

Identifiable parts of the community:
Base (residential) sector 60%
Commercial sector 40%

While it is recognised that there is a whole community benefit from the provision of the water supply activity, this, along with the benefit received by individuals is best reflected through a targeted rate imposed on those properties connected to the public water supply.

The division of costs between the two sectors is based on a water consumption split, modified on the basis of the additional maintenance and service response required in the commercial sector, to a 60% residential 40% commercial split.

The 60% residential share is funded through a targeted rate. The majority of properties (those that do not have a water meter) are charged a fixed charge of \$125.00 (incl. GST), to reflect the fixed cost component of funding these activities, with the balance of the sector share funded through a rate per dollar of capital value. Those properties that have elected to have a water meter contribute to the targeted rate through a consumption charge.

The 40% of costs funded through the Commercial sector is drawn from a targeted rate primarily through a consumption charge of \$1.78 (incl. GST) per cubic metre of water consumed. The balance of commercial properties without a water meter, pay their share of the targeted rate through a rate per dollar of capital value.

Our funding targets: operating expenses

User charges	0%
Other revenue	0%
Targeted rate	
(Residential 60%	
Commercial 40%)	100%
General rate	0%
TOTAL	100%

Activity 2.3.2: Funder and provider - Water collection and treatment

We buy water for the city in bulk from the Greater Wellington Regional Council. The regional council treats the water at four sites in the Hutt Valley – Te Marua, Waterloo, Gear Island and Wainuiomata – to ensure it meets New Zealand drinking water standards. We pay based on how much water the city uses. Some of our costs are recovered from customers with water meters, while the rest is covered by water rates. Responsibility for water supply is vested in the Council under the Local Government Act.

Community outcome

This work helps achieve the outcome that “Wellington’s long term environmental health will be protected by well planned and well maintained infrastructure”.

Who Benefits?

<i>Identifiable parts of the community</i>	75%
<i>Whole community</i>	25%

Water supply is a fundamental Council service. Residents need clean drinking water, as well as water for washing. Water is also vital for industry and commerce. Though water supply is essential in a modern city, the benefits are largely private.

There is also some benefit to the community as a whole from the Council's provision of clean, drinkable water. This includes public health benefits, provision of water for fire-fighting, and the benefits of a reliable water supply for the economy.

Who should pay?

<i>Identifiable parts of the community:</i>	
<i>Base (residential) sector</i>	60%
<i>Commercial sector</i>	40%

While it is recognised that there is a whole community benefit from the provision of the water supply activity, this, along with the benefit received by individuals is best reflected through a targeted rate imposed on those properties connected to the public water supply.

The division of costs between the two sectors is based on a water consumption split, modified on the basis of the additional maintenance and service response required in the commercial sector, to a 60% residential 40% commercial split.

The 60% residential share is funded through a targeted rate. The majority of properties (those that do not have a water meter) are charged a fixed charge of \$125.00 (incl. GST), to reflect the fixed cost component of funding these activities, with the balance of the sector share funded through a rate per dollar of capital value. Those properties that have elected to have a water meter contribute to the targeted rate through a consumption charge.

The 40% of costs for activities funded through the Commercial sector is drawn from a targeted rate primarily through a consumption charge of \$1.78 (incl. GST) per cubic metre of water consumed and an administration fee of \$107 (incl. GST) per year. The balance of commercial properties without a water meter, pay their share of the targeted rate through a rate per dollar of capital value.

Our funding targets: operating expenses

User charges	0%
Other revenue	0%
Targeted rate (Residential 60% Commercial 40%)	100%
General rate	0%
TOTAL	100%

Activity 2.4.1: Provider - Stormwater management

Each year, Wellington’s stormwater network carries around 80 million cubic metres of runoff from gutters and drains to the harbour and city streams. This drainage network helps protect the city from flooding. This network is made up of over 600 kilometres of stormwater pipes and tunnels.

Because stormwater is discharged into the city’s streams, harbour and coastal waters, it needs to be as clean as possible. Stormwater can be contaminated by sewage leaking from sewerage pipes, runoff from roads, and by waste such as oil, paint and litter being tipped or washing into drains. The Council has resource consents from the Greater Wellington Regional Council for our stormwater discharges, and we are required to meet the standards set out in these consents. While we do not treat stormwater runoff, we monitor stormwater quality at more than 80 sites, to ensure it meets the required standards.

Community outcome

This work helps achieve the outcomes that “Wellington’s long term environmental health will be protected by well planned and well maintained infrastructure” and that “Wellingtonians will protect and have access to the coast.”

Who Benefits?

<i>Identifiable parts of the community</i>	50%
<i>Whole community</i>	50%

The stormwater system provides significant benefits to individual property owners by protecting their property from flooding. Though these benefits are private, they are not exclusive – all homes and businesses benefit, and the network would have to exist for public good reasons regardless of the individual benefits.

The stormwater system benefits the whole community, both by protecting public property and by protecting public health and safety. The system is a fundamental part of the city’s infrastructure. Without it, Wellington could not operate as a modern, efficient city, and both economic and social well-being would suffer.

Who should pay?

Identifiable parts of the community:

<i>Residential (urban) sector</i>	<i>77.5%</i>
<i>Commercial sector</i>	<i>22.5%</i>

While it is recognised that there is a whole community benefit from this activity, this, along with the benefit received by individuals is best reflected through a targeted rate imposed on the residential (urban) sector and the commercial sector.

Some stormwater runoff may be the direct result of new developments or other land works, or individual actions such as people tipping paint down drains. In these cases, there is a clear “polluter pays” argument for the people or businesses responsible to meet some of the costs. However, identifying those responsible and assessing the costs are difficult.

The Council has decided to exclude rural areas from paying for this activity as this service is not provided to them and as a result they receive no individual benefit. It is therefore appropriate to fund this activity from targeted rates, excluding the rural sector.

The 77.5% residential share is collected through a targeted rate. This rate is funded through a rate per dollar of capital value.

The 22.5% commercial sector share is collected through a targeted rate based on a rate per dollar of capital value.

Our funding targets: operating expenses

User charges	0%
Other revenue	0%
Targeted rate (Residential 77.5% Commercial 22.5%)	100%
General rate	0%
TOTAL	100%

Activity 2.4.2: Sewage collection/disposal network

The Council is responsible for more than 1,000 kilometres of sewer pipes and tunnels, of which almost half are over 50 years old. The sewage network also includes 62 pumping stations which need regular maintenance and ultimately replacement once they have come to the end of their economic life.

Community outcome

This work helps achieve the outcomes that “Wellington’s long term environmental health will be protected by well planned and well maintained infrastructure” and that “Wellingtonians will protect and have access to the coast.”

Who Benefits?

<i>Identifiable parts of the community</i>	80%
<i>Whole community</i>	20%

The sewage network mainly benefits individuals by providing for the safe, sanitary removal of sewage waste from their homes and businesses, and ensuring that waste is treated and disposed of in ways that do not harm the environment. Though these benefits are private they are not exclusive – all homes and businesses use the system, and it would have to exist for public good reasons regardless of the individual benefits.

The sewage system benefits the whole community by protecting public health and the overall state of the environment. The system is a fundamental part of the city’s infrastructure. Without it Wellington could not operate as a modern efficient city.

Who should pay?

<i>Identifiable parts of the community:</i>	
<i>Base (residential) sector</i>	60%
<i>Commercial sector</i>	35%
<i>User charges</i>	5%

While it is recognised that there is a whole community benefit from this activity, this, along with the benefit received by individuals is best reflected through a targeted rate imposed on those properties with sewer connections.

The division of costs between the two sectors is based on a ‘water in, water out’ concept. As a result the sector split for this targeted rate is the same as for water supply. The cost of network installation and maintenance in the commercial area is more expensive due to its size, pressures, standards and service levels. This is reflected in the 60%/40% split.

The 60% residential share is collected through a targeted rate. This rate incorporates a fixed charge of \$112.50 (incl. GST) per property, with the balance of the sector share funded through a rate per dollar of capital value.

The 40% commercial sector share is collected through a targeted rate based on a rate per dollar of capital value (35%) and trade waste charges (5%).

Our funding targets

User charges	5%
Other revenue	0%
Targeted rate (Residential 60% Commercial 35%)	95%
General rate	0%
TOTAL	100%

Activity 2.4.3: Provider - Sewage treatment

Sewage is treated at three plants: Moa Point, Karori, and Porirua. The waste treatment plants at Moa Point and Karori are financed by the Council and operated by United Water. Sewage from Wellington's northern suburbs is transferred to the Porirua plant, in which the Council has a 27.6% stake. Once sewage is treated at Moa Point and Karori, waste water is piped into the Cook Strait and the sludge is taken to the Southern Landfill, where it is combined with green waste to make high-quality compost.

Community outcome

This work helps achieve the outcomes that "Wellington's long term environmental health will be protected by well planned and well maintained infrastructure" and that "Wellingtonians will protect and have access to the coast."

Who Benefits?

<i>Identifiable parts of the community</i>	80%
<i>Whole community</i>	20%

The sewage treatment system mainly benefits individuals by ensuring the waste removed from their homes and businesses is disposed of in ways that do not harm the environment. Though these benefits are private they are not exclusive – all homes and businesses use the sewage system, and sewage would have to be treated for public good reasons regardless of the individual benefits.

The sewage treatment system benefits the whole community by protecting public health and the overall state of the environment. The system is a fundamental part of the city's infrastructure. Without it, Wellington could not operate as a modern, efficient city.

Who should pay?

<i>Identifiable parts of the community:</i>	
<i>Base (residential) sector</i>	60%
<i>Commercial sector</i>	35%
<i>User</i>	5%

While it is recognised that there is a whole community benefit from the provision of this activity, this, along with the benefit received by individuals is best reflected through a targeted rate imposed on those properties with sewer connections.

The division of costs between the two sectors is based on a 'water in, water out' concept. As a result the sector split for this targeted rate is the same as for water supply. The cost of network installation and maintenance in the commercial area is more expensive due to its size, pressures, standards and service levels. This is reflected in the 60%/40% split.

The 60% residential share is collected through a targeted rate. This rate incorporates a fixed charge of \$112.50 (incl. GST) per property, with the balance of the sector share funded through a rate per dollar of capital value.

The 40% commercial sector share is collected through a targeted rate based on a rate per dollar of capital value (35%) and trade waste charges (5%).

Our funding targets: operating expenses

User charges	5%
Other revenue	0%
Targeted rate (Residential 60%, Commercial 35%)	95%
General rate	0%
TOTAL	100%

Activity 2.5.1: Facilitator – Energy efficiency and conservation

One of the Council’s long term aims is for it and Wellington to be more sustainable. This means that Wellington will reduce its environmental impact by making efficient use of energy, water, land and other resources; shifting towards renewable energy resources; conserving resources; and minimising waste. Our immediate focus is on developing an energy management plan for the Council itself. This work will be supported by promotion of energy efficiency.

Community outcome

This activity will contribute in part to the following outcomes “Wellingtonians’ use of non-renewable energy resources will decrease” and “Wellington’s urban development and buildings will be energy-efficient.”

Who Benefits?

Whole community 100%

The whole community benefits from the Council’s commitment to and promotion of sustainability. By definition the work is of benefit to current and future generations. By reducing environmental impacts and making more efficient use of existing resources more opportunities will be open to the whole community in the future.

It should also be noted that it is expected that the costs of this project will be met by savings over time.

Who should pay?

Whole community 100%

Since the community as a whole benefits from this activity, it is considered appropriate that it be funded from the general rate.

Our funding targets: operating expenses

User charges	0%
--------------	----

Other revenue	0%
Targeted rate	0%
General rate	100%
TOTAL	100%

Activity 2.5.2: Provider - Waste minimisation, disposal and recycling management

The Council operates the Southern Landfill. As well as the day-to-day management of the landfills, we are involved in landscaping, erosion control, resource consent compliance and water quality monitoring. The Council also collects refuse and household hazardous waste which is sent for safe disposal. This ensures hazardous wastes such as oils and solvents do not contaminate the landfills. We also provide aftercare of our closed land fill sites.

We encourage recycling by providing most residents with recycling bins and bags for weekly kerbside collection

Community outcome

Operating the landfills and contributing to waste minimisation generally contribute to the outcome that "Wellington's long-term environmental health will be protected by well-planned and well-maintained infrastructure". This activity contributes to the outcome that "Wellington will move towards a zero waste strategy."

Who Benefits?

<i>User</i>	<i>90%</i>
<i>Whole community</i>	<i>10%</i>

People using the landfills receive the main benefit from this activity, as they are able to dispose of their waste in a safe and efficient manner that also ensures the harm to the environment is kept to a minimum.

There are also benefits to the whole community. Without the landfills, people would have nowhere safe to dispose of their waste. That would clearly pose a major hazard to public health and harm the city's environment.

In 2003 the Council adopted the Life Cycle Costing Model for Landfills. This model is designed to deliver a full cost recovery system over a landfill's life.

Also the direct beneficiaries of this work are the householders who have recyclable goods collected or who use our recycling stations. These people are able to dispose of their recyclable and reusable waste in a safe, efficient and environmentally-friendly manner.

The whole community receives the environmental benefits from having less waste deposited in landfills.

Who should pay?

<i>User</i>	<i>90%</i>
<i>Whole community</i>	<i>10%</i>

Though the benefits of this activity are shared between individuals and the community as a whole, the Council believes users of the city's landfills should bear the costs. The Council believes it is appropriate to take a "polluter pays" approach to its solid waste operations, meaning landfill fees should be set at levels

that discourage waste. This approach is justified by the significant benefits to the city’s environment from reducing the amount of waste dumped in landfills. Landfill fees are set in accordance with the Life Cycle Costing Model, which determines the cost of operating a landfill over the full term of its life.

Though the benefits of this activity are split between the community and individuals, the Council believes it is appropriate for users of the city’s landfills to bear the costs. The Council believes it is appropriate to take a “polluter pays” approach to its solid waste operations, meaning landfill fees should be set at levels that discourage waste. This approach is justified by the significant benefits to the city’s environment from reducing the amount of waste dumped in landfills.

The Council has adopted a Life Cycle Costing Model for Landfills. This model is designed to deliver a full cost recovery system over a landfill’s life.

The Council also receives a small amount of income from the sale of recycling bins.

Our funding targets: operating expenses

User charges	90%
Other revenue	0%
Targeted rate	0%
<u>General rate</u>	<u>10%</u>
TOTAL	100%

Activity 2.6.1, 2.6.2 & 2.6.3: Funder – Environmental and conservation visitor attractions

The Council funds the Wellington Zoo Trust and has provided funding support to Zealandia – the Karori Sanctuary Trust. The Council is also contributing towards the costs of a feasibility study for the establishment of a marine education centre at Lyall Bay. While each of these organisations has specific goals and approaches to conservation and education they all provide attractions for residents and visitors.

Community outcome

This activity in part contributes to the outcome that “Wellington will protect and showcase its natural landforms and indigenous ecosystems”.

Who Benefits?

<i>Individuals</i>	40%
<i>Whole community</i>	40%
<i>Identifiable part of the community</i>	20%

These facilities benefit the individuals that choose to attend by providing them with a high-quality recreational and educational experience. These benefits are private and exclusive.

These facilities provide significant benefits to the whole community. They play a major conservation role by protecting endangered species and educating the public about conservation and biodiversity issues.

Their existence is also of benefit to those who are not visitors generally but have the option of going.

The facilities also aim to attract tourists to the city, contributing to the local economy.

Who should pay?

Whole community

100%

Each of these trusts operate separately from the Council. User charges, which in the case of the Zoo account for about 45 percent of the trust's income, reflect the private benefits to people who visit these facilities. These user charges do not appear in the Council's books.

The Council's contribution to these facilities reflects the benefits to the community as a whole. For this reason, it is appropriate for the Council's contribution to be funded from general rates.

Rates funding is also justified because these facilities contribute to the Council's long term goal that the city's high quality natural environment will attract visitors, residents and visitors.

Our funding targets: operating expenses

User charges	0%
Other revenue	0%
Targeted rate	0%
General rate	100%
TOTAL	100%

Activity 2.7.1: Provider - Quarry operations

We provide a source of aggregate and base materials for use in maintaining and building the city infrastructure (drainage and roads). This activity covers the costs of that work.

Community outcome

This work helps achieve the outcome that "Wellington's long term environmental health will be protected by well planned and well maintained infrastructure".

Who Benefits?

Individuals and identifiable parts of the community 80%

Whole community 20%

The vast majority of aggregate produced by the Kiwi Point Quarry (90-95%) is used to build and maintain the city's drainage and roading networks. The businesses who purchase this material are the primary beneficiary of this activity.

While the individual business is the primary beneficiary, the Council acknowledges that roads and drains are vital public assets. They benefit the economy by providing efficient systems for travel and transport and meet our requirements for effective water and sewerage systems. The Kiwi Point Quarry also allows the Council to rapidly respond to these infrastructure needs in the event of an emergency. As such the whole community also benefit from this activity.

The base materials are also available to individuals. They gain a benefit from this and are charged the market rate. However, the amount purchased is a small part of the operations.

Who should pay?

Individuals

125%

The Council believes it is appropriate for the businesses who win Council contracts and individuals who purchase aggregate to bear the cost of this activity.

Kiwi Point Quarry operates in a competitive environment. Efficient management means Kiwi Point is able to generate revenue in excess of the operating expenditure while maintaining competitive pricing.

Our funding targets: operating expenses

User charges	0%
Other revenue	125%
Targeted rate	0%
<u>General rate</u>	<u>0%</u>
TOTAL	125%

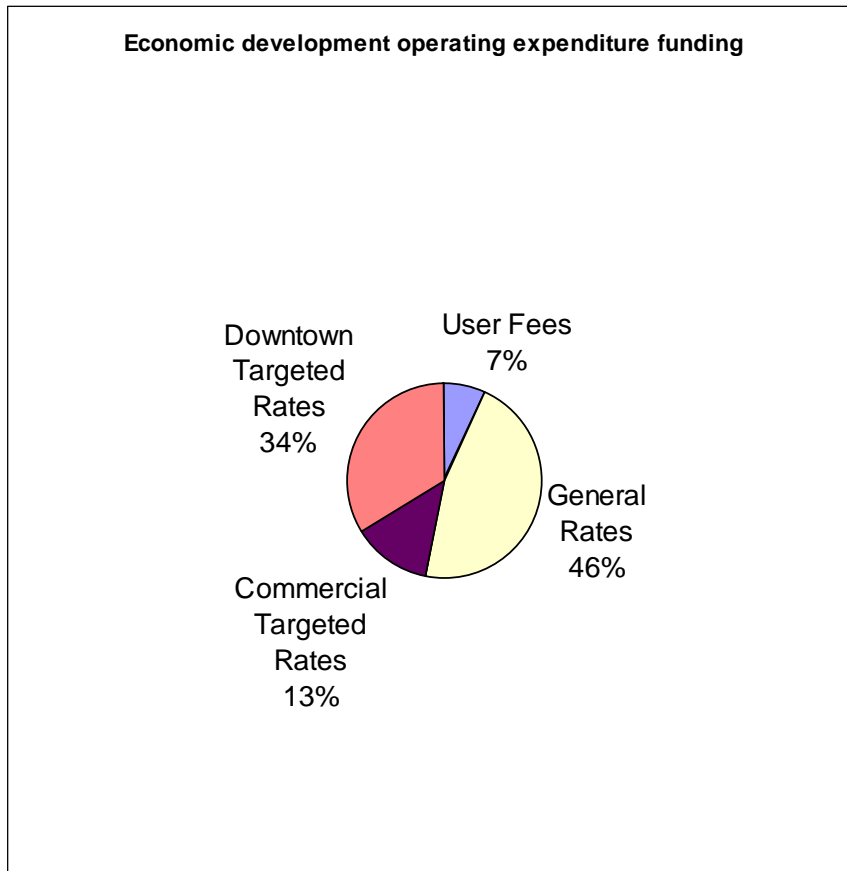
iii) Economic Development Strategy

Growing the regional economy for a prosperous community

The Economic Development Strategy is about achieving long-term and sustainable growth in Gross Domestic Product per capita. With a dynamic growing economy, Wellington is able to offer residents prosperity and an outstanding quality of life. Our economic activities include funding tourism promotions and visitor attractions, support for the regional economic development agency, and maintaining relationships with other agencies to foster economic growth.

Operating activities

The funding sources for this strategy are illustrated in the graph below.



Activity Component	User Fees	Other Income	General Rates	Targeted Rates		
				Residential	Commercial	Down town/ Other
3.1.1 Tourism promotion	0%	0%	0%	0%	0%	100%
3.1.2 Visitor attractions	0%	0%	30%	0%	0%	70%
3.1.3 Convention venues	55%	0%	45%	0%	0%	0%
3.1.4 Suburban and city centres vitality	0%	0%	0%	0%	0%	100%
3.1.5 Events attraction and support	0%	0%	0%	0%	100%	0%
3.2.1 Long-haul airline attraction	0%	0%	100%	0%	0%	0%
3.2.2 Regional and external relations	0%	0%	100%	0%	0%	0%
3.2.3 Grants and creative workforce	0%	0%	100%	0%	0%	0%
Total Economic Development	7%	0%	46%	0%	13%	34%

Capital Expenditure

The interest and depreciation costs relating to capital expenditure are incorporated in the operating costs of each activity.

Economic development capital expenditure projects generally relate to renewals and are funded through rates funded depreciation.

Economic development strategy – activity funding commentary

Activity 3.1.1: Funder - Tourism promotion

The Council funds Positively Wellington Tourism - the city's official visitor marketing agency. It works alongside the accommodation and retail sectors to promote Wellington as a visitor destination.

Community outcome

Positively Wellington Tourism's work contributes to the outcome that "Wellington will be a prime tourist and conference destination, with diverse and changing attractions that fit and highlight Wellington's best features".

Who Benefits?

Identifiable part of the community 100%

The direct beneficiaries of Positively Wellington Tourism's work are the retailers, restaurants, bars, hotels and other businesses located in the downtown area. The marketing and promotional work funded through this activity brings people to the central city, where their spending benefits businesses. While there are some benefits to the community, as tourism benefits the economy and adds to the vibrancy of the inner city, the principal purpose of this activity is to directly assist the downtown business sector. The effects of tourism promotion are cumulative and have positive long-term benefits for the inner-city economy.

Who should pay?

Identifiable part of the community 100%

As the downtown sector benefits directly from this activity, it is appropriate they should pay. This activity is funded from the downtown levy, which is a targeted rate levied on businesses in the downtown area.

Our funding targets: operating expenses

User charges	0%
Other revenue	0%
Targeted rate (Downtown)	100%
General rate	0%
TOTAL	100%

Activity 3.1.2: Funder and provider - Visitor attractions

Through this activity the Council funds attractions and facilities that bring visitors to the city. It includes an ongoing commitment to Te Papa, and a grant to the Carter Observatory located at the top of the Cable Car.

Community outcome

This activity contributes to the outcome that "Wellington will be a prime tourist and conference destination, with diverse and changing attractions that fit and highlight Wellington's best features".

How we approach funding this activity

The overarching purpose of this activity is to have visitor attractions. The principal expenditure under this activity is the funding which the Council provides to Te Papa and the Carter Observatory. Any entry fees that apply to exhibitions at Te Papa reside with them – so the Council does not receive any revenue in relation to this activity.

External attractions

Who Benefits?

<i>Individuals</i>	50%
<i>Whole community</i>	30%
<i>Identifiable parts of the community</i>	20%

The direct beneficiaries are those who visit Te Papa and attend other events funded through this activity.

The community as a whole benefits by having a high-quality visitor experience such as Te Papa available year-round. Major attractions including Te Papa are sources of civic pride. These attractions bring visitors to the city and boost the economy, increasing prosperity for residents. They also play vital roles in Wellington’s vibrant cultural life, contributing to its image as New Zealand’s arts capital.

There are also direct benefits to the businesses located in the downtown area. The attractions funded by this activity bring people into the city, providing custom for hotels, restaurants, retailers and other city businesses. These benefits can be measured through increases in the number of “visitor nights” spent in the city during major events.

Who should pay?

<i>Identifiable parts of the community</i>	70%
<i>Whole community</i>	30%

Though the main beneficiaries of this activity are the individuals who choose to visit Te Papa or the observatory the Council does not believe it is viable or appropriate to charge them directly for these benefits. In the case of Te Papa, entry is free and the Council has no practical way of identifying beneficiaries.

There are strong arguments for the downtown sector to bear a portion of the cost of this activity as they benefit directly from the funding of this activity. The events and attractions bring people and visitors into the city. These people provide business for the retailers, and the wider hospitality sector in the city. The projects funded by this activity make major contributions to the Council’s goal that Wellington will be a prime tourist destination.

Our funding targets: operating expenses

User charges	0%
Other revenue	0%
Targeted rate (Downtown)	70%
General rate	30%
TOTAL	100%



Activity 3.1.3: Funder and provider – Wellington Convention Centre

The Town Hall, Michael Fowler Centre and Events Centre provide Wellington with venues of international quality. The facilities are used for conferences and functions, community events, and entertainment events such as concerts and sports. They are unique in the city, providing larger auditoriums than are available in the private sector.

Who Benefits?

<i>Individuals</i>	55%
<i>Whole community</i>	45%

The main beneficiaries of these facilities are the businesses and other groups who hold conferences, functions, concerts and other events there, and the people who attend those events. These benefits are private and exclusive.

The community as a whole also benefits in several ways. The facilities existence means people have the option of attending events there if they wish. By helping attract events and visitors to the city, the centre contributes to the economy and to Wellington's vibrant cultural life. It provides a venue for major attractions including the New Zealand Symphony Orchestra and New Zealand Festival performances, which might otherwise have difficulty finding homes in Wellington. The Michael Fowler Centre and Town Hall are major city landmarks and focal points, which contribute to civic pride.

The final beneficiary is the accommodation and entertainment sector, which gains business because of the conferences and other events held at the centre.

Who should pay?

<i>Individuals</i>	55%
<i>Whole community</i>	45%

Users contribute to the cost of operating the centre through venue fees, and commissions on sales of tickets, books, beverages and technical supplies.

While the accommodation and entertainment sector also receives a small part of the benefit, the Council's view is that their share of the costs should be borne by general ratepayers. This is because of the benefit to the community as a whole, through an enhanced cultural life and stronger economy.

The Council has no rating mechanism that directly targets the accommodation and entertainment sectors. While consideration has been given to levying businesses in the downtown area to meet a share of the costs, it would mean rating businesses that are not beneficiaries such as retailers. Given the relatively modest benefit to the accommodation and entertainment sectors, introducing a new rate or other charge targeted at these sectors would not be efficient or cost-effective. Furthermore, the centre would be worth operating even if it did not benefit those sectors, and it does not cost any more to run because those sectors benefit. The Council believes the majority of this activity should be funded by users (55 percent) and the remainder being drawn from general rates. 1% non compliance with the User charges funding target is budgeted for the 2009/10 financial year due to one-off consolidation of maintenance costs.

Our funding targets: operating expenses

User charges	55%
Other revenue	0%
Targeted rate	0%
General rate	45%
TOTAL	100%

Activity 3.1.4: Facilitator - suburban and city centres vitality

A number of the Council's activities contribute to the vitality of the city and suburban centres. This activity covers two specifically targeted projects.

The Council manages a rolling programme of improvements on behalf of the proprietors at the Marsden Village in Karori. The Council also provides its car parks free on weekends to attract custom to the inner city. This forms part of a wider retail strategy.

Community outcome

This activity contributes in part to "Wellington's suburban centres offering enhanced services and lifestyle choices" and to the Council's outcome that "the central city will be the premier and most rapidly growing specialty retail, entertainment, service and knowledge centre for the region."

Who Benefits?

<i>Identifiable part of the community</i>	50%
<i>Individuals</i>	50%

The direct beneficiaries of the free weekend parking policy are the people who get to make use of the parks. Their benefit is private and exclusive – two cars obviously cannot use the same park at once.

The other beneficiaries of the free weekend parking policy are the retailers, restaurants and other businesses located in the downtown area. Free parking brings people to the central city, where their spending benefits businesses.

The Marsden Village levy is managed by the Council on behalf of the proprietors and is of direct benefit to them.

Who should pay?

<i>Identifiable part of the community</i>	100%
---	------

The main purpose of this activity is to encourage people into the city by subsidising their car parking. Clearly, this means someone other than the people using the car parks has to pay. Since the other beneficiaries of this policy are downtown businesses, it is appropriate they should bear the cost so long as the free weekend parking policy continues. Free weekend parking is funded from the downtown levy, which is a targeted rate levied on businesses in the downtown area.

Our funding targets: operating expenses

User charges	0%
Other revenue	0%
Targeted rate (Downtown)	100%
General rate	0%
TOTAL	100%

Activity 3.1.5: Funder – Events attraction and support

Through this activity the Council attracts and supports major events in the city. Major events such as the Rugby Sevens and the World of WearableArt show attract visitors and add a spark of vitality to the city. From 2009/10 the Festival of the Arts funding is also incorporated within this activity. The additional spending that these events bring boosts the local economy and is an important part of maintaining Wellington's place as the "events capital".

Community outcome

This activity directly contributes to the Council's long term goal that the city will be more eventful. It also contributes to the community outcome that "Wellington will be a prime tourist and conference destination, with diverse and changing attractions that fit and highlight Wellington's best features".

Who Benefits?

<i>Individuals</i>	50%
<i>Whole community</i>	30%
<i>Identifiable parts of the community</i>	20%

The direct beneficiaries are those who attend the events funded through this activity. These benefits are private and exclusive.

The community as a whole benefits in a number of ways. They have the opportunity to attend high-quality events that arguably wouldn't come without the Council's support. Major events, such as the Rugby Sevens, also contribute to social cohesion – they are an opportunity for people to mix and celebrate together. The events also play vital roles in Wellington's vibrant cultural life, contributing to its image as New Zealand's arts capital.

There are also direct benefits to the businesses located in the downtown area. The events funded by this activity bring people into the city, providing custom for hotels, restaurants, retailers and other city businesses. These benefits can be measured through increases in the number of "visitor nights" spent in the city during major events.

Who should pay?

<i>Identifiable parts of the community</i>	100%
--	------

Though the main beneficiaries of this activity are the individuals who choose to take part in the events, the Council does not believe it is viable or appropriate to charge them directly for these benefits. Council's contribution to the hosting of the events reflects the collective benefit to the wider public, while any private benefit received by people attending shows is reflected in the tickets they purchase to attend.

There are strong arguments for the commercial sector to bear the cost of this activity as they benefit directly from the funding of it. The events bring people and visitors into the city. They also provide an important connection to the world, which is seen as a critical factor in attracting and retaining a highly-skilled creative workforce. The activity is an integral part of the Council’s goal to maximise the economic value from promoting and hosting high profile events. The activity also strongly supports our overall economic strategy of building a strong economy based around an environment that fosters innovation and entrepreneurship. To this end the Council considers it appropriate that the commercial sector pays for the activity.

Our funding targets: operating expenses

User charges	0%
Other revenue	0%
Targeted rate (Commercial)	100%
<u>General rate</u>	<u>0%</u>
TOTAL	100%

Activity 3.2.1: Facilitator - Long-haul airline attraction

The airport and the seaport are important factors in any city’s economy. Ensuring they are readily accessible and connected locally, nationally and globally are central to their continued viability. Given its role in the city the Council can play a useful part in facilitating elements of this.

The Council is supporting an initiative aimed at attracting more long haul airlines to the city. This activity covers the cost of that project.

Community outcome

This activity contributes to the outcome that “Wellington will have an increasing diversity of vibrant, internationally competitive businesses and industries of all sizes and sustainable employment opportunities”.

Who Benefits?

<i>Identifiable part of the community</i>	<i>50%</i>
<i>Community as a whole</i>	<i>50%</i>

The port, the airport and the users of those facilities benefit from Council’s funding of this activity. The purpose of the activity is to facilitate ease of access to these gateways so that the movement of freight and of their customers remains efficient over time.

The community as a whole also benefits from this activity. These major transport gateways are central components of the local economy. The connections they offer to other markets and places are also important to the social fabric of the community.

Who should pay?

<i>Whole community</i>	<i>100%</i>
------------------------	-------------

Though the benefits of this activity are split between the businesses and users of the gateways and the wider community, the Council believes the activity is most appropriately funded from general rates. The main reason for this is that identifying individual beneficiaries and requiring them to pay would be

impractical. It also believes that any of these benefits are outweighed by those to the community as a whole.

Funding the activity from general rates is considered the fairest and most effective way of funding this.

Our funding targets: operating expenses

User charges	0%
Other revenue	0%
Targeted rate	0%
General rate	100%
TOTAL	100%

Activity 3.2.2: Facilitator – Regional and external relations

The Council works to make Wellington’s economy more competitive and innovative by promoting the city’s interests to central government, local authorities, the business community, and to educational providers. We also maintain relationships offshore to promote the region. The activity also covers the cost of our contribution to the Wellington Regional Strategy office.

Community outcome

This activity contributes primarily to the outcome that “Wellington will become a centre of excellence for education and training, and the promotion of entrepreneurship”.

Who Benefits?

<i>Whole community</i>	50%
<i>Identifiable part of the community</i>	50%

The benefits of this activity are split between the community as a whole and institutions that benefit from our efforts. The core aim of this work is to help the city and regional economy grow through innovation. This benefits residents directly by providing jobs, raising incomes, providing a wider range of career choices, and making the city more prosperous. Our work in this activity also benefits some business sectors, such as export education and creative industries, by boosting their profile and helping build the investor base and potential business partnerships in foreign markets.

Though the benefits to the community are immediate and relate to economic well-being, our efforts to improve the city’s prosperity and in particular any partnerships with the training and educational sector have positive, long-term spin-offs both for the economy and social well-being.

Who should pay?

<i>Whole community</i>	100%
------------------------	------

Though the benefits are split between the community and certain sectors, the Council believes this activity is most appropriately funded from general rates. This is because in most situations it would be impractical to identify the individuals or business that benefit directly from our activity. For example, it would not be possible to identify the direct beneficiaries of a sister city relationship or a trade delegation. Furthermore, the Council’s and relationship-building efforts complement the efforts of businesses or institutions themselves. The Council’s contributions can fairly be seen as reflecting the public benefits only.

Our funding targets: operating expenses

User charges	0%
Other revenue	0%
Targeted rate	0%
General rate	100%
TOTAL	100%

Activity 3.2.3: Funder - Grants and creative workforce

The Council maintains four grants pools. This activity covers the grants to community groups and organisations whose projects seek to promote economic wellbeing. The grants process is overseen by a subcommittee of Council.

The core aim of this activity is to attract and retain an increasing diversity of vibrant, internationally competitive people, businesses and industries to Wellington.

Our work includes marketing the city's vision and celebrating success with a creative achievers programme.

Through this activity we also consult with the city's universities and other tertiary providers to develop programmes that support the development of a "creative" workforce.

Community outcome

This activity contributes to overall economic wellbeing. This activity contributes primarily to the outcome that "Wellington will have an increasing diversity of vibrant, internationally competitive businesses and industries of all sizes, and sustainable employment opportunities."

Who Benefits?

<i>Identifiable part of the community</i>	80%
<i>Whole community</i>	20%

The groups and organisations that receive grants clearly benefit from this activity. But the community as a whole also benefits. The grants pool itself is not exclusive - it is open so that anyone has the opportunity to apply. And the projects of the successful applicants will have flow on benefits for the wider community.

The "creative workforce" initiatives primarily benefit the Wellington community by encouraging development of a vibrant economy.

Individuals and employers are also likely to receive benefits as a result of the programme.

Who should pay?

<i>Whole community</i>	100%
------------------------	------

While grants recipients benefit directly from this activity seeking to recoup the cost from them would defeat the purpose of the grants pool. Given this and that there are benefits to the community as a whole, the Council believes the fairest and most effective way to fund it is from general rates.

Although there is some benefit to individuals, the principal benefit is to the community. The creative workforce programme contributes strongly to the Council's "Creative Wellington – Innovation Capital" vision and our strategic priority of attracting talented and innovative people to the city. Identifying the individual beneficiaries and the level of benefit they receive is not practicable. Furthermore, if it were practicable charging people who benefit from the activity would tend to defeat its purpose by discouraging people from taking part.

For these reasons, the Council believes the fairest and most effective way of meeting the costs of this activity is through general rates.

Our funding targets: operating expenses

User charges	0%
Other revenue	0%
Targeted rate	0%
<u>General rate</u>	<u>100%</u>
TOTAL	100%

Activity 3.4.1: Facilitator – Information communication technology infrastructure

The Council's aim is that Wellington will be connected locally, nationally and globally by offering world class accessibility and linkages, which includes high-capacity broadband. The Council is developing its strategy to achieve this. As such, no projects or costs are directly associated with the activity.

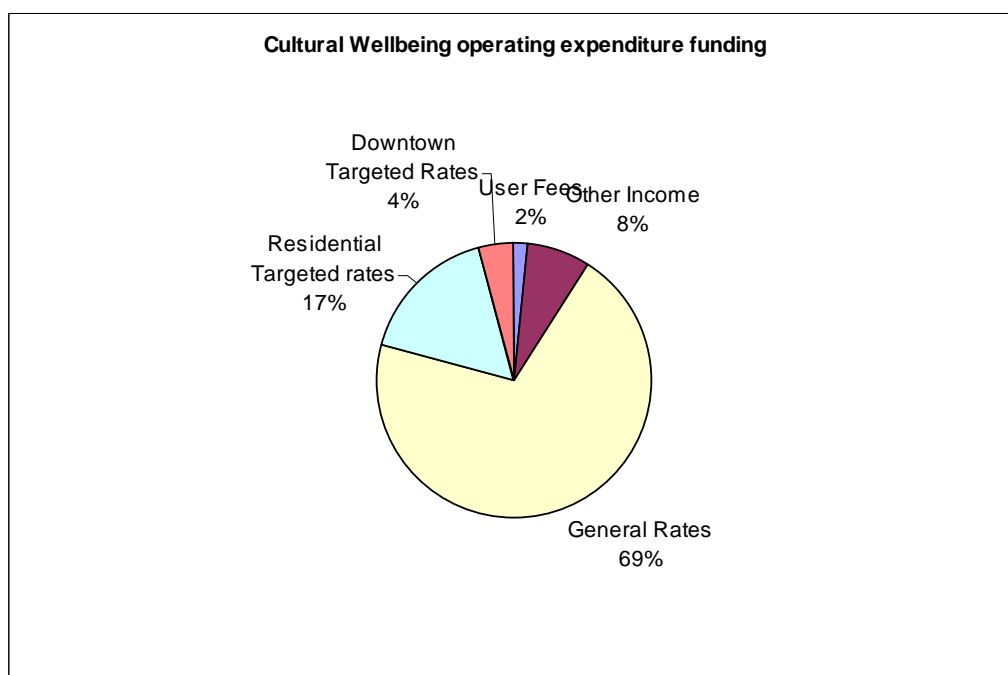
iv) Cultural Well-being Strategy

Shaping Wellington's unique identity

The Council supports a wide range of cultural and artistic activity in Wellington. The aim is to foster a lively and creative city that offers rich and varied cultural experiences to residents and visitors. We fund galleries, museums, arts organisations, and art and sculpture in public spaces. We also provide grants to community programmes that foster diversity and encourage people to participate in the arts.

Operating activities

The funding sources for this strategy are illustrated in the graph below.



Activity Component	User Fees	Other Income	General Rates	Targeted Rates		
				Residential	Commercial	Down town/ Other
4.1.1 City galleries and museums	0%	0%	75%	0%	0%	25%
4.2.1 City Archives	10%	0%	90%	0%	0%	0%
4.3.1 Arts and cultural festivals	0%	20%	80%	0%	0%	0%
4.3.2 Cultural grants	0%	0%	0%	100%	0%	0%
4.3.3 Access and support for community arts	0%	0%	100%	0%	0%	0%
4.4.2 Arts partnerships (professional)	0%	25%	75%	0%	0%	0%
Total Cultural Wellbeing	2%	8%	70%	17%	0%	4%

Capital Expenditure

The interest and depreciation costs relating to capital expenditure are incorporated in the operating costs of each activity.

Cultural wellbeing capital expenditure projects are funded through a combination of rates funded depreciation and borrowings.

Cultural well-being strategy – activity commentary

Activity 4.1.1: Funder - Galleries and museums

The Council is the main funder of the Wellington Museums Trust, which operates the Museum of Wellington City and Sea, the City Gallery, Capital E, the Wellington Cable Car Museum and the Colonial Cottage Museum.

Community outcome

Our support for the Trust contributes to a number of outcomes. It contributes to “Wellington having venues that suit a range of events and reflect the needs of the city” and to the goal that “Wellington will be recognised as New Zealand’s arts and cultural capital, encouraging visual and performing arts.”

Who Benefits?

<i>Individuals</i>	70%
<i>Identifiable part of the community</i>	15%
<i>Whole community</i>	15%

The individuals who attend the exhibitions and shows at the galleries and museums clearly benefit from their attendance.

The various venues are also important attractions for visitors and residents alike. The location of these draws people into the downtown area and boosts local businesses, particularly those in the tourism, hospitality and retail sectors.

The museums and galleries funded by this activity also benefit the whole community in many ways. They help make the city vibrant and interesting, preserve its heritage, form a vital part of Wellington’s image as a creative city, and are a source of civic pride. The exhibitions run by the galleries and museums also foster community identity. These benefits are felt even by people who choose not to visit the facilities.

Who should pay?

<i>Whole community</i>	75%
<i>Downtown sector</i>	25%

The Council funds the museums and galleries to encourage greater participation in the arts and because it believes that high quality cultural amenities add to a vibrant city life.

While there are clearly direct benefits to people who choose to visit the galleries and museums, the Council believes these are outweighed by the overall community benefit and the benefits that flow to the businesses in the downtown sector.

Our funding targets: operating expenses

User charges	0%
Other revenue	0%
Targeted rate (Downtown)	25%
General rate	75%
TOTAL	100%

Activity 4.2.1: Provider - City Archives

This activity covers the operations of and community access to the City Archives.

Community outcome

This activity primarily contributes to the outcome of “Wellingtonians celebrating their unique cultural identity”.

Who Benefits?

<i>Whole community</i>	50%
<i>Individuals</i>	50%

The whole community benefits from this activity. Maintaining the City Archives collection for posterity and ensuring that it can be easily accessed is an important community service. The City Archives contribute to our understanding of the past and to forging a strong local community – it contributes to our sense of place.

Individuals who choose to use the City Archives can be seen to benefit directly from their access to the collection. The collection is used for private study and for research. Staff provide assistance with searches and with photocopying and with copying of archived photographs.

Who should pay?

<i>Individual</i>	10%
<i>Whole community</i>	90%

Although the individuals that access the collection receive benefits from this activity, the Council believes that preserving aspects of the city’s past are of significant benefit to the community as a whole.

Nevertheless it is considered appropriate that individual users should bear a small cost for any staff research and associated copying costs that they may generate.

The user charges for these services are broadly in line with those charged by the Alexander Turnbull Library and Archives New Zealand.

Our funding targets: operating expenses

User charges	10%
Other revenue	0%
Targeted rate	0%
<u>General rate</u>	<u>90%</u>
TOTAL	100%

Activity 4.3.1: Funder and provider - Arts and cultural festivals

The Council runs and supports artistic and cultural events that encourage Wellingtonians to get out and enjoy themselves. These include Summer City, the Sky Show, the Diwali festival and more than 70 other events, all of which are provided free to the public.

We aim to use the Civic Square as the stage for a large number of these events. As the civic and cultural heart of the city the Square offers a safe and accessible venue.

Community outcome

By supporting and hosting events we contribute to “Wellingtonians celebrating their unique cultural identity” and to “the venues that suit a range of events and reflect the needs of the city.”

Who Benefits?

Whole community

100%

While the people attending these events obviously benefit from the enjoyment they receive, the events are generally run outdoors in public areas making it impossible to identify individual beneficiaries. The benefits, in any case, are not exclusive.

There are generally no limits on the number of people who attend these events and, as the intention is to encourage participation, it would not be appropriate or acceptable to charge for entry.

The principal benefits are to the community as a whole. These events bring people together, encouraging community identity and cohesion. They help build a sense of pride in the city and add to Wellington’s reputation as an “events capital”. Many events attract people to the city centre, bringing economic benefits.

Who should pay?

Whole community

100%

Since this activity benefits the community as a whole, the fairest and most effective way to fund it is from general rates.

The Council receives significant sponsorship for this activity from organisations such as the New Zealand Community Trust.

This activity will include two new events from 2009/10. These are the Wellington Waterfront Limited events and the Pacifica festival. As these extra expenses were previously 100% rates funded these events have lowered the other revenue funding percentage by 5%

Our funding targets: operating expenses

User charges	0%
Other revenue	20%
Targeted rate	0%
General rate	80%
TOTAL	100%

Activity 4.3.2: Funder - Cultural grants

The Council maintains a cultural grants pool to allow community organisations access to funding.

Community outcome

These grants help us achieve the outcome that “Wellington will be a dynamic and multicultural city that respects and celebrates cultural diversity”.

Who Benefits?

<i>Individuals and identifiable part of the community</i>	50%
<i>Whole community</i>	50%

The direct beneficiaries of this activity are the individuals and groups who receive funding. The grants provide them with opportunities for artistic and cultural expression. This activity gives individuals the opportunity to participate, even though they may choose not to. Though these benefits are private, they are not exclusive – all residents are able to apply for funding.

Funding cultural initiatives also benefits all city residents by making the city a more vibrant place, enhancing community identity, and contributing to the city’s reputation as New Zealand’s arts and culture capital.

Who should pay?

<i>Whole community</i>	100%
------------------------	------

The purpose of this activity is to add to the mix of cultural events in the city and to encourage participation. Clearly, this means that someone other than the grant recipients has to pay. This activity has no benefit, economic or otherwise, to the commercial sector. Funding is directed to residents, and as such, the Council believes it is appropriate to fund the cost of this activity from rates targeted to the residential sector.

The people and groups who receive funding also contribute their own resources to initiatives that benefit the city’s cultural and social well-being.

Our funding targets: operating expenses

User charges	0%
Other revenue	0%
Targeted rate (Residential)	100%
General rate	0%
TOTAL	100%

Activity 4.3.3: Funder - Access and support for community art

This activity covers the wide range of community arts programmes that the Council runs every year. It also covers a subsidy for non-profit community groups using the Wellington Convention Centre. This ensures the venue is open to a wide range of organisations.

Note that the Convention Centre itself operates under Activity 3.1.3.

Community outcome

Support for the art programme contributes to the outcome that “Wellington will be a dynamic and multicultural city that respects and celebrates cultural diversity”. The provision of the subsidy ensures that there is access to a “venue that suits a range of events and reflects the needs of the city”.

Who Benefits?

<i>Whole community</i>	50%
<i>Individuals</i>	50%

Both the individuals that take part in the arts programmes and the non-profit groups that make use of the venue subsidy directly benefit from this activity. But the activity also benefits the community as a whole. The arts programmes are open events and the groups who are supported by the subsidy help make the city a vibrant place and foster cultural identity.

Who should pay?

Whole community 100%

The purpose of this activity is to promote tolerance and, celebrate through the arts, people’s differences to create a sense of belonging. The provision of the community arts programme eliminates cost as a barrier as does the venue subsidy. Clearly, the cost of this support has to be met elsewhere. The Council believes the cost is most appropriately funded from general rates.

Our funding targets: operating expenses

User charges	0%
Other revenue	0%
Targeted rate	0%
<u>General rate</u>	<u>100%</u>
TOTAL	100%

Activity 4.4.1: Funder - The New Zealand International Arts Festival

The Council provides ongoing funding for the New Zealand International Arts Festival. Held every two years, the festival brings international acts to Wellington and provides entertainment to city residents and a large number of visitors.

Community outcome

Our support for the Festival contributes to the outcome that “Wellington will be recognised as New Zealand’s arts and cultural capital, encouraging visual and performing arts”.

Who Benefits?

Identifiable part of the community 60%
Whole community 30%
Individuals 10%

The Festival is a major event which brings significant numbers of people to the city. This, along with the fact that it attracts Wellingtonians into the central city in large numbers, enhances the local economy and is of considerable benefit to the local businesses, particularly in the tourism, hospitality and retail sectors.

The wider community also benefits from the Festival. It helps make the city a vibrant place, and plays an important part in the city’s identity as New Zealand’s arts and culture capital. It also provides residents with opportunities to see major national and international acts.

Those individuals who perform and attend shows at the Festival clearly benefit from their participation.

Who should pay?

Identifiable part of the community 100%

While the Festival benefits the wider community, the Council funds it principally as an economic development initiative. The Festival contributes both to cultural and economic well-being. It should also be noted that, the Council's contribution to the Festival reflects the collective benefit to businesses and the wider public, while any private benefit received by people attending Festival shows is reflected in the tickets they purchase to attend.

Our funding targets: operating expenses

From 2009/10 the funding for this activity is incorporated in the Events Attraction & Support Activity. Refer to activity 3.1.5.

Activity 4.4.2: Facilitator - Arts partnerships

The Council maintains a number of partnerships with artistic organisations that call Wellington home. We provide subsidised rehearsal space for the NZ Symphony Orchestra and are paying the interest on a loan that helped the St James Theatre Trust upgrade its flying system. We also provide grants to other organisations.

The Council also houses a number of independent artists at the Wellington Arts Centre, which is covered by this activity.

Community outcome

Our support for this activity contributes to the outcome that "Wellington will be recognised as New Zealand's arts and cultural capital, encouraging visual and performing arts".

Who Benefits?

<i>Identifiable part of the community</i>	60%
<i>Whole community</i>	30%
<i>Downtown sector</i>	10%

The artists and organisations are clearly direct beneficiary of these partnerships. These benefits are private and exclusive to the extent that the Council's support cannot be transferred.

The community also benefits from this activity in many ways. Through our support we help ensure these organisations remain viable and based in Wellington. In the example of the orchestra this means the city is home to one of the nation's foremost arts institutions, which contributes to Wellington's vibrancy and its image as a creative city. It also means residents have the option of attending concerts on a regular basis, and have far greater access to top-class music than would otherwise be the case.

These partnerships add to the city's exceptional range of artistic and cultural amenities that cater to all tastes, which in turn add to an environment that fosters a vibrant city life and boosts the local economy.

Who should pay?

<i>Whole community</i>	75%
<i>Individuals</i>	25%

The overall aim of this activity is to encourage greater engagement and participation in the arts. By supporting these organisations and artists we are ensuring that their work continues and can be experienced by residents and visitors. The Council believes that the majority of the cost is most appropriately funded from general rates.

It is also considered appropriate that those artists that are housed at the Arts Centre should make a contribution to the cost of the space that they have exclusive use over.

Our funding targets: operating expenses

User charges	0%
Other revenue	25%
Targeted rate	0%
<u>General rate</u>	<u>75%</u>
TOTAL	100%

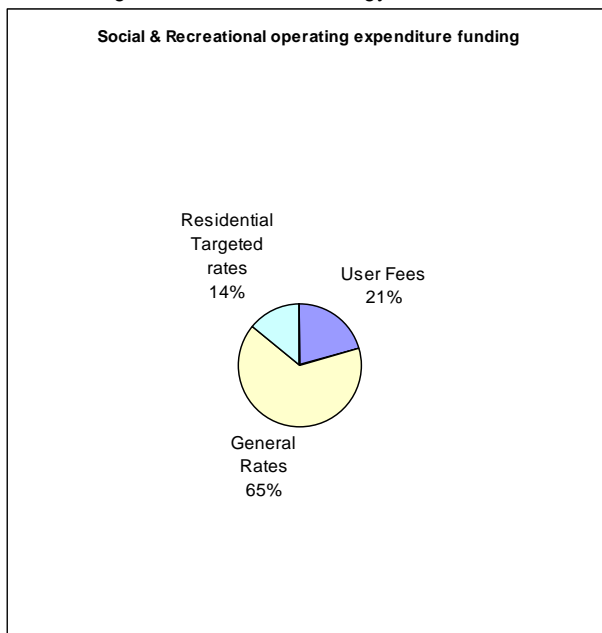
v) Social and Recreation Strategy

Building strong, safe and healthy communities for a better quality of life

A city is only as strong as its people. Wellington is built on strong communities. It's a safe city where people have plenty of opportunities to fulfil their potential and engage with each other. As the city's biggest provider of recreation facilities and social housing, we aim to promote healthy lifestyles and build strong communities.

Operating activities

The funding sources for this strategy are illustrated in the graph below.



Activity Component	User Fees	Other Income	General Rates	Targeted Rates		
				Residential	Commercial	Down town/ Othe
5.1.1 Libraries network	10%	0%	90%	0%	0%	0%
5.2.1 Recreation partnerships	0%	0%	0%	100%	0%	0%
5.2.2 Access support	0%	0%	100%	0%	0%	0%
5.2.3 Recreation programmes	5%	0%	95%	0%	0%	0%
5.3.1 Swimming pools	40%	0%	60%	0%	0%	0%
5.3.2 Sports fields	10%	0%	90%	0%	0%	0%
5.3.3 Synthetic turf sportsfields	40%	0%	60%	0%	0%	0%
5.3.4 Recreation centres	25%	0%	75%	0%	0%	0%
5.3.5 Playgrounds	0%	0%	100%	0%	0%	0%
5.3.6 Marinas	100%	0%	0%	0%	0%	0%
5.4.1 Burials and cremations	50%	0%	50%	0%	0%	0%
5.4.2 Public toilets	0%	0%	100%	0%	0%	0%
5.4.3 Public health regulations (food/dogs)	50%	0%	50%	0%	0%	0%
5.4.4 City safety	0%	0%	100%	0%	0%	0%
5.4.5 Wellington emergency management office	5%	0%	95%	0%	0%	0%
5.5.1 Community housing	100%	0%	0%	0%	0%	0%
5.6.1 Implementation of the homelessness strategy	0%	0%	100%	0%	0%	0%
5.6.2 Community advocacy	0%	0%	0%	100%	0%	0%
5.6.3 Social and recreational grants	0%	0%	100%	0%	0%	0%
5.6.4 Community centres and halls	2%	0%	0%	98%	0%	0%
5.6.5 Community ICT access	0%	0%	100%	0%	0%	0%
Total Social & Recreational	21%	0%	65%	14%	0%	0%

Capital Expenditure

The interest and depreciation costs relating to capital expenditure are incorporated in the operating costs of each activity.

Social and recreation capital expenditure projects are funded through a combination of Grants/subsidies, rates funded depreciation and borrowings.

Social and recreation strategy – activity commentary

Activity 5.1.1: Libraries network

The Council provides a network of libraries including the Central Library, branch libraries, and a highly-popular website.

Community outcome

This activity contributes in part to the following community outcomes: “information required by citizens and groups will be easily accessible to enable participation in the community”, “Wellington will have venues that suit a range of events and reflect the needs of the city”, “Wellingtonians will celebrate their unique cultural identity” and “opportunities for active and passive recreation in Wellington will be diverse, safe, affordable, accessible and attractive”.

Who Benefits?

<i>Individuals</i>	80%
<i>Whole community</i>	20%

Libraries mainly benefit the people who use them. These people gain free or low-cost access to books, videos, magazines, music and other items. The breadth of the network means that the services it provides are easily accessed by those opting to use it. They use these services for recreation or business and to enhance their knowledge and overall well-being.

We monitor the use of libraries. Our indicators suggest that the vast majority of use is for recreational and personal use while up to 30 percent is in part used for business purposes.

The libraries also provide significant benefits to the community as a whole. By providing access to information, the libraries enhance the overall levels of skill and knowledge in the city, providing economic and social benefits. They act as important community centres. And they host events and outreach services that bring people together, as well as information for immigrants and information about local communities and their history.

The library network adds to residents' quality of life. The vast majority of Wellingtonians are library members or users - even those who are not regular users generally like to have the option of using library services. The branch libraries draw people in to suburban centres bringing vitality to those areas and added custom to local businesses. The Central Library is a significant city landmark which contributes to civic pride.

Who should pay?

<i>Whole community</i>	90%
<i>Individuals</i>	10%

While individuals receive many of the direct benefits, the Council believes it is appropriate that most of the cost of running libraries should be met by the wider community. Some user charges will apply for some 'added' services and through penalty fines for late returns.

The community benefits as a whole and the widespread community support for the facilities justifies a significant ratepayer contribution. Libraries are among the most popular of Council services and there is

strong support for them to be free at the point of use. The libraries are significant public facilities that are not in direct competition with the private sector.

It would not be desirable to raise fees to levels that discouraged people from using the library services or provided barriers to people on low incomes. It would not be desirable or acceptable to impose user charges for entry to the libraries or basic book lending services.

Fees are imposed on services that are provided in addition to the core services of the library. For instance modest fees apply for the rental of videos. Penalty fees also apply to the late return of items.

Since the vast majority of residents are also library users, the application of a uniform targeted rate is considered an effective way of funding the portion of the service that is known to be used by residents.

As it is not possible to distinguish a direct beneficiary of the remaining portion of users, it is considered fair and efficient that a significant portion of the library service be paid for by the whole community.

Our funding targets: operating expenses

User charges	10%
Other revenue	0%
Targeted rate	0%
<u>General rate</u>	<u>90%</u>
TOTAL	100%

Activity 5.2.1: Facilitator - Recreation partnerships

The Council maintains relationships with a number of groups that seek to provide publicly accessible facilities that contribute to both passive and active recreation.

Community outcome

Our recreation partnerships contribute to the outcome that “Wellington’s communities will have ready access to multi-use indoor and outdoor facilities and spaces”.

Who Benefits?

<i>Individuals</i>	<i>80%</i>
<i>Whole community</i>	<i>20%</i>

The organisations we fund and the people that take part in their programmes also receive direct benefits.

Through the development of recreational partnerships, the Council aims to promote the benefits of sport and recreation to Wellingtonians. This has benefits for residents’ overall levels of health and fitness, which in turn helps economic and social well-being. In addition, by supporting recreation partners, the city receives the economic benefits from having sport and recreation organisations located here.

Who should pay?

<i>Whole community</i>	<i>100%</i>
------------------------	-------------

While the individuals who choose to access these facilities receive some benefits, the Council believes it is appropriate for the residential sector to bear the costs of our recreation partnerships.

The Council is just one source of funding for its recreation partners. The Council's contribution represents the public benefits to Wellington residents while the other funding sources represent the private benefits to participants and other organisations.

In this context the benefits to the community clearly outweigh the benefits to individuals. These benefits include healthier lifestyle and overall additions to social wellbeing.

Our funding targets: operating expenses

User charges	0%
Other revenue	0%
Targeted rate (Residential)	100%
<u>General rate</u>	<u>0%</u>
TOTAL	100%

Activity 5.2.2: Funder - Access support

The Council offers discounted access to recreation facilities for holders of our Passport to Leisure card, which is issued free to all residents on low incomes.

Community outcome

Funding the Passport to Leisure programme primarily contributes to the outcome that “opportunities for active and passive recreation are diverse, safe, affordable, accessible and attractive”.

Who Benefits?

<i>Individuals</i>	75%
<i>Whole community</i>	25%

The Passport to Leisure programme benefits individual participants by giving them affordable access to recreation and leisure opportunities. The programme helps boost participants' health, fitness and overall well-being.

The programme also benefits the wider community by encouraging healthy lifestyles, which enhances social and economic well-being. It adds to social cohesion by reducing barriers to people on low incomes.

Who should pay?

<i>Whole community</i>	100%
------------------------	------

While the programme mainly benefits individuals the Council believes it is appropriate for the whole community to share the costs.

The programme is aimed at increasing access to recreation and leisure for people on low incomes, by making facilities available at reduced cost. Clearly, this means someone else has to pay. The benefits to all wider community justify the costs being drawn from the general rate.

This programme makes a significant contribution to the Council's goal that Wellington residents will be more actively engaged in their communities, and in recreation and leisure activities.

Our funding targets: operating expenses

User charges	0%
Other revenue	0%
Targeted rate	0%
General rate	100%
TOTAL	100%

Activity 5.2.3: Recreation programmes

The Council organises programmes to encourage people into leisure activities. These include organised walks and recreation programmes such as KiwiTri and Artsplash aimed at children. This activity covers the cost of providing those.

Community outcome

This activity primarily contributes to the outcome that “Wellingtonians will enjoy recreation and be amongst the most active in New Zealand”.

Who Benefits?

<i>Individuals</i>	50%
<i>Whole community</i>	50%

The Council’s recreation programmes benefit the individuals who take part by providing them with access to recreation and leisure opportunities. The programmes not only promote health but can also boost participants’ overall sense of well-being.

The recreation programmes also benefit the community as a whole. They not only encourage recreation and healthy lifestyles but also operate as community events, helping bring people together. The programmes are targeted at people who may have difficulty organising their own recreation activities.

Who should pay?

<i>Whole community</i>	95%
<i>User</i>	5%

While individuals receive significant direct benefits, the Council believes it is appropriate for the community as a whole to bear the costs of running these programmes.

The benefits to the community as a whole justify ratepayer funding and it would not be desirable to impose fees as that may discourage participation and provide barriers to people on low incomes taking part.

Sponsorship funding for the Push Play programme has been discontinued from 2009/10, resulting in the ceasing of the programme. As this was the major funding source for this activity, this has lowered the non-rates funding proportion from 25%, and we reflect this in our overall funding target.

Our funding targets: operating expenses

User charges	5%
Other revenue	0%

Targeted rate	0%
General rate	95%
TOTAL	100%

Activity 5.3.1: Swimming pools

This activity covers the cost of providing the Council's seven swimming pools: Wellington Regional Aquatic Centre (Kilbirnie); Freyberg Pool (Oriental Bay); Karori Pool; Thorndon Pool; Khandallah Pool; Keith Spry Pool (Johnsonville); and Tawa Pool.

Community outcome

The provision of swimming pools primarily contributes to the outcomes that "opportunities for active and passive recreation are diverse, safe, affordable, accessible and attractive" and that "Wellington's communities will have ready access to multi-use indoor and outdoor facilities and spaces".

Who Benefits?

<i>Individuals</i>	80%
<i>Whole community</i>	20%

Our swimming pools mainly benefit the people who use them. These people gain access to high-quality facilities for recreation, fitness and relaxation. The benefits are private and exclusive. It is appropriate and acceptable to charge people to use the pools.

However, there are also benefits to the community as a whole. By providing recreation facilities, the pools help increase the overall levels of residents' health, providing economic and social benefits. Pools provide important community focal points as well as health and recreation programmes that bring people together.

Most people regard the pools as important facilities and are prepared to contribute to the costs through their rates. Many people also like to have the option of using the pools even if they do not choose to do so.

Who should pay?

<i>Whole community</i>	60%
<i>Individuals</i>	40%

While individuals receive the direct benefits, the Council believes it is appropriate for the community as a whole to bear half of the costs of running the city's swimming pools.

The benefits to the community as a whole and the widespread community support for the facilities justify a significant ratepayer contribution. Though there are other pools in the city, the Council-operated ones are unique for the size and scale of their operations; they are not in direct competition with the private sector and can legitimately be seen as public facilities.

It would not be desirable to raise fees to levels that discouraged people from using them or provided barriers to people on low incomes.

The temporary closure of the Wellington Regional Aquatic Centre (WRAC) for maintenance has caused the budget for this activity to be temporarily non-compliant with the policy target in the 2009/10 financial year.

Our funding targets: operating expenses

User charges	40%
Other revenue	0%
Targeted rate	0%
General rate	60%
TOTAL	100%

Activity 5.3.2: Provider - Sports fields

This activity covers the costs of providing the city's sports fields, excluding their turf and artificial surfaces. These provide year-round venues for recreation and competitive sport for people of all ages.

Community outcome

The provision of sports fields primarily contributes to the outcomes that "opportunities for active and passive recreation are diverse, safe, affordable, accessible and attractive" and that "Wellington's communities will have ready access to multi-use indoor and outdoor facilities and spaces".

Who Benefits?

<i>Individuals</i>	30%
<i>Identifiable part of the community</i>	30%
<i>Whole community</i>	40%

The city's sports fields provide significant benefits for private individuals and sports clubs. For individuals, they provide facilities for recreation, fitness and relaxation. These benefits are private and partially exclusive. While the fields are booked out at certain times for organised sports such as club football, they are also often available for members of the public to use for informal recreation.

The Council estimates individual people receive about 30 percent of the benefits from sports fields and sports clubs receive about the same benefit.

The sports fields also benefit the community as a whole. By providing recreation facilities they help increase the overall levels of residents' health, providing economic and social benefits. They also provide important community focal points. Most people recognise them as important facilities and are prepared to contribute to the costs through their rates.

Who should pay?

<i>Whole community</i>	90%
<i>Individuals</i>	10%

While individuals receive significant direct benefits, the Council believes it is appropriate for the community as a whole to bear most of the costs of operating the city's sports fields.

The benefit to the community as a whole and the widespread community support for the facilities justifies a ratepayer contribution. The Council-operated sports fields are not in competition with private sector providers and can legitimately be seen as public facilities.

It is not always possible or desirable to identify individual users. While sports clubs who book sports fields can be identified and are charged, many other people use the fields informally and cannot be charged. It would not be desirable to raise fees to levels that discouraged organised sports. Nor would it be desirable to raise fees to levels that provided barriers to people on low incomes taking part in organised sports.

Our funding targets: operating expenses

User charges	10%
Other revenue	0%
Targeted rate	0%
<u>General rate</u>	<u>90%</u>
TOTAL	100%

Activity 5.3.3: Provider – Synthetic turf sports fields

This activity covers the costs of providing the city’s synthetic turf sports fields, including their artificial surfaces. These provide year-round venues for recreation and competitive sport for people of all ages.

Community outcome

The provision of synthetic turf sports fields primarily contributes to the outcomes that “opportunities for active and passive recreation are diverse, safe, affordable, accessible and attractive” and that “Wellington’s communities will have ready access to multi-use indoor and outdoor facilities and spaces”.

Who Benefits?

<i>Individuals</i>	40%
<i>Identifiable part of the community</i>	40%
<i>Whole community</i>	20%

Synthetic turf sports fields provide significant benefits for private individuals and sports clubs. For individuals, they provide facilities for recreation, fitness and relaxation. These benefits are private and mainly exclusive. It is appropriate to charge people to use the facilities.

Council officers estimate individuals receive about 40% of the benefits from the synthetic turf sports fields and sports clubs receive 40%.

There are also benefits to the community as a whole from our provision of synthetic turf sports fields. These facilities help increase overall levels of residents’ health, providing economic and social benefits. They also provide community focal points and recreation programmes that bring people together.

Who should pay?

<i>Whole community</i>	60%
<i>Individuals</i>	40%

While it is individuals and sports clubs that receive most of the benefits, it is appropriate for the community as a whole to bear some of the costs of operating the city’s synthetic turf sports fields.

A synthetic turf sports field’s weekly hourly usage is only restricted by demand and resource consent limitations regarding the hours of use of flood lighting. This is in contrast to a conventional pitch which has a limited number of recommended hours of use (5-6hrs for soil with drainage, 10-12hrs for sand carpet) in

order to allow the pitch to recover. Synthetic turf also provides a higher level of service due to all weather accessibility and consistent playing performance.

Non-compliance of 5% of the funding target is budgeted in 2009/10 as the first operational synthetic sports field in Nairnville Park is a ¾ sized pitch with the fields in the future programme being full size pitches.

Our funding targets: operating expenses

User charges	40%
Other revenue	0%
Targeted rate	0%
General rate	60%
TOTAL	100%

Activity 5.3.4: Provider - Recreation centres

This activity covers the costs of providing the Council recreation centres in Karori, Newlands (Newlands College), Kilbirnie and Khandallah (Nairnville), and Tawa. These multi-purpose centres provide a range of recreational opportunities while also helping build a sense of community.

In the coming years we will commence work on a 12 court indoor community sports centre at Cobham Drive Park.

Community outcome

The provision of recreation centres primarily contributes to the outcomes that “opportunities for active and passive recreation are diverse, safe, affordable, accessible and attractive” and that “Wellington’s communities will have ready access to multi-use indoor and outdoor facilities and spaces”.

Who Benefits?

<i>Individuals</i>	80%
<i>Whole community</i>	20%

Our recreation centres mainly benefit the people who use them. These people gain access to high-quality facilities for sports, recreation and fitness. These benefits are private and exclusive. It is appropriate and acceptable to charge people to use the centres.

However, there are also benefits to the community as a whole from our provision of recreation centres. These facilities help increase overall levels of residents’ health, providing economic and social benefits. Recreation centres also provide community focal points and recreation programmes that bring people together.

Who should pay?

<i>Whole community</i>	75%
<i>Individuals</i>	25%

While individuals receive most of the benefits, the Council believes it is appropriate for the community as a whole to bear most of the costs of running the city’s recreation centres.

The benefit to the community and the significant role these centres play in their local areas justifies a significant ratepayer contribution. The accumulated health benefits to the community as a whole from

organised and recreational physical activities at their centres also suggests the whole community should bear the majority of the cost.

In addition, it would not be desirable to raise fees to levels that discouraged people from using the centres or provided barriers to people on low incomes. Ability to pay issues limits the opportunity to recover the cost of this activity through user charges. Accordingly, the Council's target is to fund 30 percent of the cost of this activity through user charges. The Activity is forecast to be temporarily non-compliant with the user charges funding target due to the interest cost associated with the Indoor Community Sports Centre until this facility is opened and can recover its target portion of these costs.

Recreation centres make a significant contribution to our goal that Wellington will offer excellent access to a sound social infrastructure that supports high levels of social cohesion.

Our funding targets: operating expenses

User charges	25%
Other revenue	0%
Targeted rate	0%
General rate	75%
TOTAL	100%

Activity 5.3.5: Provider - Playgrounds

The Council provides more than 100 neighbourhood playgrounds across the city to give families a safer place to play near home. This activity covers the cost of providing those.

Community outcome

The provision of playgrounds primarily contributes to the outcomes that "opportunities for active and passive recreation are diverse, safe, affordable, accessible and attractive" and that "Wellington's communities will have ready access to multi-use indoor and outdoor facilities and spaces".

Who Benefits?

<i>Individuals</i>	80%
<i>Whole community</i>	20%

The city's playgrounds provide safe, entertaining places for children to play. The benefits to the children and their families are significant. These benefits are private but not exclusive. It would not be desirable or acceptable to charge people for using playgrounds. The Council's playgrounds policy states that access to playgrounds is a basic right of all children.

The playgrounds also benefit the community as a whole. Playgrounds not only encourage recreation and healthy lifestyles but are also important community focal points. Most people recognise them as important facilities and are prepared to contribute to the costs through their rates.

Who should pay?

<i>Whole community</i>	100%
------------------------	------

While individuals receive significant direct benefits, the Council believes it is appropriate for the community as a whole to bear the costs of running the city's playgrounds.

Even if the individual beneficiaries could be identified it would not be desirable or acceptable to charge them. The Council believes access to playgrounds is a fundamental right for children.

The benefits to the community as a whole and the widespread community support for the playgrounds justifies ratepayer funding. The Council believes the vast majority of ratepayers would strongly support ratepayer funding of this activity. The playgrounds are public facilities and are not in competition with private sector providers.

Playgrounds make a significant contribution to our goal that Wellington will offer excellent access to a sound social infrastructure that supports high levels of social cohesion.

Our funding targets: operating expenses

User charges	0%
Other revenue	0%
Targeted rate	0%
General rate	100%
TOTAL	100%

Activity 5.3.6: Provider - Marinas

The Council owns two marinas at Evans Bay and Clyde Quay. These provide private storage facilities for boat owners as well as supporting the recreational activities of a large number of boat owners. This activity covers the cost of providing these.

Community outcome

The provision of recreation centres primarily contributes to the outcomes that “opportunities for active and passive recreation are diverse, safe, affordable, accessible and attractive” and that “Wellington’s communities will have ready access to multi-use indoor and outdoor facilities and spaces”.

Who Benefits?

Individuals 100%

The marinas benefit the people who use them by providing boat sheds for safe storage, moorings and access by marina piers. These benefits are private and exclusive and it is appropriate and acceptable to charge for this service.

Who should pay?

Individuals 100%

As identifiable individuals receive private benefits from this activity, it is appropriate for them to meet the costs. The benefits accrue to a narrow sector of the community who use these facilities and the user charges are set at appropriate market rates.

Our funding targets: operating expenses

User charges	100%
--------------	------

Other revenue	0%
Targeted rate	0%
General rate	0%
TOTAL	100%

Activity 5.4.1: Burials and crematorium services

We operate the crematorium and cemetery at Karori and the cemetery at Makara.

Community outcome

The cemeteries provide sensitive and respectful bereavement services catering for a wide range of communities and beliefs. Cemetery and crematorium services also fulfil an important public health function.

Who Benefits?

<i>Whole community</i>	50%
<i>Identifiable part of the community</i>	50%

The cemeteries provide families of the deceased with access to appropriate burial or cremation facilities, allowing them to farewell their loved ones with dignity.

They also have significant benefits to the community as a whole. These include the public health benefits of ensuring burials and cremations are conducted appropriately, the contribution made by the cemeteries to the city's heritage, the social benefits of ensuring a wide range of religious and cultural needs are catered for, and the provision of park-like surroundings that benefit not only families of the deceased but also all members of the community. Members of the public expect cemeteries to be properly maintained and accessible to all.

The provision of these services can also be seen to benefit funeral homes and other private businesses in this field.

Who should pay?

<i>Whole community</i>	50%
<i>Identifiable part of the community</i>	50%

Since the benefits of this activity are split between individuals and the community as a whole, it is appropriate for the costs to also be split.

It should be noted that historically we have been able to recover less than 50 percent of the cost of this activity through user charges. Recent efforts to improve this rate of cost recovery have resulted in some improvements; however due to price elasticity we anticipate that on occasions we will not meet this target. The remaining costs are appropriately met through general rates.

Our funding targets: operating expenses

User charges	50%
Other revenue	0%
Targeted rate	0%
General rate	50%
TOTAL	100%

Activity 5.4.2: Provider - Public toilets

We own and maintain around 100 public toilets throughout the city, located at public places such as parks, playgrounds, sports fields, and shopping centres and in the central business district. This activity includes ensuring they are kept clean and fit for public use.

Community outcome

These facilities contribute in part to the outcome “Wellingtonians will be healthy and experience a high quality of life”.

Who Benefits?

<i>Whole community</i>	60%
<i>Individuals</i>	40%

Council-owned public toilets clearly benefit people who use them. Their provision also benefits everyone who lives and works in the city, by protecting people in public places from the health hazards that would arise if there were no facilities or if facilities were not kept clean.

Who should pay?

<i>Whole community</i>	100%
------------------------	------

Since this activity benefits the whole community, the fairest and most effective way to fund it is through the general rate. Though individuals also benefit, the Council does not believe it would be appropriate to refuse access to people who cannot or will not pay.

Our funding targets: operating expenses

User charges	0%
Other revenue	0%
Targeted rate	0%
General rate	100%
TOTAL	100%

Activity 5.4.3: Regulator - Public health

This activity covers the Council’s role in licensing and monitoring food outlets, licensing liquor outlets, registering and impounding dogs, responding to noise, nuisance, animal and litter complaints, and handling infectious disease investigations and the sorting and processing of dangerous goods.

Community outcome

These facilities contribute in part to the outcome “Wellingtonians will be healthy and experience a high quality of life”.

Who Benefits?

<i>Whole community</i>	50%
<i>Individuals</i>	50%

The Council’s public health work is required under several laws including the Liquor Act, the Resource Management Act and legislation covering hazardous substances. It provides significant benefits to the community as a whole, including protection of the public from hazards such as dangerous chemicals, unsafe food, excessive noise and diseases.

Most of this work involves protecting the public from hazards created or potentially created by identifiable businesses and people. There are benefits to individual businesses which could not legally operate without the Council providing these services, and there are benefits to individuals who have their complaints dealt with or otherwise are protected from a hazard or nuisance.

There are also a number of users who benefit from this activity. Businesses use Council services to monitor and licence their food and liquor outlets. Dog owners benefit from the dog licensing scheme. These users are charged a fee for the benefits they receive.

Who should pay?

<i>Whole community</i>	50%
<i>Individuals</i>	50%

As this work largely protects the community from harm, it is appropriate that the people or businesses causing the harm should pay. The Council’s public health activities include a range of user charges. For example, licensing and monitoring of food outlets is carried out on a full cost-recovery basis, while user charges recover about 75 percent of animal control costs. Some charges, such as those for liquor licensing, are determined by statute.

For some services, it is not appropriate or possible to charge users. For example, the cost of responding to public complaints about noise, nuisance, litter, animals and other public health issues cannot be recovered as it would not be appropriate to charge those making the complaints and it is not always possible to identify the person or business responsible for the hazard. Overall, user charges recover about 50 percent of the cost of providing these public health services. Accordingly, the Council’s target is to fund 50 percent of the cost of this activity through user charges. However, we plan to raise this target over time.

Since the benefits to the community as a whole are significant, it is appropriate for the remaining costs to be funded from general rates.

Our funding targets: operating expenses

User charges	50%
Other revenue	0%
Targeted rate	0%
<u>General rate</u>	<u>50%</u>
TOTAL	100%

Activity 5.4.4: Facilitator – City safety

This activity covers our efforts that are directed at making the city safe and ensuring people feel safe. This includes 24 hour patrols by city safety officers, closed circuit television monitoring of some inner-city streets, and safety audits which identify necessary improvements such as better street lighting.

Community outcome

This activity contributes directly to the outcome that “Wellington will feel safe in all parts of the city”.

Who Benefits?

<i>Whole community</i>	100%
------------------------	------

Our city safety initiatives benefit the whole community. By preventing crime, these initiatives have a clear and tangible effect on residents' well-being. This, in turn, has several other positive spin-offs. Increased safety levels encourage people into the city centre, which makes the city more vibrant and also benefits retailers and other businesses. These efforts also contribute to civic pride by enhancing Wellington's reputation as a very safe city by national and international standards.

Though individuals benefit from reduced crime, the benefits are felt community-wide and are not exclusive to individuals. As a lot of this work is directed at the inner city it may be argued that there are greater benefits to those who live and work in the city than to residents who do not use the inner city often. However, making the city safer means even those who don't use the inner city are more likely to feel they have the option to safely access the inner city.

Who should pay?

Whole community 100%

Since this activity benefits the community as a whole, the fairest and most effective way to fund it is from general rates.

Our funding targets: operating expenses

User charges	0%
Other revenue	0%
Targeted rate	0%
General rate	100%
TOTAL	100%

Activity 5.4.5: Provider – Wellington Emergency Management Office

We operate the Wellington Emergency Management Office (WEMO). Its role is to help the city prepare for disasters such as earthquakes and floods, and to co-ordinate the city's response in the event of a disaster. WEMO works with government agencies, other councils in the region and international agencies.

Community outcome

This activity directly contributes to the outcome that "Wellingtonians will be well prepared and co-ordinated to deal with any civil emergency and its aftermath".

Who Benefits?

Individuals 10%
Whole community 90%

All residents and businesses benefit from preparation work to alleviate and cope with disasters like fires, floods and earthquakes. WEMO is a focal point for help and gives the entire community some comfort that a ready response is available to cope with disasters and quickly return the community to normality.

Individual property owners benefit from the availability of a fire-fighting service. This reduces the potential for total loss in the event of a fire. This service is also available to individuals to help with other emergencies such as major earthquakes and storm/ wind damage to homes and property.

WEMO's emergency management and fire-fighting roles are required under the Civil Defence Act.

Who should pay?

<i>Whole community</i>	95%
<i>User</i>	5%

While individuals benefit from this work in the event of a disaster, the benefit to the whole community far outweighs this. The Council believes the fairest and most effective way to fund this activity is from general rates.

From time to time, WEMO may receive income in the form of grants from the National Rural Fire Authority (based on the number and size of fires fought in a season), funding from the Ministry of Civil Defence and Emergency Management, and other sources. However, this income varies significantly from year to year. We anticipate 5 percent revenue over the foreseeable future.

Our funding targets: operating expenses

User charges	5%
Other revenue	0%
Targeted rate	0%
<u>General rate</u>	<u>95%</u>
TOTAL	100%

Activity 5.5.1: Provider - Community housing

The Council owns over 2000 housing units, which we rent to low income people whose housing needs are not met by the private sector. We allocate these homes according to need. Tenants are charged 70 percent of the estimated market rent for their property.

Community outcome

Provision of community housing contributes to the outcome that “social services, especially public health and housing, will be affordable, available and accessible to all Wellingtonians.”

Who Benefits?

<i>Individuals</i>	90%
<i>Whole community</i>	10%

The main beneficiaries of this activity are the tenants, who receive accommodation at below market rent. Their benefits are private and exclusive. While the Council’s rental housing units are aimed at meeting needs that the market does not or cannot meet, to some extent these housing units are in competition with properties provided by private landlords.

However, there are also some benefits to the community as a whole. By providing homes for people who otherwise may be unable to afford them, the Council also contributes to community cohesion and may have benefits for public health and safety.

Who should pay?

<i>Individuals</i>	100%
--------------------	------

As the main beneficiaries, it is appropriate for tenants to pay most or all of the costs involved in providing community housing. The Council’s current policy is to provide homes at 70 percent of market rental. The Community Housing activity is ring-fenced with user charges through rental income funding 100% of operating expenses. The opportunity cost of not obtaining market rentals is not included in this funding analysis.

Our funding targets: operating expenses

User charges	100%
Other revenue	0%
Targeted rate	0%
General rate	0%
TOTAL	100%

Activity 5.6.1: Funder and facilitator – Implementation of the homelessness strategy

We work in partnership with key agencies to understand and support Wellington’s homeless. And we are playing a role in Project Margin.

Community outcome

These initiatives contribute in part to the outcomes that “Wellington communities will be inclusive and welcoming to all people” and that “Wellington will have responsive social services and a strong volunteer sector”.

Who Benefits?

Whole community 100%

This activity provides benefit to the community as a whole through the development of cooperative working relationships with key agencies to ensure that the city’s diverse population including those who are homeless are supported and embraced by a tolerant caring and welcoming community.

This activity also promotes the safety of individuals by enhancing access to safe overnight shelter for those who may otherwise not have access to it. While there is a tangible benefit to those people who use the night shelter, its presence is to ensure that those who could not otherwise afford to pay have access to overnight shelter.

Who should pay?

Whole community 100%

Since this activity benefits the community as a whole, the fairest and most effective way to fund it is from general rates.

Our funding targets: operating expenses

User charges	0%
Other revenue	0%
Targeted rate	0%
<u>General rate</u>	<u>100%</u>
TOTAL	100%

Activity 5.6.2: Provider – Community advocacy

We encourage people to contribute to their community and participate in city activities. Our City Communities advisors support a wide range of community groups such as senior citizens, Māori, youth, Pacific Islanders, refugees and migrants, and people with disabilities. This work aims to ensure that Wellington’s diverse population is supported and embraced by a tolerant, caring and welcoming community.

Community outcome

Given the breadth of this activity it can be seen to contribute generally to social wellbeing. In particular it contributes to “Wellington’s communities being inclusive and welcoming to all people” and to the “city having strong social services and a strong volunteer sector”.

Who Benefits?

Whole community 60%
Individuals 40%

The projects funded under this activity benefit all Wellington residents. They strengthen people’s sense of identity, and enhance community cohesion and social well-being. Some projects, such as provision of concerts and other youth activities, may help prevent crime and improve public safety.

There are also some private benefits from these activities. The very nature of this work is targeted towards discrete communities. However while the support we provide to these individuals or groups may be tailored to their needs often this will not constitute a greater level of service than that provided to the wider community. For instance tailoring a consultation document for someone who is blind allows that person to contribute to the same extent as those that are sighted.

Who should pay?

Whole community 100%

The Council believes it is appropriate to fund the majority of costs for this activity from rates targeted to the residential sector. This is because the benefits accrue to all residents.

Our funding targets: operating expenses

User charges	0%
Other revenue	0%
Targeted rate (Residential)	100%
General rate	0%
TOTAL	100%

Activity 5.6.3: Funder – Social and recreational grants

The Council maintains four grants pools. This activity covers the grants to community groups and organisations whose projects seek to promote recreational activity and overall social wellbeing. The grants process is overseen by a subcommittee of Council.

Community outcome

This activity contributes to overall social wellbeing.

Who Benefits?

Identifiable part of the community 50%
Whole community 50%

The groups and organisations that receive grants clearly benefit from this activity. But the community as a whole also benefits. The grants pool itself is not exclusive - it is open so that anyone has the opportunity to apply. And the projects of the successful applicants will have flow on benefits for the community.

Who should pay?

Whole community 100%

While grants recipients benefit directly from this activity seeking to recoup the cost from them would defeat the purpose of the grants pool. Given this and that there are benefits to the community as a whole, the Council believes the fairest and most effective way to fund it is from general rates.

Our funding targets: operating expenses

User charges	0%
Other revenue	0%
Targeted rate	0%
General rate	100%
TOTAL	100%

Activity 5.6.4: Funder and provider - Community centres and halls

The Council owns 15 community centres and halls, and support another six community-owned centres. These centres provide places for people to hold meetings and other events. Eight of them also provide locations for crèches.

We also maintain an accommodation assistance fund that provides community groups with access to subsidised office space.

Community outcome

This activity contributes to the outcomes that “opportunities for active and passive recreation are diverse, safe, affordable, accessible and attractive” and that “amenities will be accessible to all Wellingtonians”.

Who Benefits?

<i>Individuals and identifiable part of the community</i>	60%
<i>Whole community</i>	40%

The people and groups who use community facilities receive a clear and direct benefit. Though the facilities are available to all, this benefit is private and exclusive – only one group can use a room in a community centre at any one time.

However, the provision of these facilities also has benefits for the wider community. Not only do the facilities help bring people together, the groups that use them often make significant voluntary contributions to community well-being.

Who should pay?

<i>Individuals and identifiable part of the community</i>	2%
<i>Whole community</i>	98%

The purpose of providing these facilities is to encourage community groups and support the benefits they bring to the city. Clearly, this means someone other than the people using the facilities has to bear most of the costs. The Council believes it is appropriate to fund this activity mostly from rates targeted to the residential sector.

However it is also fair and reasonable that the people and groups using these spaces and offices meet some part of the costs by paying fees. These should be kept at nominal levels as charging more would mean some people and groups could not afford to use the facilities.

Our funding targets: operating expenses

User charges	2%
Other revenue	0%
Targeted rate (residential)	98%
General rate	0%
TOTAL	100%

Activity 5.6.5: Facilitator – Community ICT access

This activity covers Council’s role in reducing the digital divide by providing access to computers at targeted sites in the city.

Community outcome

This activity contributes in part to the outcome that “Wellington city and its amenities will be accessible to all Wellingtonians”. It also contributes to our long term goal of being “better connected”.

Who Benefits?

<i>Whole community</i>	50%
<i>Individuals</i>	50%

Access to computers and to the internet is an increasingly important way for people to remain connected. The Council recognises this and wants to ensure that all Wellingtonians benefit from these advances. The wider community benefits from this as it contributes to social cohesion.

The individuals who access these facilities can be seen to benefit. Learning new skills strengthen people’s self esteem and may have spin off in terms of employment opportunities.

Who should pay?

<i>Whole community</i>	100%
------------------------	------

While it may be possible to identify the individuals that benefit from this activity it is not considered appropriate to charge them. Most users are on limited incomes and cost is considered a barrier to them making use of the activity. The general rate is considered the fairest way of covering the cost of this activity.

Our funding targets: operating expenses

User charges	0%
Other revenue	0%
Targeted rate	0%
General rate	100%
TOTAL	100%

6) Urban Development Strategy

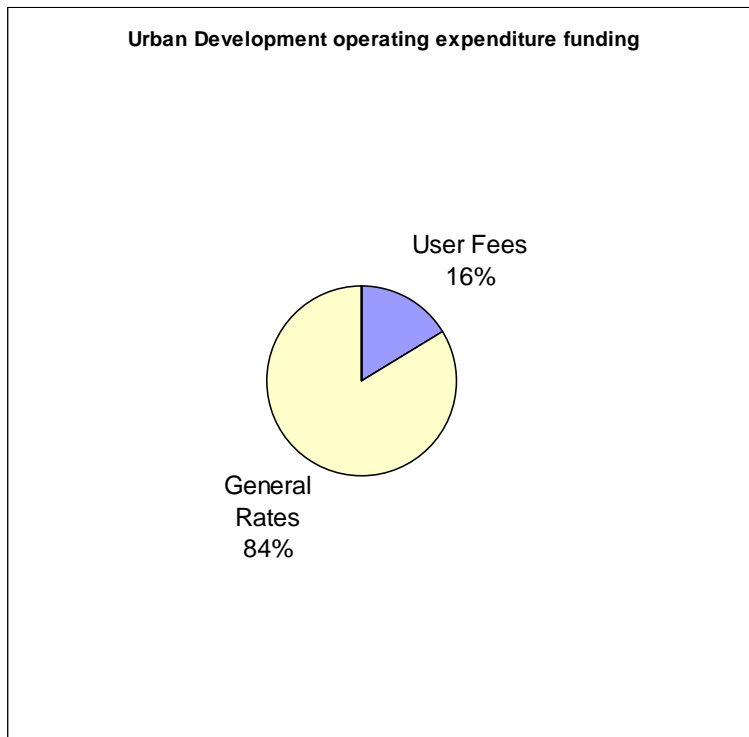
Directing growth and delivering quality

Nestled between harbour and hills, Wellington is a compact and dynamic city. We aim to preserve its special character, making sure developments are safe and in harmony with the environment. Our work in this area includes urban planning, building and development regulation, heritage protection and the development of public spaces.

The outcomes we want from this strategy and the activities which we undertake to achieve these outcomes are summarised in the “strategy tree” diagram on the following page.

Operating activities

With the exception of regulatory services provided the majority of activities with the Urban Development Strategy are funded by the whole community via the General Rate. The funding sources for this strategy are illustrated in the graph below.



Activity	User Fees	Other Income	General Rates	Targeted Rates		
				Residential	Commercial	Down town/ Other
6.1.1 Urban planning and policy development	0%	0%	100%	0%	0%	0%
6.2.1 facilitation (resource consents)	65%	0%	35%	0%	0%	0%
6.3.1 facilitation (resource consents)	50%	0%	50%	0%	0%	0%
6.4.1 Earthquake risk mitigation	0%	0%	100%	0%	0%	0%
6.5.1 Waterfront development	0%	0%	100%	0%	0%	0%
6.5.2 Public space and centre developments	0%	0%	100%	0%	0%	0%
6.5.3 Built heritage development	0%	0%	100%	0%	0%	0%
Total Urban Development	16%	0%	84%	0%	0%	0%

Capital Expenditure

The interest and depreciation costs relating to capital expenditure are incorporated in the operating costs of each activity.

Urban development capital expenditure projects are funded through a combination of rates funded depreciation and borrowings.

Urban development strategy – activity funding commentary

Activity 6.1.1: Provider - Urban planning and policy development

The Council wants to ensure the city grows in ways that encourage high-quality development and produce the best long-term result for everyone. To do this, we will use appropriate controls to guide development, particularly in key areas of the city. This includes guiding development in the northern part of the city where rapid growth is expected in coming years and implementing the District Plan. An important component of our overall urban planning and policy work is how we manage infill developments. This is a priority for the Council as we work on the 'growth spine concept'.

Community outcome

The very nature of urban planning and policy work means that it will contribute to a large number of community outcomes. Overall our work in this area will make the city more liveable, more sustainable and ensure the city is well connected. Primarily the work contributes to the outcome that "urban development will support Wellington's uniqueness as a compact harbour city"

Who Benefits?

Whole community 100%

Urban planning ensures the city grows in a controlled way that is environmentally sustainable, enhances community cohesion, and encourages high-quality developments. While the Northern Growth Management Framework is obviously specific to that area, the benefits of improved infrastructure and co-ordinated growth will be felt city-wide.

Who should pay?

Whole community 100%

The Council seeks to build stronger communities through funding this activity. Our aim is to make Wellington even more liveable – making it a great place to be by offering a variety of places to live, work and play within a high quality public environment. Since the community as a whole benefits from this work, it is appropriate for general ratepayers to bear the costs.

Our funding targets: operating expenses

User charges	0%
Other revenue	0%
Targeted rate	0%
<u>General rate</u>	<u>100%</u>
TOTAL	100%

Activity 6.2.1: Regulator - Building control and facilitation

The Council has a statutory responsibility under the Building Act and the Resource Management Act to control building developments. This includes ensuring buildings are safe and sanitary, and do not threaten environmental quality or public health.

Work includes issuing and monitoring building consents - we have building guidelines to make sure buildings meet the required standards. We also have responsibilities under the Fencing of Swimming Pools Act to ensure all swimming pools are adequately fenced.

Community outcome

This activity primarily contributes to the outcome that “Wellingtonians will feel safe in all parts of the city”.

Who Benefits?

Individuals 100%

Our building control work benefits private individuals – the people and companies that build or redevelop homes, offices and other buildings. Our work ensures these buildings are safe and meet legal requirements. These benefits apply to buildings which, in almost all cases, are for private and exclusive use. The people who use our building consent services are clearly identifiable and can be stopped from using the service if they refuse to pay.

Similarly, the beneficiaries of our efforts to ensure swimming pools are adequately fenced are private individuals – those people who own and use swimming pools and those who are kept safe because pools are fenced.

Who should pay?

Individuals 65%

Whole community 35%

While individuals receive the benefits of our building control work, we are constrained in our ability to recover costs from those individuals. User charges for some activities are set by law or regulation. For some activities, the law prevents us from charging at all.

In addition, to meet all the costs of building consents through user charges we would need to raise the charges to a level that may create an incentive for homeowners to avoid the consent process and carry out illegal building work.

These factors mean that, historically we have been able to recover only about half the cost of this activity through user charges. Recent efforts to improve this rate of cost recovery have resulted in some improvements, however additional costs accruing from the Building Act have off-set these gains. Accordingly, the Council’s target is to fund 50 percent of the cost of this activity through user charges. However, we plan to raise this target over time.

This activity is expected to be non-compliant to the user charges funding target in 2009/10 and 2010/11 financial years due to the economic climate, however it is expected to achieve compliance again in 2011/12.

Our funding targets: operating expenses

User charges	65%
Other revenue	0%
Targeted rate	0%
General rate	35%
TOTAL	100%

The Council has a statutory responsibility under the Resource Management Act to ensure land and other resources are used sustainably. The District Plan, adopted in 2001 after public consultation, contains specific policies relating to land and resource use in the city. We administer the District Plan, regulating developments to ensure they are safe, sustainable and meet public expectations. Specific activities, including issuing resource consents, monitoring compliance and dealing with complaints about environmental matters, are covered by this activity.

Community outcome

This work is statutorily required and contributes to each of the community outcomes that relate to urban development. Overall this activity contributes to the Council's long term goal that Wellington will have a contained urban form, with intensification in appropriate areas and mixed land-use, structured around a vibrant central city, key suburban centres and major transport corridors.

Who Benefits?

<i>Individuals</i>	75%
<i>Whole community</i>	25%

The main beneficiaries of this work are the individual people and businesses involved in land subdivision and development or use of other resources. This work helps ensure the developments are safe, sustainable and meet legal obligations.

There is also a significant public benefit. By controlling the safety and environmental effects of developments, we help prevent harm to members of the public both now and in the future.

Who should pay?

<i>Individuals</i>	50%
<i>Whole community</i>	50%

While individuals receive an estimated 75 percent of the benefit from the Council's development control work, our ability to recover costs from those individuals is limited. User charges for some activities are set by law or regulation. For some activities, the law prevents us from charging at all. In addition, while individuals causing damage to the environment should bear the costs of dealing with their actions, it is not always possible to identify them.

To meet 75 percent of the costs of resource consents through user charges would require raising them to a level that may create a disincentive for growth and development of the city, potentially harming the economy.

These factors mean that, historically, we have been able to recover only about a third of the cost of this activity through user charges. Further initiatives are being investigated to improve this rate in the future.

Our funding targets: operating expenses

User charges	50%
Other revenue	0%
Targeted rate	0%
General rate	50%
TOTAL	100%

Activity 6.4.1: Regulator and funder – Earthquake risk mitigation

The Council has a statutory responsibility under the Building Act to mitigate the risks that earthquakes may have on structures. We have a policy on how we intend to identify substandard structures and facilitate their strengthening. This activity covers that work and also the contribution that the Council may make to a localised earthquake assessment study.

Community outcome

This activity primarily contributes to the outcome that “Wellingtonians will feel safe in all parts of the city”. It also contributes in part to the outcome that “Wellington will protect its heritage buildings and ensure that new developments are sympathetic to them”.

Note that this policy is currently out for consultation. As the policy stands it would be expected that this funding would be drawn from the general rate.

Our funding targets: operating expenses

User charges	0%
Other revenue	0%
Targeted rate	0%
General rate	100%
TOTAL	100%

Activity 6.5.1: Funder – Waterfront development

The Wellington waterfront is a key area of the city. We oversee its development in line with a guiding policy, the Wellington Waterfront Framework. Management of waterfront development is carried out by a Council controlled organisation, Wellington Waterfront Limited.

Our role includes preparing an annual work plan that outlines short and long- term development proposals for the waterfront and funding the operations of Wellington Waterfront Limited.

Community outcome

Primarily this activity contributes to the outcome that “urban development will support Wellington’s uniqueness as a compact harbour city”. It also contributes in part to the outcome that “Wellington will protect its heritage buildings and ensure that new developments are sympathetic to them”.

Who Benefits?

Whole community 100%

This work benefits the whole community by making the city more attractive and vibrant, and providing valuable recreation opportunities. Through development of public spaces that complement the natural beauty of the waterfront, the image and the “sense of place” that people have for the city is enhanced. Waterfront development attracts people into the city, supporting social cohesion and aiding the economy.

While the direct beneficiaries are mainly people who choose to visit the waterfront, these benefits are not exclusive. When one person visits Queen’s Wharf or Frank Kitts Park, that doesn’t stop anyone else from being in the area too. Nor would it be practical or acceptable to identify users of the waterfront and require

them to pay. Similarly, though people living in the inner city benefit from better access to the waterfront, this is outweighed by the benefits to all people in the city.

The operational spending for this activity covers planning and public consultation. All residents benefit from the opportunity to have their views heard.

Who should pay?

Whole community 100%

Since the community as a whole benefits from this work, it is appropriate for general ratepayers to bear the costs.

Our funding targets: operating expenses

User charges	0%
Other revenue	0%
Targeted rate	0%
<u>General rate</u>	<u>100%</u>
TOTAL	100%

Activity 6.5.2: Provider - Public space and centre development

We fund work to develop the street environments, urban parks and squares, and other public areas in the city and suburban centres. We aim to make these areas safe, accessible and attractive, with plenty of green space. This activity includes maintenance of the city’s public artworks and consultation, planning and co-ordination of suburban centre upgrades.

Community outcome

This work contributes in part to the outcome that “Wellington’s thriving suburban and rural centres offer enhanced services and lifestyle choices”. More specifically the work contributes to the Council’s long term goal of strengthening the city’s ‘sense of place’.

Who Benefits?

Whole community 100%

This work benefits the whole community by enhancing the urban environment, making the city safer and contributing to the vibrancy of Wellington. All residents and visitors to the city are able to enjoy its public spaces. While those who use city or suburban shopping areas, urban parks, squares and other public areas receive direct benefits, these benefits are not exclusive and it would not be desirable or acceptable to require people to pay for them directly. Similarly, though individual suburbs benefit from work on suburban centres, these upgrades are not restricted to particular areas of the city – upgrades either have been carried out recently or are timetabled across many suburbs.

As well as enhancing the environment, development of city and suburban centres benefits the economy and enhances people’s pride in the city.

Who should pay?

Whole community 100%

While centre development provides a clear benefit to geographical suburban areas, targeted rates to fund these activities are not considered appropriate given the broad benefit to the community as a whole, and

that centre upgrades are scheduled to occur throughout the city. The public good benefit over-rides any direct benefit to individual communities. However, if a suburban community asks for a higher standard of upgrade, or an earlier timeline than the Council has planned, the Council may consider imposing a targeted rate.

Our funding targets: operating expenses

User charges	0%
Other revenue	0%
Targeted rate	0%
General rate	100%
TOTAL	100%

Activity 6.5.3: Funder and facilitator – Built Heritage development

In order to promote Wellington as a place that celebrates its landmarks and heritage, we work to help protect and restore the city’s heritage assets.

The District Plan ensures heritage buildings, trees, monuments and other assets, and sites of significance to tangata whenua, are recognised and that controls are in place to manage changes to or removal of these assets.

Our work in this area includes maintaining an inventory of heritage sites, restoring significant heritage buildings in public ownership and upgrading heritage sites.

Community outcome

This activity contributes in part to the outcome that “Wellington will protect its heritage buildings and ensure that new developments are sympathetic to them”. It also makes an important contribution to the Council’s long term goal of strengthening the city’s ‘sense of place’.

Who Benefits?

Whole community 100%

This work benefits the whole community by protecting the city’s heritage. Preservation of city landmarks enhances the city’s image, makes it more attractive, and contributes to people’s sense of history and community pride. The community also benefits from enhancement of publicly-owned heritage assets.

Who should pay?

Whole community 100%

Since the community as a whole benefits from this work, it is appropriate for general ratepayers to bear the costs.

Our funding targets: operating expenses

User charges	0%
Other revenue	0%
Targeted rate	0%
General rate	100%
TOTAL	100%

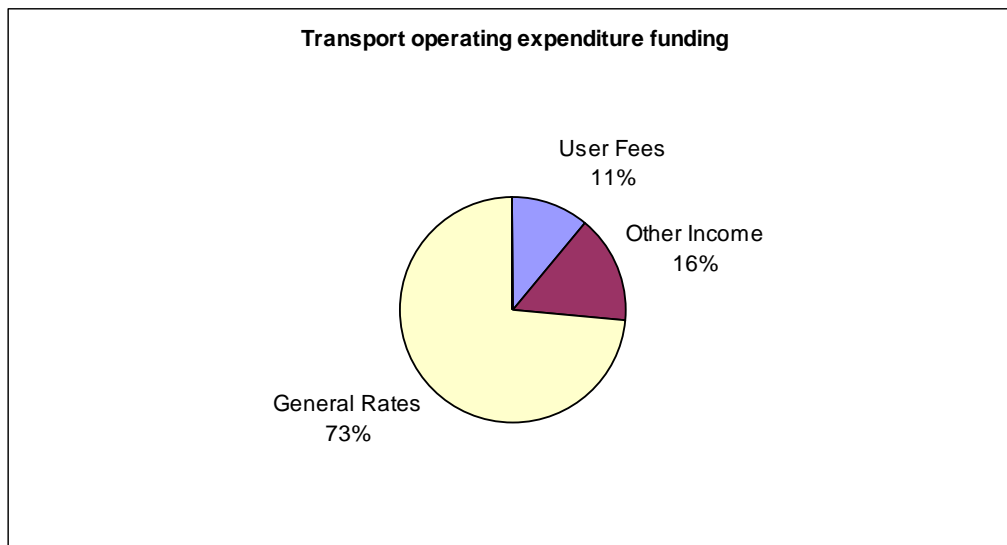
Vii) Transport Strategy

Providing quality connections

We're responsible for Wellington's extensive transport network, and for planning for the city's future transport needs. We see a high-quality transport system as critical to the city's economy and quality of life. Our transport activities include looking after hundreds of kilometres of city roads, as well as accessways, footpaths, cycleways, parking facilities, traffic signs and signals, street lighting and pedestrian crossings. We also manage parking areas and have an ongoing programme of safety promotion.

Operating activities

The funding sources for this strategy are illustrated in the graph below.



Activity	User Fees	Other Income	General Rates	Targeted Rates		
				Residential	Commercial	Down town/ Other
Transport planning - 7.1.1 (TDM)	0%	0%	100%	0%	0%	0%
7.2.1 Ports access	0%	0%	100%	0%	0%	0%
7.2.2 Vehicle network	0%	5%	95%	0%	0%	0%
Passenger transport 7.2.3 network	0%	70%	30%	0%	0%	0%
Network-wide control and 7.2.4 management	0%	25%	75%	0%	0%	0%
7.2.5 Cycle network	0%	15%	85%	0%	0%	0%
7.2.6 Pedestrian network	0%	0%	100%	0%	0%	0%
7.2.7 Road safety	0%	25%	75%	0%	0%	0%
7.3.1 Car parking	100%	0%	0%	0%	0%	0%
Total Transport	11%	16%	73%	0%	0%	0%

Capital Expenditure

The interest and depreciation costs relating to capital expenditure are incorporated in the operating costs of each activity.

Transport capital expenditure projects are funded through a combination of NZTA subsidies, rates funded depreciation and borrowings.

Transport strategy – activity funding commentary

Activity 7.1.1: Provider – Transport planning

The mixed modes and changing demands on transportation means that transportation planning becomes increasingly important. The Council's work in this area is closely linked to the work that we carry out under urban development. We also incorporate travel demand management planning as a component part of our overall transport and urban planning work.

Community outcome

This activity contributes in part to the outcomes that "Wellington's transport system will be designed to meet the needs of its people efficiently and sustainably."

Who Benefits?

Whole community 100%

This activity is of benefit to the whole community.

A well planned transportation network plays an important part in making the city more liveable. It provides for the efficient movement of freight and it allows for people to be better connected, aiding social cohesion.

Who should pay?

Whole community 100%

As the activity is of benefit to the whole community it is considered fair and appropriate that it be funded from the general rate.

Our funding targets: operating expenses

User charges	0%
Other revenue	0%
Targeted rate	0%
General rate	100%
TOTAL	100%

Activity 7.2.1: Facilitator and funder – Ports access

The efficient movement of freight to and from the port is an important contributor to the city's economy. We work alongside the port authorities to ensure we can find appropriate solutions to the movement of freight so that these reduce any negative impacts on other users of the vehicle network.

Currently we have no direct funding to this area. We are considering a capital expenditure initiative to construct a round-a-bout to ease vehicle movements in this area within the next 3 years.

Our funding targets: operating expenses

User charges	0%
Other revenue	0%
Targeted rate	0%
General rate	100%
TOTAL	100%

Activity 7.2.2: Provider - Vehicle network

We manage a network that includes 74 bridges, four tunnels, and more than 650 kilometres of urban and rural roads, as well as all related pavements and service lanes. Upkeep of these roads includes resurfacing and major structural works, such as maintenance and earthquake-strengthening of bridges and tunnels.

As steward of the roads in a harbour city, we also have a responsibility to maintain sea walls, as well as the walls on dry land that make up the 'road corridor'.

Community outcome

This activity contributes in part to the outcome that "Wellington's traffic will flow smoothly through and around the city and its suburbs."

Who Benefits?

Whole community 100%

The city's vehicle network is a vital public asset. Roads are available for all residents and visitors to use and, under the current law; we cannot charge anyone for using them. The vehicle network is not in competition with any privately-provided alternative. It benefits all residents by providing the means for safe, efficient travel. This benefits the economy and is also important for social reasons. For example, an efficient vehicle network allows people to get to work, visit friends and family, and get their children to school. This 'public good' aspect of the vehicle network is reflected in the fact that the Council's responsibility for providing and maintaining the network is enshrined in law.

The direct beneficiaries of the vehicle network are road users. This includes businesses that use roads for commercial purposes such as transporting goods. It also includes everyone who drives cars. But there are also many indirect beneficiaries, including people who never leave their homes but receive meals on wheels or mail deliveries.

It may be argued that the commercial sector receives a higher direct benefit than city residents. Heavy commercial vehicles cause more wear and tear on the roading network than private cars. However, it is not possible to reasonably assess how much benefit falls to each group.

Who should pay?

Whole community 95%
Other 5%

A significant part of our vehicle network costs are covered by a subsidy from the Government roading funding agency NZTA, which passes on funding from fuel taxes. Of the remaining costs, as the community as a whole benefits from the vehicle network, the fairest and most efficient way to fund this activity is from

general rates. While there may be arguments for imposing some direct costs on road users and, in particular, on heavy vehicles which cause a significant amount of wear and tear, the Council currently has no legal means of charging road users.

The amount of the NZ Transport Agency subsidy varies from year to year depending on the scheduled asset management plan works and changes to the works programme based on reprioritisation.

Our funding targets: operating expenses

User charges	0%
Other revenue	5%
Targeted rate	0%
<u>General rate</u>	<u>95%</u>
TOTAL	100%

Activity 7.2.3: Provider - Passenger transport network

Support for the city's public transport network is a major commitment for the Council. Our aim is to encourage greater use of the buses and rail, as this would improve energy efficiency and reduce pollution.

Community outcome

This activity contributes in part to the outcome that "Wellington's public transport system will be accessible and affordable for all."

Who Benefits?

Whole community 100%

The whole community benefits from this activity through improved access to public transport and provision of public shelters and transport information. While individual users of public transport receive the most direct benefit, the Council-provided services such as bus shelters are available to all. Encouraging use of public transport has wider community benefits including a cleaner environment and less congested roads.

Who should pay?

other 70%
Whole community 30%

While the whole community benefits from this activity, the Council receives income for advertising on bus shelters. This income covers the majority of the cost of providing the Council's passenger transport network services, however this is dependant on advertising demand and revenue.

The funding target has been set in line with current forecasts for advertising revenue.

The Greater Wellington Regional Council also funds projects as a part of its statutory responsibilities for public transport.

Our funding targets: operating expenses

User charges	0%
Other revenue	70%
Targeted rate	0%
<u>General rate</u>	<u>30%</u>
TOTAL	100%

Activity 7.2.4: Provider - Network control and management

Traffic flows need to be managed to minimise congestion at busy periods. We run a control system based on over 100 sets of traffic lights, and a dozen closed circuit television camera systems and a central traffic computer system. This activity also covers traffic sign maintenance and road marking maintenance.

Community outcome

This activity contributes to the outcomes that “Wellington’s traffic will flow smoothly through and around the city and its suburbs” and that “Wellington will have clear directional signage.”

Who Benefits?

Whole community 100%

Network management is crucial in a modern, efficient vehicle network. The beneficiaries of our work in this area are the whole community. By controlling traffic flows, we make the city’s roads safer, more efficient and help reduce travel times.

This work also has benefits for the whole community, as a safe, efficient transport system benefits the economy and is important for public health and social connectedness.

Who should pay?

Whole community 75%
Other 25%

A significant part of our costs for this activity are covered by a subsidy from the Government roading funding agency NZTA, which passes on funding from the fuel taxes it gathers.

Of the remaining costs, as the community as a whole benefits from our provision of a safe, efficient transport system, it is appropriate for this activity to be funded from general rates.

The amount of the NZTA subsidy varies from year to year depending on the scheduled asset management plan works and changes to the works programme based on reprioritisation.

Our funding targets

User charges	0%
Other revenue	25%
Targeted rate	0%
<u>General rate</u>	<u>75%</u>
TOTAL	100%

Activity 7.2.5: Provider - Cycle network

The Council maintains around 20 kilometres of cycleway in the city and suburbs. These require regular upkeep to ensure they have smooth surfaces, clear lane markings and signage, as well as cycle stands at appropriate parking points.

Community outcome

This activity contributes in part to the outcomes that “Wellington’s traffic will flow smoothly through and around the city and its suburbs” and that “Wellington will be pedestrian and cyclist friendly.”

Who Benefits?

Whole community 100%

The cycleways provide significant benefits to the whole community. By encouraging people to walk and use cycles, they benefit the environment and improve residents’ overall levels of health. By reducing the amount of traffic, they make the city’s roads safer. Also, though not all residents use them, the opportunity is available for all. As an integral part of the transport network, the cycleways are a public asset.

The direct beneficiaries of the city’s cycleways are clearly the people who use them. This includes both cyclists and pedestrians who use the cycleways as de facto walkways. The cycleways provide these people not only with transport but recreational opportunities. However, it would be impractical to levy a fee on these users.

Who should pay?

Whole community 85%
Other 15%

A significant part of our costs for this activity are covered by a subsidy from the Government roading funding agency NZTA, which passes on funding from the fuel taxes it gathers.

Of the remaining costs, as the community as a whole benefits from our provision of the cycleway network, the fairest and most efficient way to fund this activity is from general rates. Identifying individual users and charging them for their use would not be practical. Charging would also discourage people from using the cycleways, meaning the benefits from their use to the city’s social and environmental well-being would be lost.

The amount of the NZTA subsidy varies from year to year depending on the scheduled asset management plan works and changes to the works programme based on reprioritisation.

Our funding targets: operating expenses

User charges	0%
Other revenue	15%
Targeted rate	0%
General rate	85%
TOTAL	100%

Activity 7.2.6: Provider - Pedestrian network

Pedestrian safety is a crucial aspect of the transport network. The Council maintains more than 800 kilometres of footpaths, as well as pedestrian subways, bridges, canopies, seats, bollards and fountains.

Community outcome

This activity contributes in part to the outcomes that “Wellington’s traffic will flow smoothly through and around the city and its suburbs” and that “Wellington will be pedestrian and cyclist friendly.”

Who Benefits?

Whole community *100%*

This work benefits the whole community by ensuring that footpaths and access-ways are safe and well maintained. While it might be argued the individuals who use footpaths are the direct beneficiaries, in practice that includes most residents, visitors to the city and therefore businesses. It would not be practical to assess benefits on an individual basis.

Who should pay?

Whole community *100%*

Since the community as a whole benefits from this work, it is appropriate for general ratepayers to bear the costs. A small amount of user charge income is received from the operators of street-side commercial activities. However, this income is not consistent or predictable and is therefore not included in our targets.

Our funding targets: operating expenses

User charges	0%
Other revenue	0%
Targeted rate	0%
General rate	100%
TOTAL	100%

Activity 7.2.7: Facilitator and funder – Road safety

We make ongoing improvements to the safety of our road network. This work involves a wide range of measures including improving lighting, widening footpaths, installing ‘traffic calming’ measures such as speed humps, and installing barriers and handrails to protect pedestrians.

Community outcome

This activity contributes to the Council’s long term outcome that “Wellington will seek to improve the safety and security of its citizens as they move around the city and region.”

Who Benefits?

Whole community 100%

This work helps reduce accidents and ensures the transport network is safe. The benefits are felt by the whole community, including all road users, pedestrians, cyclists and all others who benefit from the city having a safe, efficient transport network.

Who should pay?

Whole community 75%
Other 25%

A significant part of our costs for this activity are covered by a subsidy from the Government roading funding agency NZTA, which passes on funding from the fuel taxes it gathers. We also receive some income in relation to this activity from the Land Transport Safety Authority. Of the remaining costs, as the community as a whole benefits from a safe vehicle network, the fairest and most efficient way to fund this activity is from general rates.

The amount of the NZTA subsidy varies from year to year depending on the scheduled asset management plan works and changes to the works programme based on reprioritisation.

Our funding targets

User charges	0%
Other revenue	25%
Targeted rate	0%
General rate	75%
TOTAL	100%

Activity 7.3.1: Provider – Car parking

The Council provides short-term, metered roadside car parks in the city centre. We aim to have a high turnover of these parks. We also operate coupon and resident parking in areas to give city dwellers on the fringe of the central business district some relief from the daily influx of commuters.

Community outcome

This activity contributes in part to the outcomes that “Wellington’s transport system will be designed to meet the needs of its people efficiently and sustainably.”

Who Benefits?

<i>Individuals</i>	75%
<i>Whole community</i>	25%

The direct beneficiaries of the Council's parking services are clearly those people who use car parks. These benefits are private and exclusive. Two people cannot use the same car park at the same time and it is appropriate to charge people for using car parks. The Council's parking services operate in competition with other private sector providers.

It might also be argued that retailers benefit directly from the Council's provision of car parks. However, there is no practical way of assessing whether people are using car parks to go shopping or for other purposes such as recreation.

The community as a whole also receives benefits from the Council's parking activities. On-street car parking is time limited to encourage a high turnover of parks, as this helps bring people into the city and benefits the commercial sector. All ratepayers benefit from the income derived from this activity, as it offsets the cost of providing the vehicle network.

Who should pay?

<i>Individuals</i>	100%
--------------------	------

Since the principal benefit from the Council's parking services is to identifiable individuals it is appropriate for them to bear the costs through user charges.

While it might be argued general ratepayers should meet 25 percent of the costs, reflecting the benefit to the community as a whole, this would be inappropriate for a number of reasons. First, the level of demand for car parks suggests people using them believe they represent good value. As the principal benefit is to these individuals, it is appropriate to set user charges at a level the market will accept. Second, the Council's parking services operate in competition with private car park operators and setting lower fees would unfairly disadvantage those operators and potentially reduce the supply of off-street parking in the city. Third, the individuals using car parking spaces also benefit through being able to use ratepayer-funded roads and footpaths, and their contribution through parking fees offsets the cost of providing these services.

This activity recovers significantly more revenue, through enforcement and meter charges than the operating costs. The Council believes this is appropriate as it supports our transport and retail policies. These policies aim to improve access to on-street parking and increase turnover of parking.

Our funding targets: operating expenses

User charges	100%
Other revenue	0%
Targeted rate	0%
General rate	0%
TOTAL	100%

Development Contributions Policy

Contents

INTRODUCTION

PART 1: OPERATIONAL POLICY

PART 2: SUBSTANTIVE POLICY

APPENDIX A - TABLES

APPENDIX B - METHODOLOGY

1 Introduction

1.1 What are development contributions?

1.1.1 A development contributions policy provides the Council with a method to obtain contributions to fund infrastructure required as a result of growth.

1.1.2 Development contributions may be required in relation to developments if the effect of the developments is to require new or additional assets of increased capacity and as a consequence the Council incurs capital expenditure to provide appropriately for network infrastructure, community infrastructure or reserves. In addition the Council may require development contributions to pay, in full or in part, for capital expenditure already incurred by the Council in anticipation of development.

1.2 Application of development contributions

1.2.1 This Development Contributions Policy (**Policy**) provides for the Council to impose development contributions to fund growth related capital expenditure on:

- Network infrastructure, (ie water supply, wastewater, stormwater, transport and roading)
- Reserves
- Community infrastructure

1.2.2 The Council will not require development contributions where:

- It has imposed a condition on a resource consent in relation to the same development for the same purpose under section 108(2)(a) of the Resource Management Act 1991; or
- The developer will fund or otherwise provide for the same local network infrastructure, community infrastructure or reserve in agreement with the Council (and citywide fees will still apply); or
- The Council has received, or will receive, funding from a third party.

1.3 Relationship with financial contributions in the District Plan

- 1.3.1 This Policy is distinct from and in addition to the provisions in the District Plan that provide the Council with discretion to require financial contributions under the Resource Management Act 1991.
- 1.3.2 The Council will use this Policy where a development contribution is payable for a particular purpose within a catchment and for all citywide contributions.
- 1.3.3 However, where a development results in the Council incurring capital expenditure that is not covered by this policy, the Council may impose a financial contribution as a condition of resource consent under section 3.4.5 of the District Plan which states that:
- “Where a proposed development creates the need for increased capacity or upgrades to infrastructure at the point of connection (in terms of traffic, stormwater, sewers, or water) the Council may require a payment towards the cost of necessary works. The Council will set a payment on the basis of what is believed to be a fair and appropriate proportion of the costs that should be borne by the developer (up to 100%)”.*
- 1.3.4 The Council will also continue to impose financial contributions on any development to which this Policy does not apply. (See section 7.3 for a summary of the District Plan financial contributions).

1.4 Effective date

- 1.4.1 The Council first adopted a Development Contributions Policy on 28 June 2005. Amendments to the policy were approved on 28 June 2006, 27 June 2007 and 29 June 2009.
- 1.4.2 Any application for resource consent, building consent or service connection received by the Council on or after 1 July 2005 is required to pay the development contribution payable under this Policy, or its subsequent amendments. This requirement is subject to the exception in paragraph 4.3.
- 1.4.3 For more information on the effective date, transitional provisions, and what to do if amendments are made to a proposal for which a resource consent was applied for before 1 July 2005, see section 4.

1.5 How to find your way around this Policy

- 1.5.1 This Policy is in two parts:

Part 1: The operational policy - this sets out what development contributions are payable, when they are assessed, and when they need to be paid etc (see sections 2 to 6).

Part 2: The substantive policy - this sets out the legislative framework, the process followed by the Council, the methodology followed to make the decision to use development contributions to fund growth related

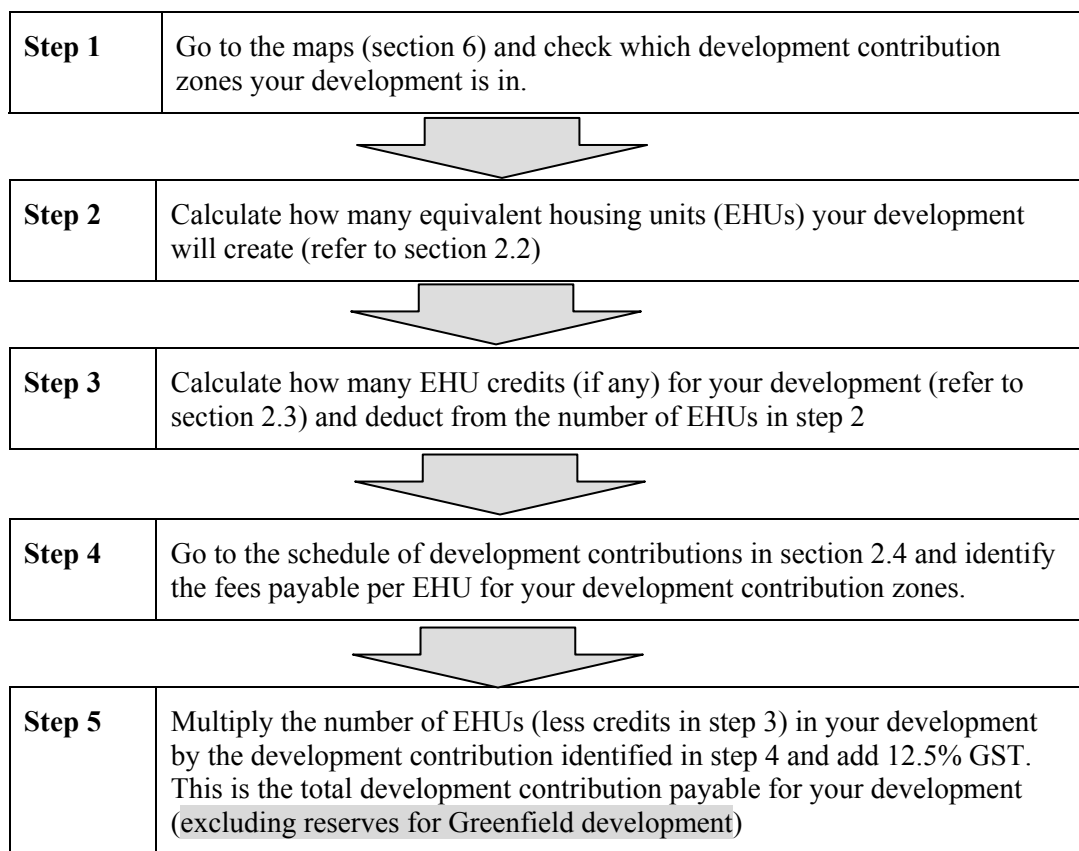
capital expenditure and the relevant capital expenditure figures (see sections 7 to 12).

PART 1: OPERATIONAL POLICY

2 Application of this Policy

How to calculate your development contribution (an online development contributions calculator can be accessed on the Council's website at <http://www.wellington.govt.nz/services/buildserv/development/calculator.php>)

2.1



Note: Contact the Council to determine the reserves payable for Greenfield development.

2.2 How to calculate the number of EHUs

2.2.1 Development contributions are payable for the number of EHUs created by each development. EHUs are applied as follows:

Type of development:	EHU assessment based on:
Residential development	<ul style="list-style-type: none"> ▪ 1 EHU per household unit ▪ 0.7 EHU per one-bedroom household unit
Fee simple subdivision	<ul style="list-style-type: none"> ▪ 1 EHU per allotment
Non residential development	<ul style="list-style-type: none"> ▪ 1 EHU for every 55m² of gross floor area (gfa)

2.3 EHUcredits for existing development

- 2.3.1 In some cases, credits may be used to reduce the development contribution payable. Credits will be expressed in EHUs. Credits will not be refunded, and can only be used for developments on the same site and for the same activity in respect of which they were granted. Credits cannot be used to reduce the number of units of demand to less than zero.
- 2.3.2 A credit is given for the number of EHUs assessed for the development or use existing at the time the application is assessed for the development contribution payable, to recognise situations where existing structures on the site or uses on the site mean that the development being assessed will not contribute to growth to the extent that the assessed number of units of demand implies.
- 2.3.3 Any self-assessment or special assessment under section 2.5.5 must include a determination of any credits for the development. In other cases the Council will, at the same time as any assessment of development contributions is made, calculate any credits for the development by applying the same criteria for ordinary EHUs under this Policy.
- 2.3.4 Examples where credits will arise are:

Type of existing original development:	Nature of credit:
Infill residential fee simple subdivision of existing allotment into 3 fee simple allotments	<ul style="list-style-type: none"> ▪ 1 EHU credit for the original allotment - development contributions payable on 2 EHUs
Residential development of a CBD site with an existing 550m ² gfa commercial building into 100 unit title apartments	<ul style="list-style-type: none"> ▪ 10 EHU credit (ie 550m² /55m² gfa) unless an assessment is undertaken
Additional bedroom added to a one-bedroom household unit	<ul style="list-style-type: none"> ▪ 0.7 EHU credit – development contribution payable on 0.3 EHU
Additional household unit on an existing allotment with one existing house (with or without subdivision)	<ul style="list-style-type: none"> ▪ 1 EHU credit for the existing household unit - development contribution payable for the additional household unit
Development of four fee simple lots in the Northern Growth area for a 10,000m ² gfa commercial storage facility	<ul style="list-style-type: none"> ▪ 4 EHU credits for the existing allotments – development contributions payable for the balance of the facility (10,000 / 55 m² gfa)

2.4 Schedule of development contributions

- 2.4.1 The schedule of development contributions refers to areas A to P (general catchment zones) and Q toT (specific inner city reserves and roading catchments zones that are **additional to** the general zones) . These refer to geographically defined development contribution areas. Maps of the different development contributions catchment zones are shown in section 6.

2.4.2 All fees in the schedule are GST exclusive.

Map Zone	City Wide (\$ per EHU) *		Catchment Specific Infrastructure (\$ per EHU)				Total	
	Residential	Non-Residential	Water Supply	Waste Water	Roading	Reserves **	Residential	Non Residential
A Roseneath	\$4,053	\$2,112	\$1,750	\$1,185	\$0	\$0	\$6,988	\$5,047
B Karori	\$4,053	\$2,112	\$1,586	\$2,440	\$0	\$0	\$8,079	\$6,138
C Beacon Hill	\$4,053	\$2,112	\$0	\$1,185	\$0	\$0	\$5,238	\$3,297
D Brooklyn – Frobisher	\$4,053	\$2,112	\$1,158	\$1,185	\$0	\$0	\$6,396	\$4,455
E Kelburn	\$4,053	\$2,112	\$1,049	\$1,185	\$0	\$0	\$6,448	\$4,507
F Johnsonville-Onslow	\$4,053	\$2,112	\$1,049	\$1,185	\$0	\$0	\$6,287	\$4,345
G Ngaio	\$4,053	\$2,112	\$1,024	\$1,185	\$0	\$0	\$6,262	\$4,321
H Maldive	\$4,053	\$2,112	\$0	\$1,185	\$0	\$0	\$5,238	\$3,297
I Churton-Stebbing	\$3,734	\$1,793	\$2,939	\$722	\$3,559	\$0	\$10,954	\$9,012
J Grenada-Lincolnshire	\$3,734	\$1,793	\$4,082	\$722	\$1,528	\$295	\$10,361	\$8,420
K Maupuia	\$4,053	\$2,112	\$0	\$1,185	\$0	\$0	\$5,238	\$3,297
L Newlands	\$4,053	\$2,112	\$852	\$722	\$0	\$0	\$5,627	\$3,686
M Melrose	\$4,053	\$2,112	\$1,693	\$1,185	\$0	\$0	\$6,931	\$4,990
N Central & Coastal	\$4,053	\$2,112	\$806	\$1,185	\$0	\$0	\$6,044	\$4,103
O Tawa	\$4,053	\$2,112	\$1,126	\$722	\$0	\$0	\$5,901	\$3,960
P Wadestown	\$4,053	\$2,112	\$1,409	\$1,185	\$0	\$0	\$6,647	\$4,706
Rural***	\$3,374	\$1,434					\$3,374	\$1,434
Additional fee components for inner city reserves								
Q Inner city Residential (Reserves)						\$1,988	\$1,988	
Q Inner city Non - Residential (Reserves)						\$249		\$249
Additional fee components for roading and associated infrastructure								
R Johnsonville					\$909		\$909	\$909
S Adelaide Road					\$3,856		\$3,856	\$3,856

T Pipitea Precinct					\$1,396		\$1,396	\$1,396
--------------------	--	--	--	--	---------	--	---------	---------

* The community infrastructure (\$1,533) and open spaces acquisition (\$408) components of the citywide fee do not apply to non residential developments

The stormwater component of the citywide fee (\$141 per EHU) is only applicable to the greatest number of EHUs on any floor in non residential or multi-unit residential developments. For example, a three storey residential development with three two bedroom units on each floor would be liable for \$423 for stormwater.

** Excluding greenfield development

***Water, stormwater and wastewater contributions will also apply to rural developments where it is practicable to connect to those services

Greenfield development

* See paragraph 12.2.12 and Appendix B6.1.2 – B6.1.5 for the development contribution for reserves for any greenfield development.

2.5 Additional information on assessing the development contribution payable

When the Council will not require a development contribution

2.5.1 Under the Local Government Act the Council is unable to require a development contribution for a reserve, network infrastructure or community infrastructure if, and to the extent that:

- It has, under section 108(2)(a) of the Resource Management Act 1991, imposed a condition on a resource consent in relation to the same development for the same purpose; or
- The developer will fund or otherwise provide for the same local reserve, network infrastructure or community infrastructure in agreement with the Council (and citywide fees will still apply); or
- The Council has received or will receive funding from a third party.

Development where there is no practical connection

2.5.2 For developments where there is no practical connection to water supply or wastewater reticulation systems, the Council will reduce the amount of the contribution payable by the relevant fee (or fees) payable in that catchment as follows:

- Water – citywide and catchment
- Wastewater – citywide and catchment

2.5.3 If a development is subsequently connected to the water and/or wastewater reticulation systems, the following will be payable prior to the connection:

- The applicable additional citywide contribution; and
- The relevant catchment area development contribution.

New connections

2.5.4 Where an existing development that was not connected to the city water or wastewater network as at 1 July 2005 subsequently does connect, the development contribution that apply to the relevant water supply or wastewater catchment must be paid prior to the service being connected.

Assessment process for non residential development

2.5.5 The non residential unit of demand (55m² gfa per EHU) may be departed from in the following circumstances:

Self-assessment

2.5.5.1 An applicant may apply for a self-assessment of the number of EHUs payable for a particular development as follows:

- (a) Application must be made in writing before any development contributions payment in respect of the development becomes due.
- (b) The assessment must relate to all matters for which development contributions are payable under this Policy.
- (c) The onus is on the applicant to prove (on the balance of probabilities) that the actual increased demand created by the development is different from that assessed by applying the non residential unit of demand in paragraph 2.21. Actual increased demand means the demand created by the most intensive non residential use(s) likely to become established in the development within 10 years from the date of application.
- (d) The Council may determine an application made under this section at its discretion. In doing so the Council must take into account everything presented to it by way of the written application, and may take into account any other matter(s) it considers relevant.
- (e) Any application must be accompanied by the fee payable to recover the Council's actual and reasonable costs of determining the application.

Special assessment

2.5.5.2 If the Council believes on reasonable grounds that the increased demand for any matter assessed for a particular development by applying the non residential unit of demand in paragraph 2.2.1 is less than the actual increased demand created by the development, it may require a special assessment to determine the number of EHUs as follows:

- (a) A special assessment must be initiated before any development contributions payment in respect of the development becomes due.
- (b) The assessment must relate to all matters for which development contributions are payable under this Policy.
- (c) The Council may request information from the applicant to establish the actual increased demand.
- (d) The Council must bear its own costs.
- (e) Everything the Council intends to take into account when making a special assessment must be provided to the applicant for a written reply at least 14 days before the assessment is determined.
- (f) The Council may determine a special assessment made under this part at its discretion. In doing so the Council must take into account everything presented to it by way of a written reply, and may take into account any other matter(s) it considers relevant.

Assessment guidelines

2.5.5.3. Without limiting the Council's discretion, when determining an application for either a self-assessment or a special assessment initiated by Council, the Council will be guided by the following:

Infrastructure Type	Usage Measure per EHU
Water supply	780 litres per day excluding storage
Wastewater	390 litres per day
Stormwater	Runoff co-efficient not exceeding 0.7
Traffic and roading	10 private vehicle trips per day
Reserves	600m ² of allotment area

Private development agreements

- 2.5.6 The Council may enter into a private agreement with a developer. The agreement must clearly record why an agreement is being used, record the basis of the cost sharing when the infrastructure will be provided and, in particular, whether there is any variation from the Council's policy that new development should pay 100 percent of growth related capital expenditure.
- 2.5.7 Any proposal as part of a private agreement that a new development should pay less than 100 percent of growth related capital expenditure will be dealt with as if it were an application for remission under this Policy.

2.6 Remission and postponement

- 2.6.1 The Council may remit or postpone payment of development contributions at its complete discretion. The Council will only consider exercising its discretion in exceptional circumstances. Applications made under this part will be considered on their own merits and any previous decisions of the Council will not be regarded as creating precedent or expectations.
- 2.6.2 Remissions will only be granted by resolution of the Council (or a Committee or Subcommittee acting under delegated authority).
- 2.6.3 An application for remission must be made before any development contributions payment is made to the Council. The Council will not allow remissions retrospectively.
- 2.6.4 An application must be made in writing and set out the reasons for the request.

2.7 Refunds

- 2.7.1 Refunds will be made in accordance with sections 209 and 210 of the Local Government Act 2002, including any amendments made to those provisions at the time of making a refund.

3 Assessment and payment

This part of this Policy sets out when development contributions will be required (ie assessed by the Council) and when payment is required.

3.1 Requirement

- 3.1.1 For every development, the Council has the discretion to require a development contribution under section 198 of the Local Government Act 2002 when:
 - 3.1.1.1 Resource consent is granted under the Resource Management Act 1991 for a development within the Wellington City district; or
 - 3.1.1.2 Building consent is granted under the Building Act 2004 for building work situated in the Wellington City district (including the grant of a certificate of acceptance); or
 - 3.1.1.3 Authorisation for a service connection is granted.

3.2 When the Council will require a development contribution

- 3.2.1 The following sets out when the Council will assess developments for development contributions. The Council retains the discretion to change its approach (subject to compliance with section 198 of the Local Government Act 2002) from time to time.

- 3.2.2 The amount of the development contribution payable will be calculated under the schedule of development contributions in this Policy that applies at the date of the assessment.

Subdivision of land (excluding unit title development)

- 3.2.3 Development contributions required in respect of a resource consent being granted under the Resource Management Act 1991 for the fee simple subdivision of land, will be assessed when the subdivision consent is granted.
- 3.2.4 Where subdivision consent provides for its implementation in stages, the Council will apportion any development contribution assessed between each stage at its sole discretion.

Building consent

- 3.2.5 The Council will assess all developments requiring a building consent when the building consent is granted.

Land use consent or unit title development

- 3.2.6 Unless no building consent is required, developments requiring a land use consent or subdivision consent for a unit title development will **not** be assessed for development contributions at the time of consent being granted under the Resource Management Act 1991.

Service connection

- 3.2.7 Developments requiring a service connection, for which development contributions have not been assessed and/or paid, will be assessed at the time of the application for service connection.

Changes to development

- 3.2.8 Any development contribution may (at the Council's sole discretion) be reassessed following any change that results in an increased demand (eg increased EHUs).

Payment

- 3.2.9 All development contributions required by the Council must be paid prior to the Council issuing a code of compliance certificate, a section 224(c) certificate, a consent for a service connection or giving effect to a land use consent (as the case may be).
- 3.2.10 The Council at its sole discretion will accept a bank bond or surety to secure payment of any development contributions more than \$50,000. If the Council exercises its discretion to accept a bond or surety, the bonded sum will have an interest component, and the developer must meet the Council's costs for preparing the bond.

3.3 Powers of the Council if development contributions are not paid

3.3.1 Until a development contribution required in relation to a development have been paid, the Council may:

- 3.3.1.1 In the case of a development contribution assessed on subdivision, withhold a certificate under section 224(c) of the Resource Management Act 1991.
- 3.3.1.2 In the case of development contributions assessed on building consent, withhold a code compliance certificate under section 95 of the Building Act 2004.
- 3.3.1.3 In the case of development contributions assessed on an authorisation for a service connection, withhold a service connection to the development.
- 3.3.1.4 In the case of development contributions assessed on a land use consent application, prevent the commencement of resource consent under the Resource Management Act 1991.
- 3.3.1.5 In the case where a development has been undertaken without a building consent, not process an application for certificate of acceptance for building work already done.

Security

3.3.2 The Council may register any development contributions under the Statutory Land Charges Registration Act 1928 as a charge on the title of the land in respect of which the development contributions were required, as provided for in section 208 of the Local Government Act 2002.

4 Transitional provisions

4.1 Effective date

4.1.1 Any application for resource consent or building consent or application for service connection received by the Council on or after 1 July 2005 will be required to pay any development contributions payable under this Policy. This requirement is subject to the exception in paragraph 4.3 below.

4.2 Amendments

4.2.1 If :

- An application for resource consent that was lodged prior to 1 July 2005 is amended; or
- An application is made to amend a condition of resource consent (where the application for that resource consent was lodged prior to 30 June 2005)

and the amendment results in an increase in the total EHU assessment from that which would have been applicable (had this Policy been applied to the development) then this Policy will apply to the increase in EHUs for the total development.

4.3 Transitional provision for developments that applied for resource consent prior to 1 July 2005

4.3.1 Subject to the proviso below, development contributions will not be required on any resource consent, building consent, or service connection where the applicant can satisfy the Council that all of the following conditions are met:

- (a) The Council has already granted resource consent for the development, (and the application for that resource consent was lodged prior to 30 June 2005)
- (b) The subsequent application for resource consent, building consent or service connection is:
 - For the identical development as the activity authorised in the resource consent in (a) above; and
 - Is applied for in order to give effect to the resource consent in (a) above.
- (c) One of the following apply:
 - There was no jurisdiction to impose a financial contribution under the District Plan when the resource consent application lodged prior to 1 July 2005 was granted; or
 - If there was jurisdiction to impose a financial contribution under the District Plan when the resource consent application lodged prior to 1 July 2005 was granted, either (i) there is a specific decision of the Council not to impose a financial contribution; or (ii) if a condition of consent has been imposed on the development under section 108(2)(a) of the Resource Management Act 1991 requiring a financial contribution to be paid, and the condition has been satisfied in full.
- (d) The subsequent application for resource consent, building consent or service connection is received by the Council within five years of the date that the resource consent received prior to 1 July 2005 was granted, or the resource consent received prior to 1 July 2005 has been given effect to.

Proviso: even where section 4.3.1 otherwise applies, if a subsequent application results in an increase in EHUs, development contributions will be payable in accordance with section 4.2.1 above.

4.3.2 For the purposes of 4.1.1 and 4.3.1, if an application lodged prior to 1 July 2005 was rejected under s88(3) of the Resource Management 1991 or s48(1) of the

Building Act 2004, it is deemed not to have been received by the Council prior to 1 July 2005.

Exemption from the application of this Policy

- 4.3.3 The Council's own developments are exempt from being liable to pay development contributions. For the avoidance of doubt, this exemption does not apply to Council organisations, Council-controlled organisations or Council controlled trading organisations.

5 Definitions

In this Policy:

Actual increased demand means the demand created by the most intensive non residential use(s) likely to become established in the development within 10 years from the date of the application.

Allotment has the meaning given to it in section 218(2) of the Resource Management Act 1991, and '**lot**' has the same meaning.

Community facilities mean reserves, network infrastructure or community infrastructure for which development contributions may be required in accordance with section 199 of the Local Government Act 2002.

Community infrastructure means:

- (a) land, or development assets on land, owned or controlled by the Council to provide public amenities; and
- (b) includes land that the Council will acquire for that purpose.

Development means:

- (a) any subdivision or other development that generates a demand for reserves, network infrastructure, or community infrastructure; but
- (b) does not include the pipes or lines of a network utility operator.

Development contribution means a contribution:

- (a) provided for in this Policy; and
- (b) calculated in accordance with the methodology.

Development Contribution Policy means this Policy on development contributions included in the Council's long term council community plan (LTCCP) under section 102(4) (d) of the Local Government Act 2002.

Equivalent Household Unit ('EHU') means:

Type of development:	EHU assessment based on:
Residential development	▪ 1 EHU per household unit (other than a one-bedroom household unit)
Fee simple subdivision	▪ 1 EHU per allotment
Non residential development	▪ 1 EHU for every 55m ² of gfa

Greenfield development means: a proposal that creates new residential or rural residential areas, and without limiting this definition in anyway, includes residential or rural residential development on land that was zoned rural, or open space. It also includes land that was zoned residential within the land areas to which appendices 12 to 14 and 16 to 22 apply in the operative District Plan as at

1 July 2005.¹ For the avoidance of doubt, developments falling within this definition are also required to pay citywide and catchment based (ie local) reserves.

Gross floor area (gfa) is the sum of all floors of all buildings on a site, measured from the face of exterior walls, or from the centre lines of walls separating two buildings. In particular, gross floor area includes:

- lobbies at each floor
- floor space in interior balconies and mezzanines
- all other floor space not specifically excluded.

The gross floor area of a building shall not include:

- elevator shafts and stairwells
- uncovered stairways
- floor space in terraces(open or roofed), external balconies, breezeways, porches
- areas used for vehicle parking and vehicle circulation, lift towers and machinery rooms
- switchboard areas / plant rooms.

Household unit means a home or residence that is a self-contained unit includes kitchen and bathroom facilities of any nature and is physically separated, or capable of being separated, from any other household unit.

Methodology means the methodology for calculating development contributions set out in schedule 13 to the Local Government Act 2002.

Network infrastructure means the provision of roads and other transport, water, wastewater, and stormwater collection and management.

Network utility operator has the meaning given to it by section 166 of the Resource Management Act 1991.

Non residential development means any development that falls outside the definition of residential development in this policy.

One-bedroom household unit means a household unit that has not more than two rooms excluding a kitchen, laundry, bathroom, toilet or any room used solely as an entranceway, passageway or garage . This includes studio apartments.

Residential development means the development of premises for any domestic or related purpose for use by persons living in the premises alone or in family and /or non-family groups (whether any person is subject to care, supervision or not), and residential activity has the same meaning. For the avoidance of doubt, residential development does not include:

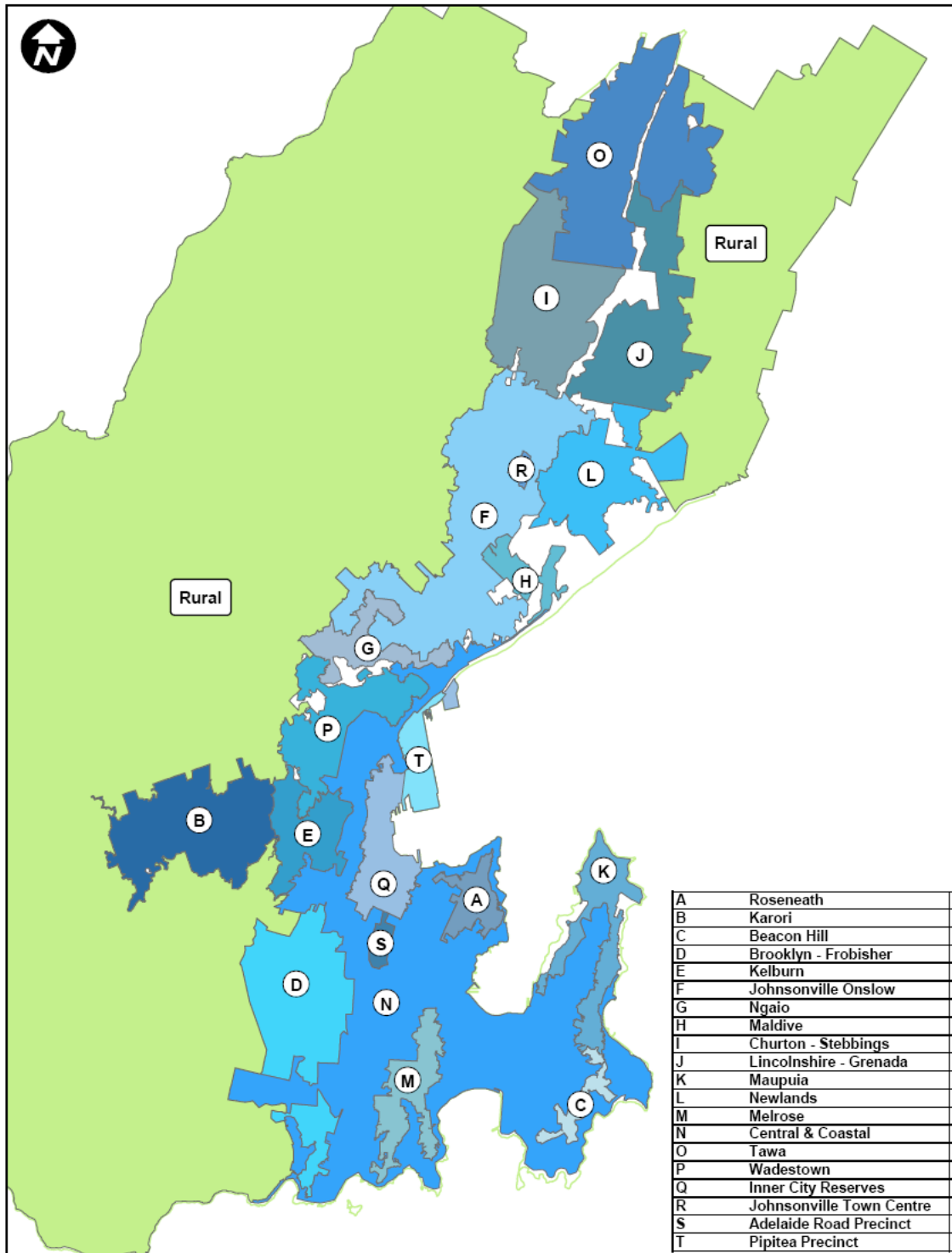
- work from home, hotels, motels, camping grounds, motor camps or other premises where residential accommodation for five or more travellers is offered at a daily tariff; or

¹ For example, if land to be developed was zoned rural in the District Plan as of 1 July 2005 the subdivision will be treated under the Development Contributions policy as a ‘Greenfield development’.

- rest homes, hostel accommodation or similar premises that provide shared or communal facilities (and residential activity, and use, has the same meaning).

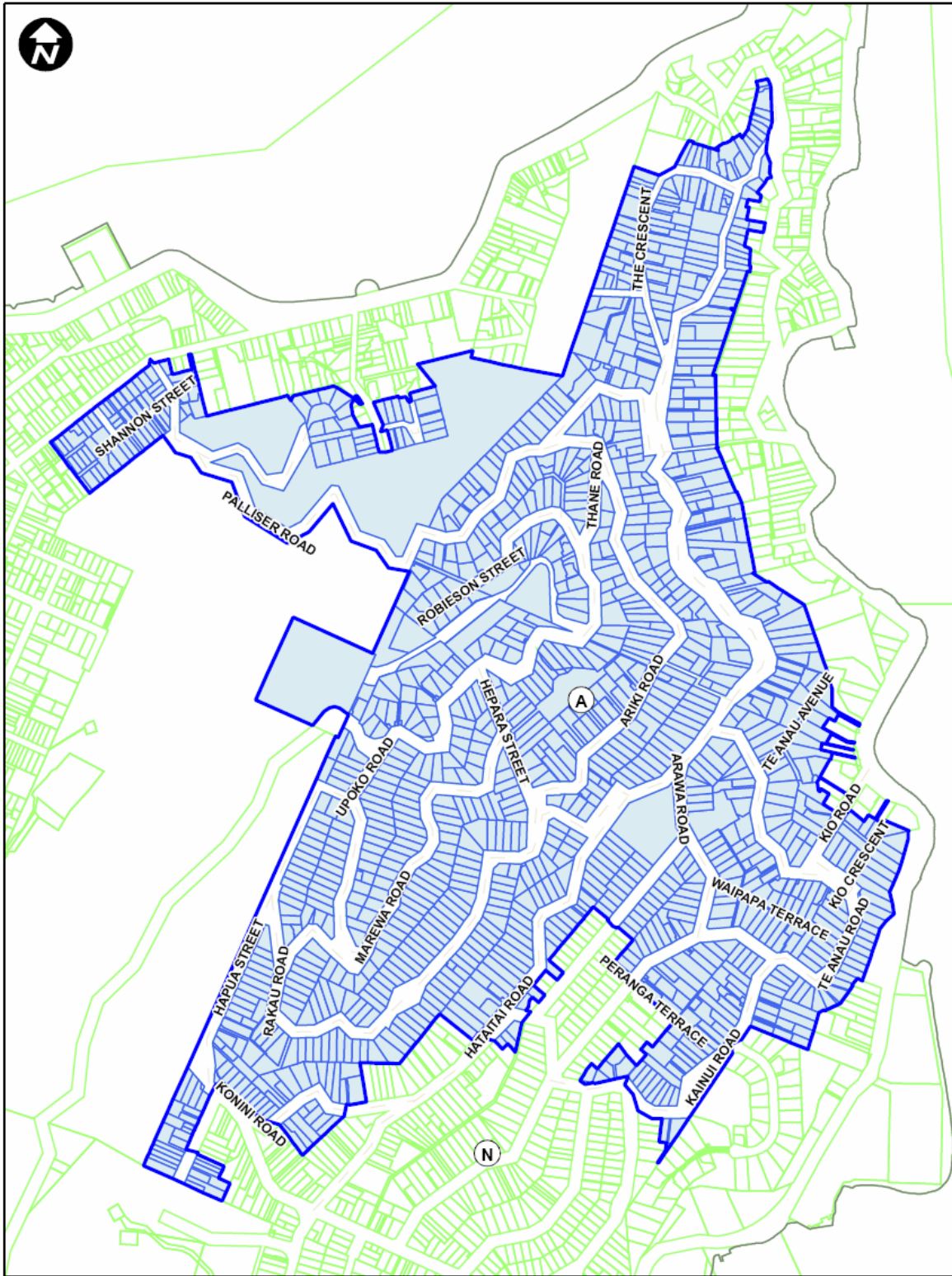
Service connection means a physical connection to a service provided by, or on behalf of, the Council.

6 Maps of development contributions catchment areas



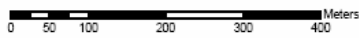
Contribution Zones

Council Staff will work out the exact amount payable when your development is assessed and can assist you to calculate what may be payable on a planned development if you need that information in advance to help with your planning. More detailed maps are available in the policy.



A: Roseneath

1:7,500



DATA STATEMENT

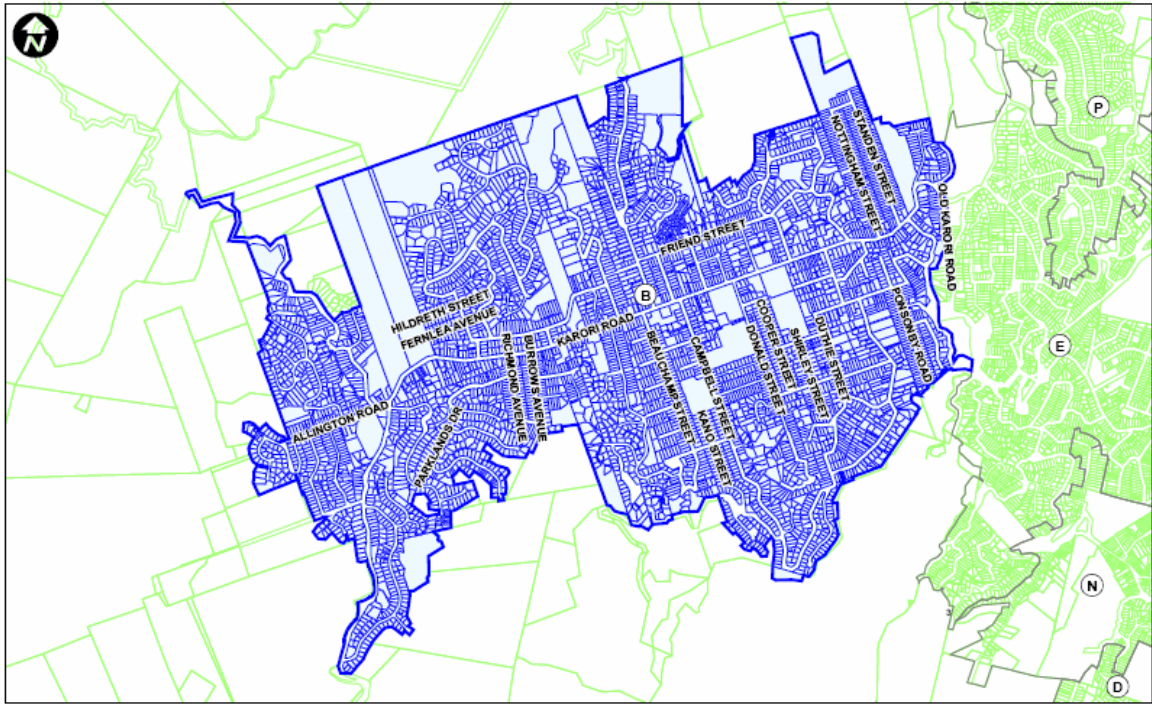
Property boundaries
Land Information NZ
License 500025212
© Crown Copyright reserved
Accuracy in urban areas: +/- 1m
Accuracy in rural areas: +/- 30m

Other data has been
compiled from a
variety of sources and
its accuracy may vary

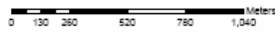
Any content displayed
are only approximate
and shall not be used for
detailed engineering design

Colour Orthophotography 1:500
From Mar 2005 owned by
Wellington City Council

**Absolutely
POSITIVELY**
We Have it Done
WELLINGTON CITY COUNCIL



B: Karori



1:18,000

DATA STATEMENT

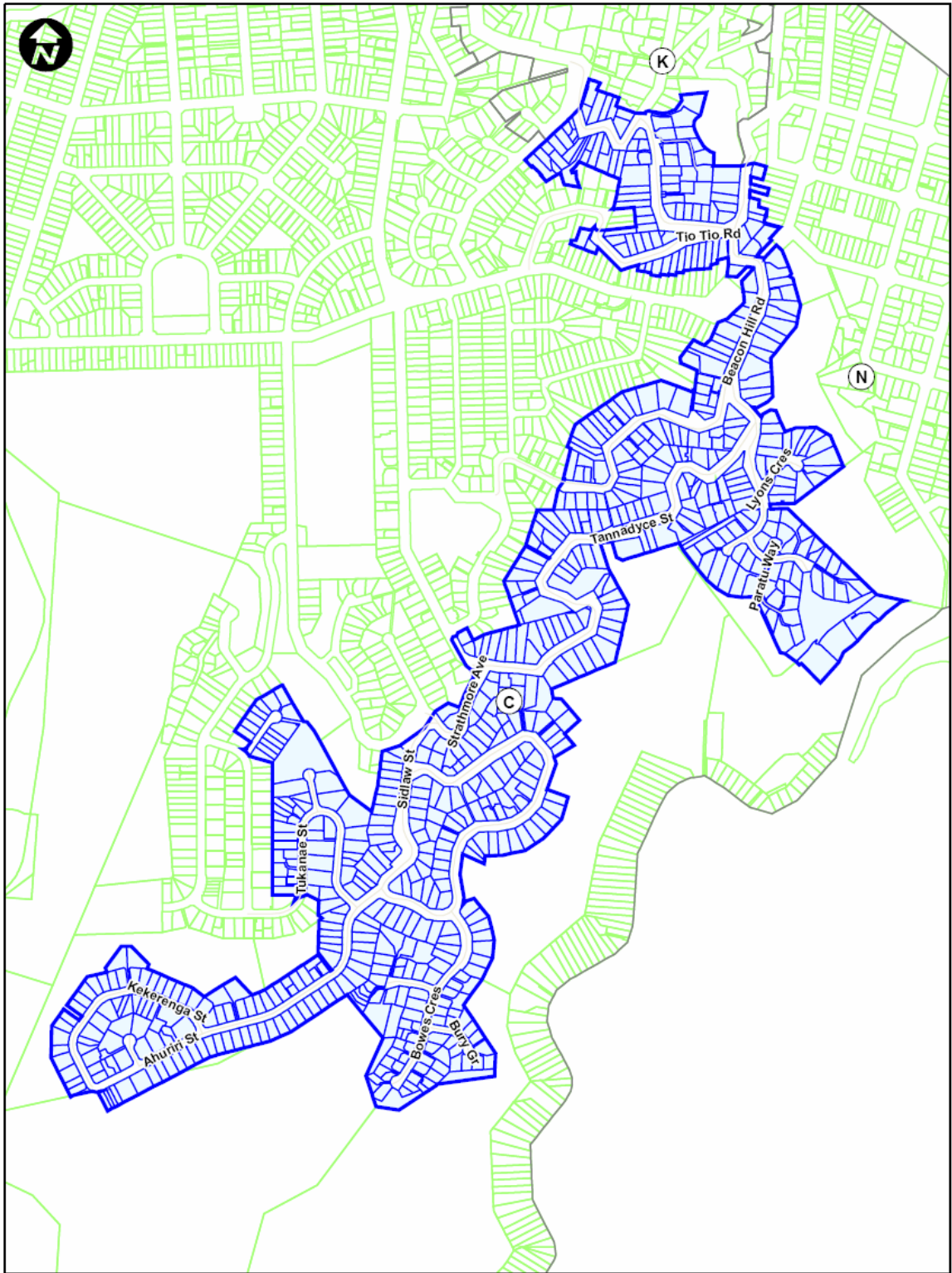
Property boundaries
Land Information
Landscape
Other data has been
compiled from a
variety of sources and
is shown only as
reference only only
accuracy is not stated as 100%

Topographic data
Wellington City Council
A.C. copyright reserved
Accuracy of 100%

Any features displayed
are only approximate
and should not be used for
design or engineering works

Colour: Orthorectified 1:800
Scale: A4, 1000 dpi
Wellington City Council

Absolutely
POSITIVELY
We have to Positively
Wellington City Council



DATA STATEMENT

Property boundaries
 Land Information NZ
 Licence LIMDC65472
 Crown Copyright reserved
 Accuracy in urban areas: +/-1m
 Accuracy in rural areas: +/-30m

Other data has been
 compiled from a
 variety of sources and
 its accuracy may vary


Topographic data:
 Wellington City Council
 WCC copyright reserved
 Accuracy: +/- 20cm

Any contours displayed
 are only approximate
 and must not be used for
 detailed engineering design

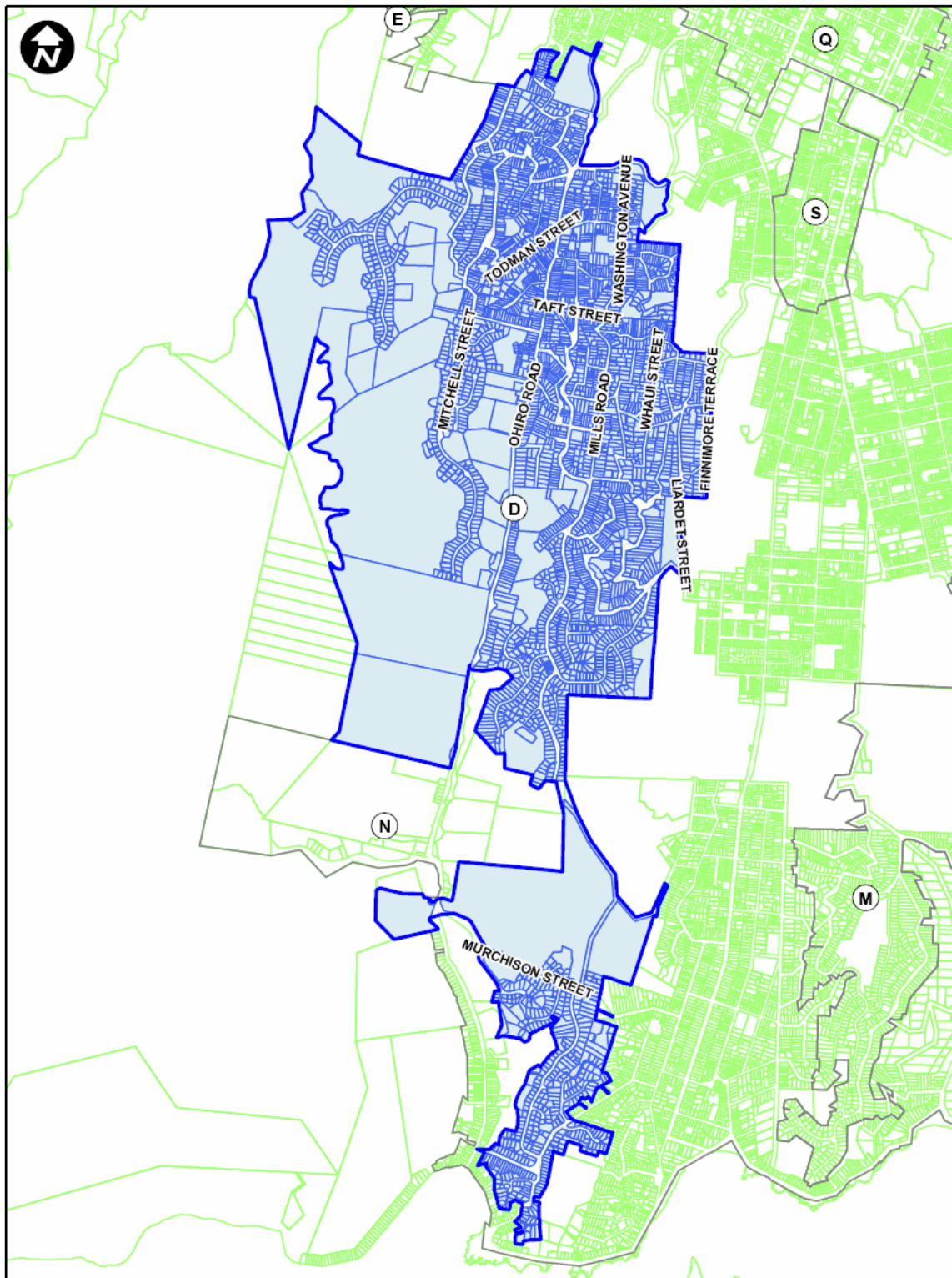
Colour Orthophotography 1:500
 from Mar 2008 owned by
 Wellington City Council

C: Beacon Hill

1:8,500




Absolutely
POSITIVELY
 We Mean It. Positive.
 WELLINGTON CITY COUNCIL **Wellington**



D: Brooklyn - Frobisher

1:22,000



DATA STATEMENT

Property boundaries
Land Information NZ
License 1000052670
Other Copyright reserved
Accuracy in urban areas: +/- 1m
Accuracy in rural areas: +/- 10m

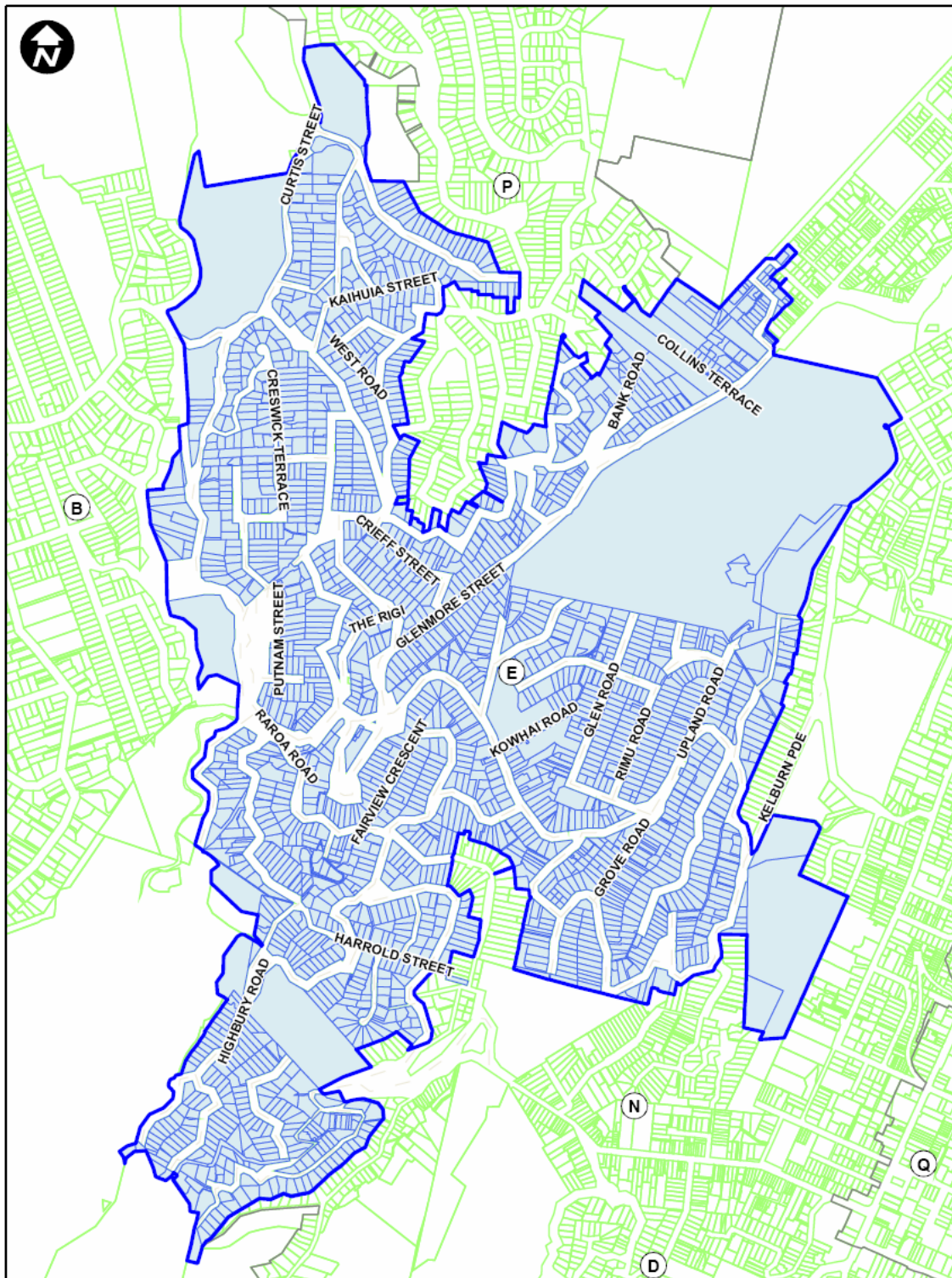
Other data has been
sampled from a
variety of sources and
its accuracy may vary

Topographic data:
Wellington City Council
WCC copyright reserved
Accuracy: +/- 20m

Any content displayed
is only approximate
and must not be used for
critical engineering design

Colour Orthophotography 1:500
from Mar 2000 owned by
Wellington City Council

**Absolutely
POSITIVELY
Wellington**
We have to please
WELLINGTON CITY COUNCIL



DATA STATEMENT
 Property boundaries
 Land Information NZ
 Licence VMW02/24/772
 Crown Copyright reserved
 Accuracy in urban areas: $\pm 0.1m$
 Accuracy in rural areas: $\pm 0.3m$


Other data has been
 compiled from a
 variety of sources and
 its accuracy may vary

Any contours displayed
 are only approximate
 and must not be used for
 detailed engineering design

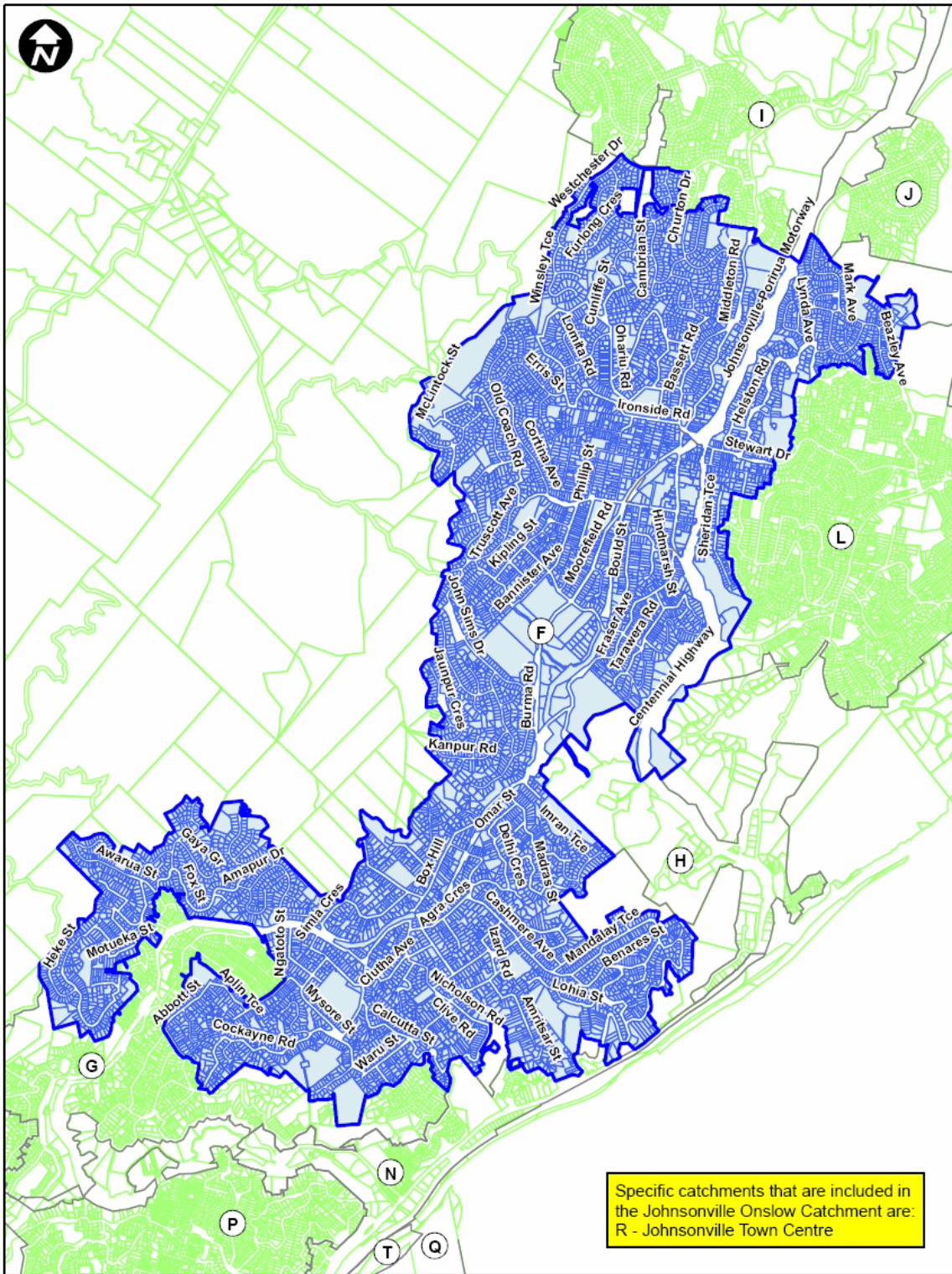
Colour Orthophotography 1:500
 from May 2014 provided by
 Wellington City Council

E: Kelburn

1:10,000




**Absolutely
 Positively**
 He Kōwhiri o Pōneke
 WELLINGTON CITY COUNCIL Wellington



F: Johnsonville - Onslow

1:27,000

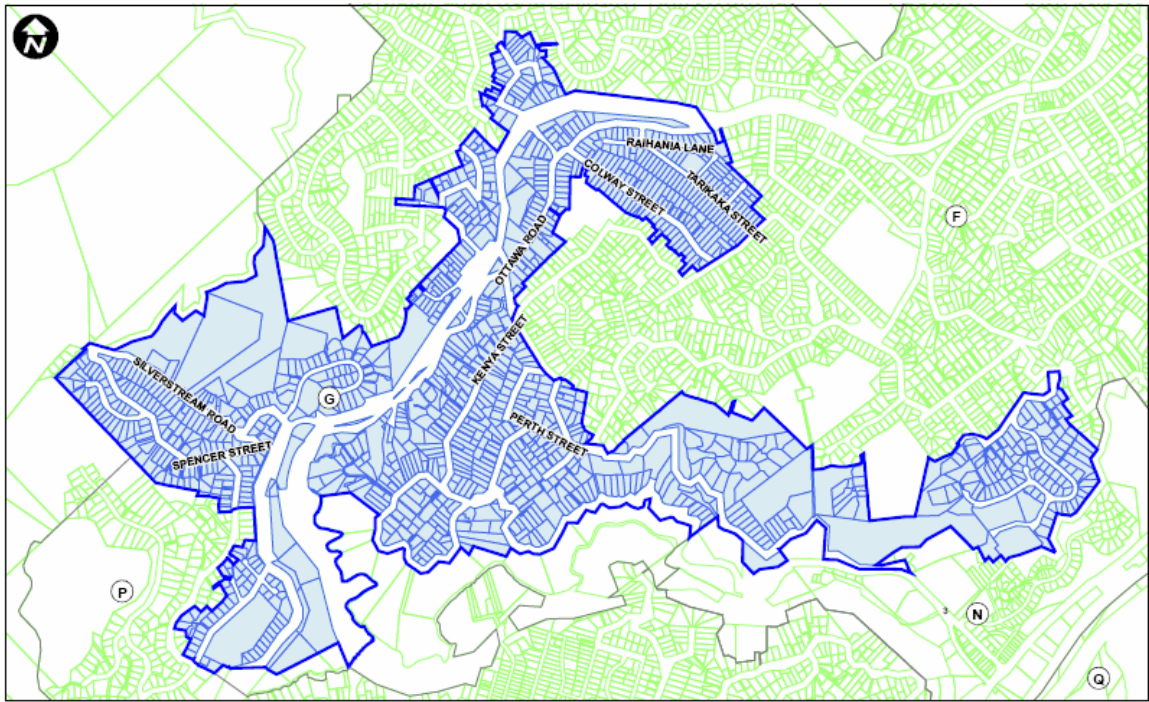


SKINZ STATIONERY
 Prepared by:
 Land Information NZ
 Licence 1000012012
 Crown Copyright reserved
 Accuracy in urban areas: ±10m
 Accuracy in rural areas: ±100m

Other data has been
 compiled from a
 variety of sources and
 its accuracy may vary

Any content displayed
 are only approximate
 and must not be used for
 detailed engineering design

Absolutely
POSITIVELY
 We Make it Possible
WELLINGTON CITY COUNCIL
Wellington



DATA ESTABLISHMENT

Property boundaries
Land Information NZ
Landscape Information NZ
Crown of New Zealand
Crown of New Zealand
Accuracy to 1:10,000 scale
Accuracy to 1:10,000 scale

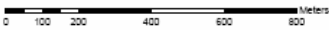
Other data has been
compiled from a
variety of sources and
its accuracy may vary

Topographic data
MapInfo 2000
NZCA 2000
Accuracy to 1:10,000

Any features displayed
are only approximate
and may not be used for
intended engineering purpose

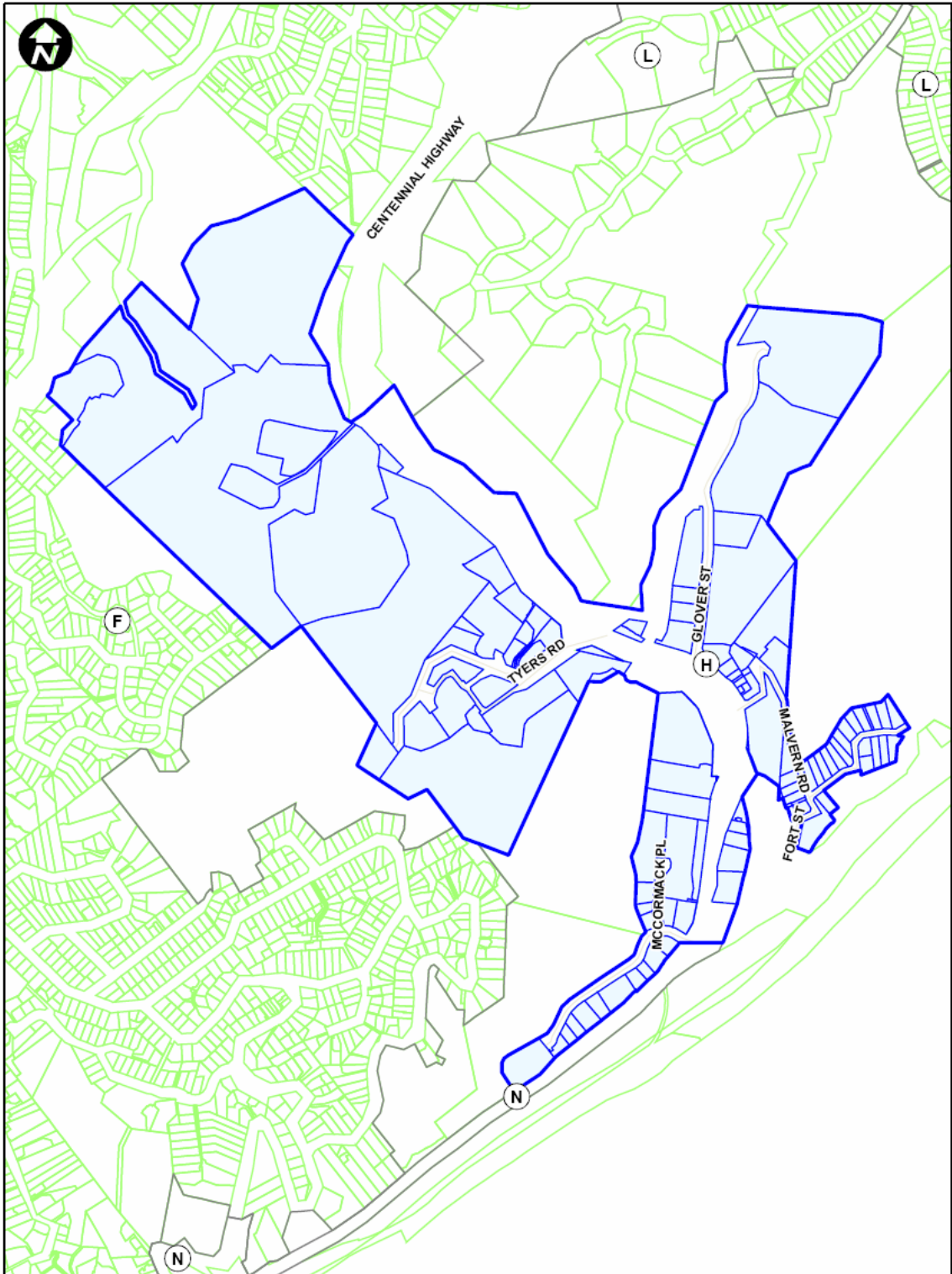
Colour: 2000
Copyright © 2000
Wellington City Council

G: Ngaio



1:11,000

**Absolutely
POSITIVELY
THE STORY OF PŌKERE
WELLINGTON CITY COUNCIL Wellington**



DATA STATEMENT
 Property boundaries
 Land Information NZ
 © Crown Copyright reserved
 Accuracy in urban areas: $\pm 0.1m$
 Accuracy in rural areas: $\pm 0.3m$

Other data has been
 compiled from a
 variety of sources and
 its accuracy may vary


Topographic data:
 Wellington City Council
 SMC copyright reserved
 Accuracy: $\pm 50m$

Any contours displayed
 are only approximate
 and must not be used for
 detailed engineering design

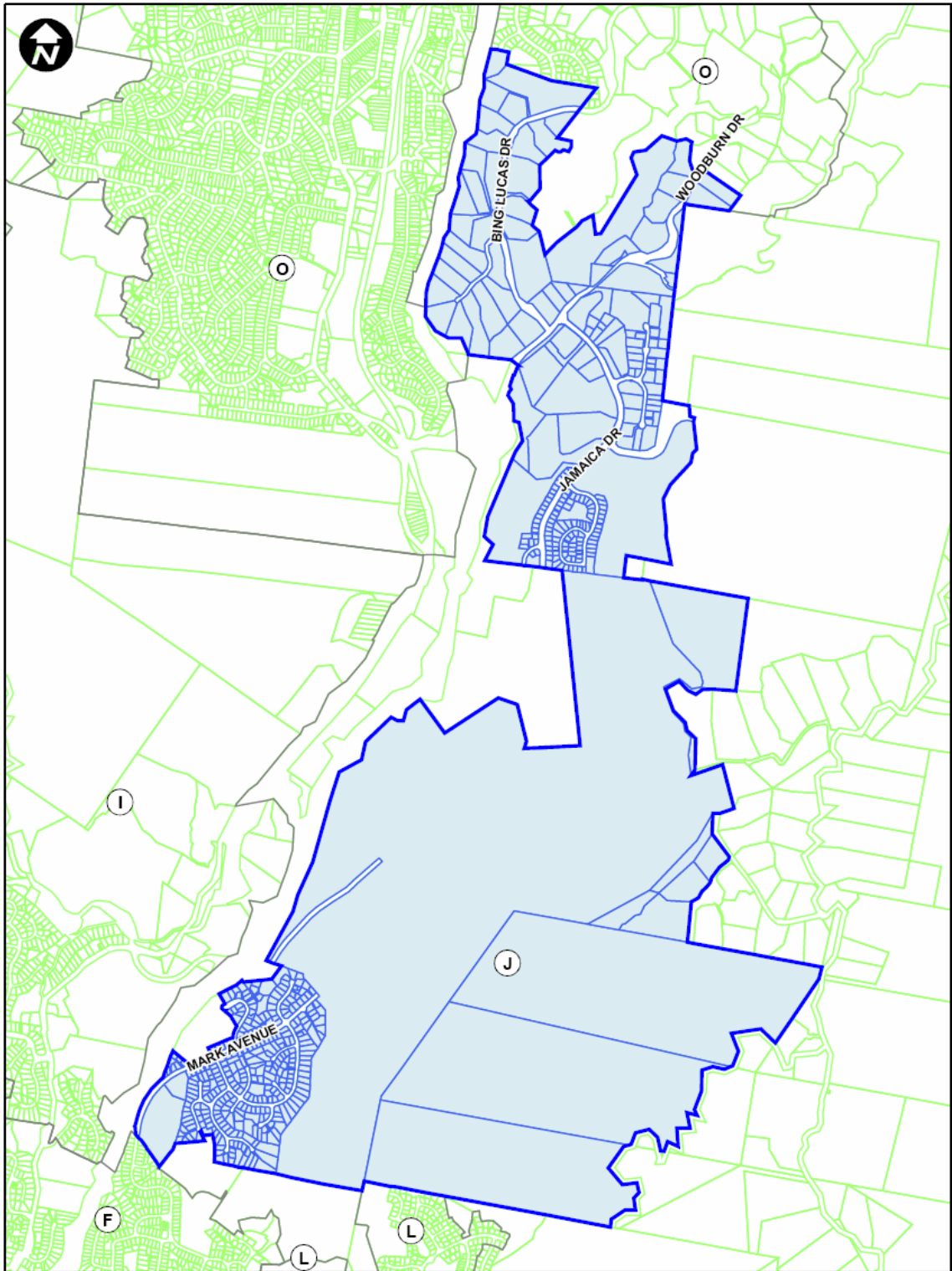
Cultural Orthophotography 1:500
 Issue Mar 2006 owned by
 Wellington City Council

H: Maldive

1:9,000



Absolutely
POSITIVELY
 We Work as One
Wellington
 WELLINGTON CITY COUNCIL



J: Lincolnshire - Grenada

1:19,000



DATA STATEMENT
 Property boundaries
 Land Information NZ
 Licence VM00625172
 Crown Copyright reserved
 Accuracy in urban areas: +/- 1m
 Accuracy in rural areas: +/- 30m

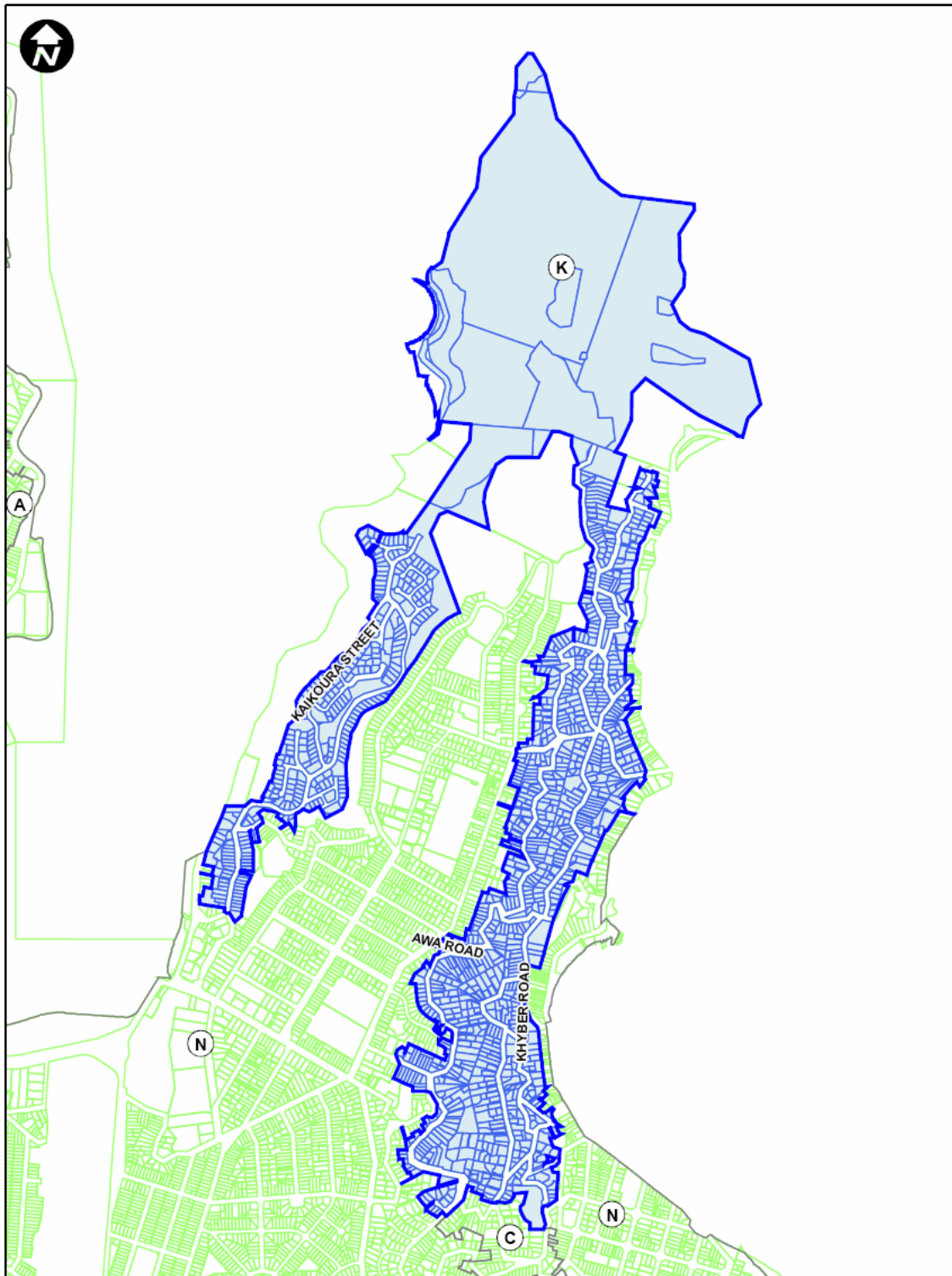
Other data has been
 compiled from a
 variety of sources and
 its accuracy may vary

Topographic data:
 Wellington City Council
 VACC copyright reserved
 Accuracy: +/- 50m

Any contours displayed
 are only approximate
 and must not be used for
 detailed engineering design

Colour Orthophotography © 2000
 Four Mile 2000 owned by
 Wellington City Council

Absolutely
POSITIVELY
 We Move as One
Wellington
 WELLINGTON CITY COUNCIL



DATA STATEMENT

Property boundaries
 Last updated by MC
 Licence WANG050412
 Crown Copyright reserved.
 Accuracy in urban areas: ±1m
 Accuracy in rural areas: ±100m

Other data has been
 compiled from a
 variety of sources and
 its accuracy may vary

Topographic data
 Wellington City Council
 NZC1 copyright reserved
 Accuracy: ±1.50m

Any content displayed
 are only approximate
 and must not be used for
 detailed engineering design

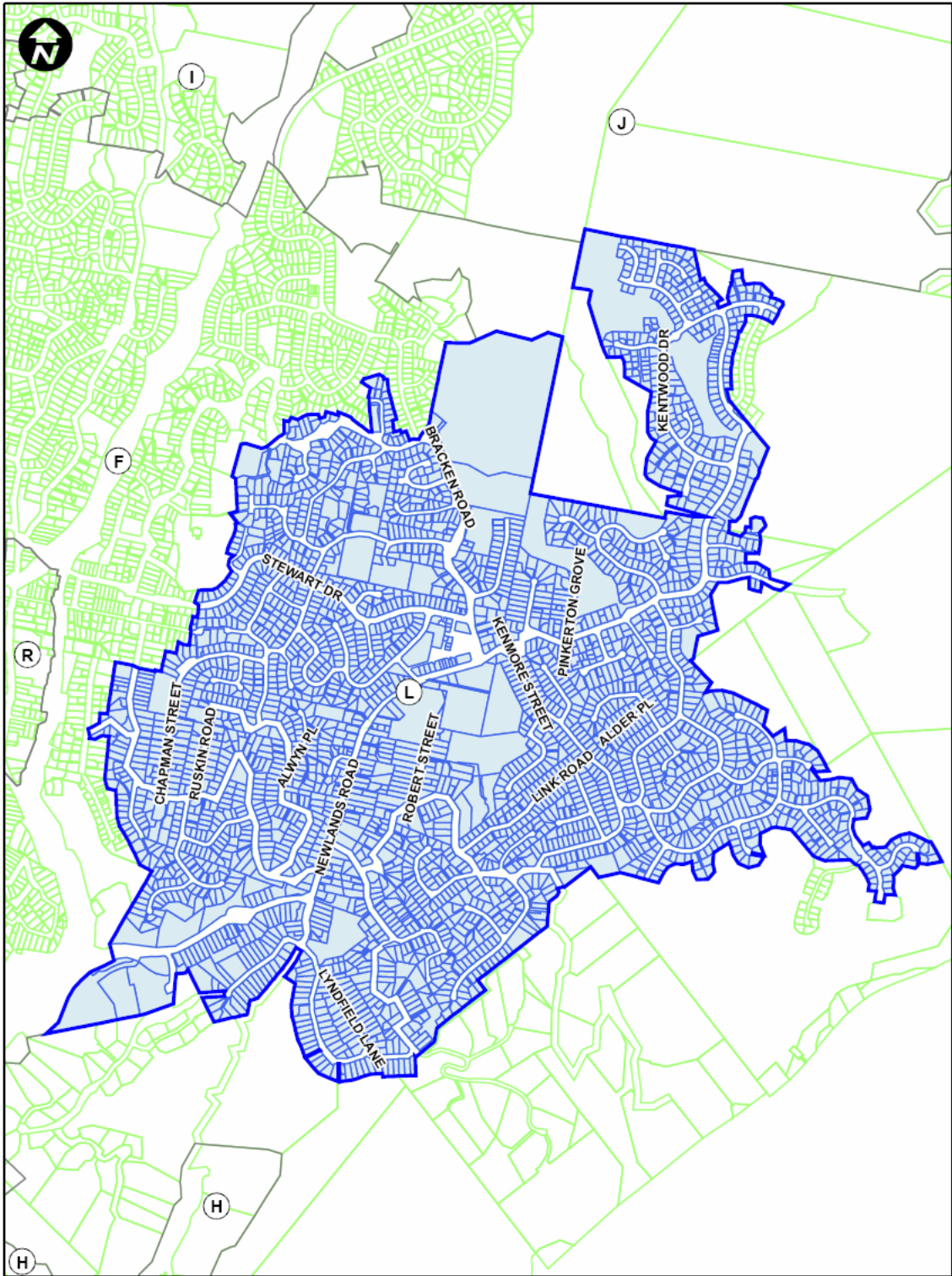
Colour Orthophotography 1:500
 Date: Mar 2005 provided by
 Wellington City Council

K: Maupuia

1:17,000



Absolutely
POSITIVELY
 We Make it PREFER
 WELLINGTON CITY COUNCIL **Wellington**



DATA STATEMENT
 Property boundaries
 Land Information NZ
 Licence VMO655672
 Crown Copyright reserved
 Accuracy to 1:10,000
 Accuracy in rural areas: +/-30m

Other data has been
 compiled from a
 variety of sources and
 its accuracy may vary

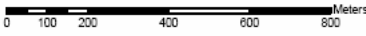
Topographic data
 Wellington City Council
 NZCC Copyright reserved
 Accuracy +/- 50m

Any content displayed
 are only approximate
 and may not be used for
 detailed engineering design

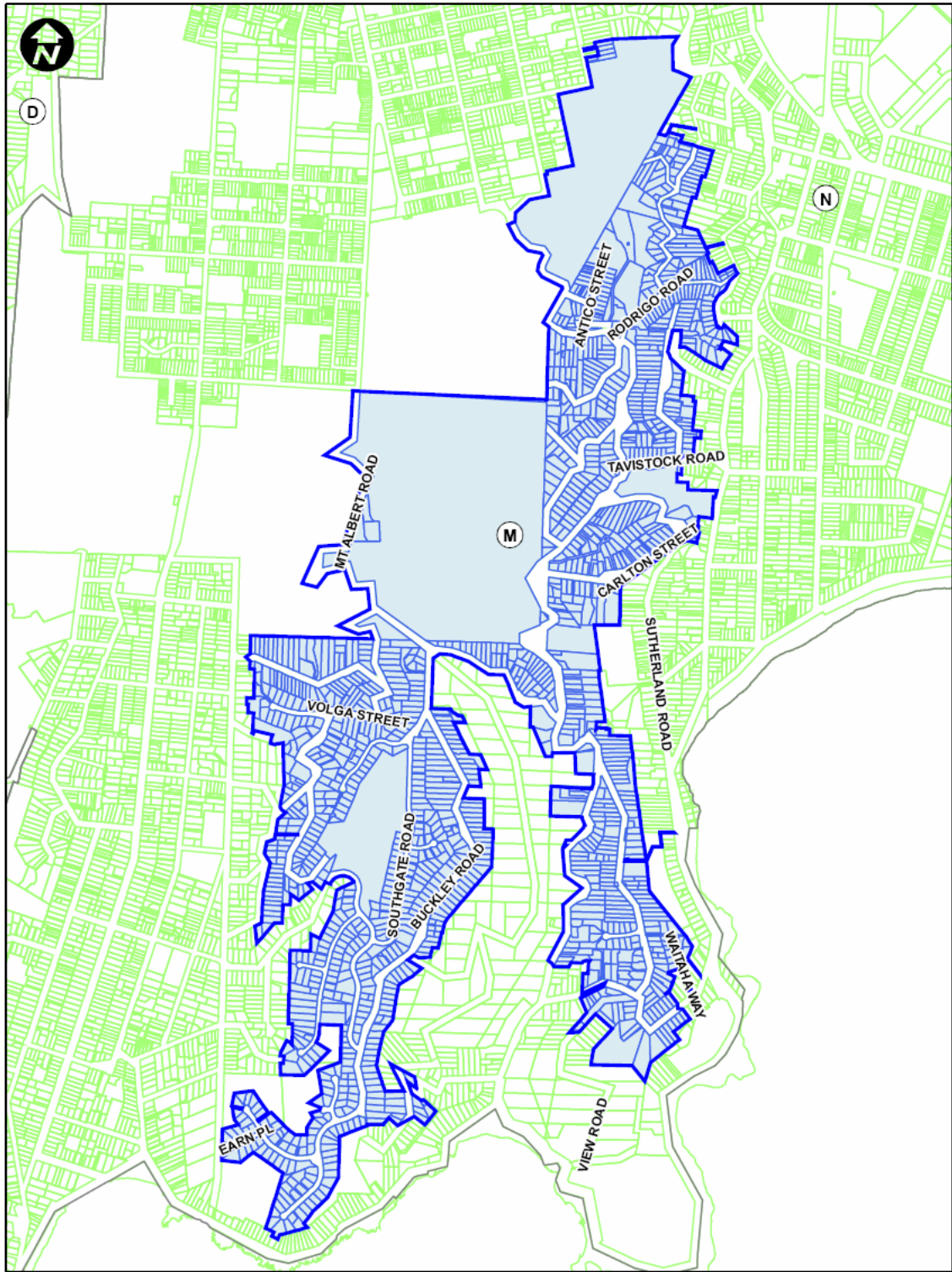
Colour Orthophotography 1:500
 From May 2008 received by
 WCC per C/N Council

L: Newlands

1:14,000



**Absolutely
 POSITIVELY
 Wellington**
 We Move up Pōneke
 WELLINGTON CITY COUNCIL



DATA STATEMENT
 Property boundaries
 Land Information NZ
 Licence VM000252712
 Crown Copyright reserved
 Accuracy in urban areas: +/- 1m
 Accuracy in rural areas: +/- 10m

Other data has been
 compiled from a
 variety of sources and
 its accuracy may vary


Topographic data:
 Wellington City Council
 NZCC copyright reserved
 Accuracy: +/- 50cm

Any contour displayed
 are only approximate
 and must not be used for
 detailed engineering design

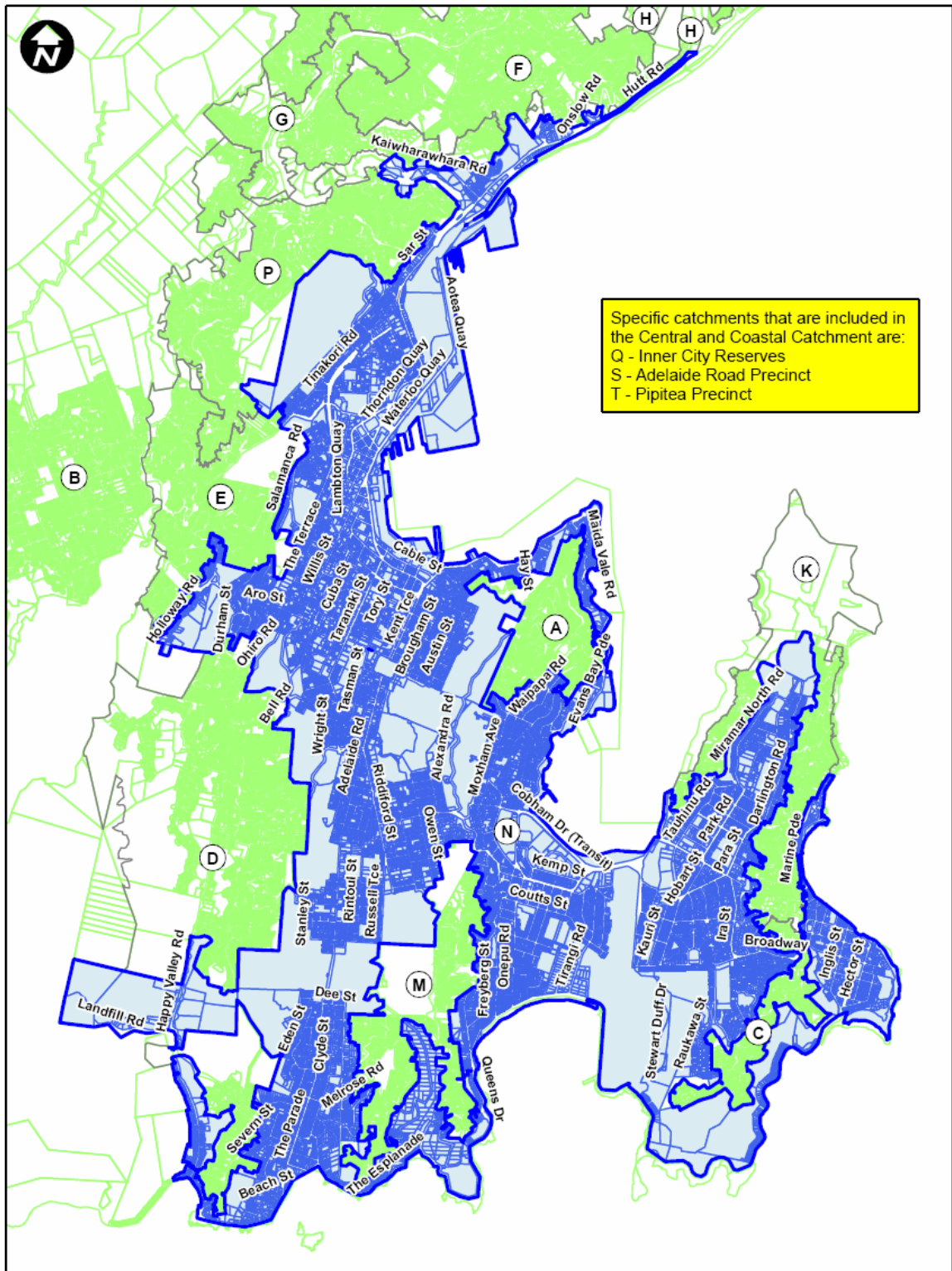
Colour Orthophotography 1:500
 From May 2005 created by
 Wellington City Council

M: Melrose

1:13,000



**Absolutely
 POSITIVELY**
 We Have a Plan! **Wellington**
 WELLINGTON CITY COUNCIL

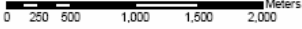


DATA STATEMENT
 Property boundaries
 Land Information NZ
 Licence 1000000000000000
 Crown Copyright reserved
 Accuracy in urban areas: +/- 1m
 Accuracy in rural areas: +/- 3m

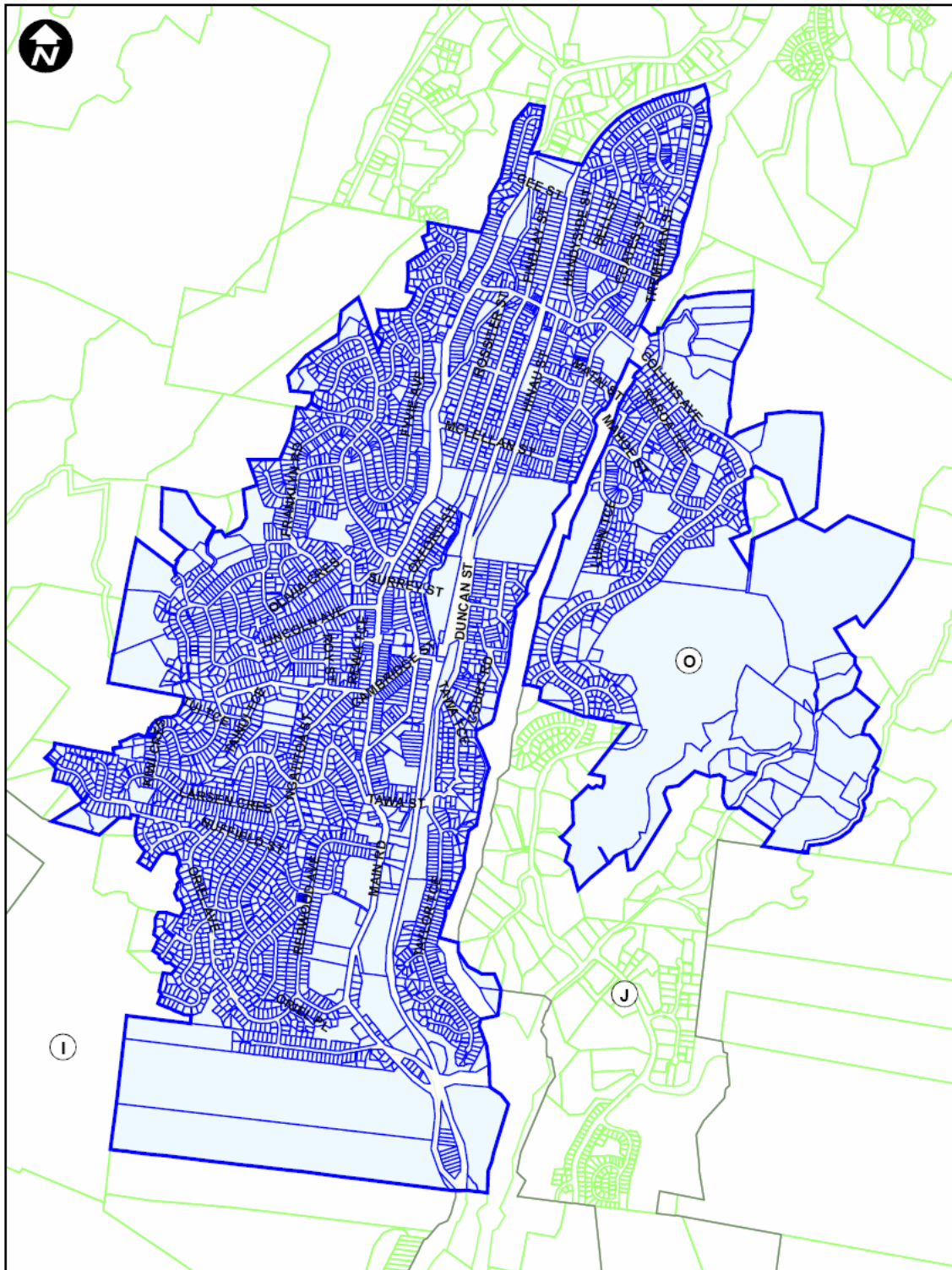
Other data has been
 compiled from a
 variety of sources and
 its accuracy may vary
 Any contours displayed
 are only approximate
 and must not be used for
 detailed engineering designs
 Colour Orthophotography 1:500
 Date: Mar 2009 owned by
 Wellington City Council

N: Central & Coastal

1:45,000



Absolutely
POSITIVELY
 We Move to Pōneke
 WELLINGTON CITY COUNCIL **Wellington**



DATA STATEMENT
 Property boundaries
 Land Information NZ
 Licence WAI002 (S212)
 Crown Copyright reserved
 Accuracy to urban areas: +/- 1m
 Accuracy to rural areas: +/- 100m

Other data has been
 compiled from a
 variety of sources and
 its accuracy may vary

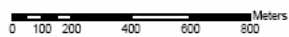
Topographic data
 Wellington City Council
 NZCC copyright reserved
 Accuracy: +/- 50m

Any content displayed
 are only approximate
 and must not be used for
 detailed engineering design

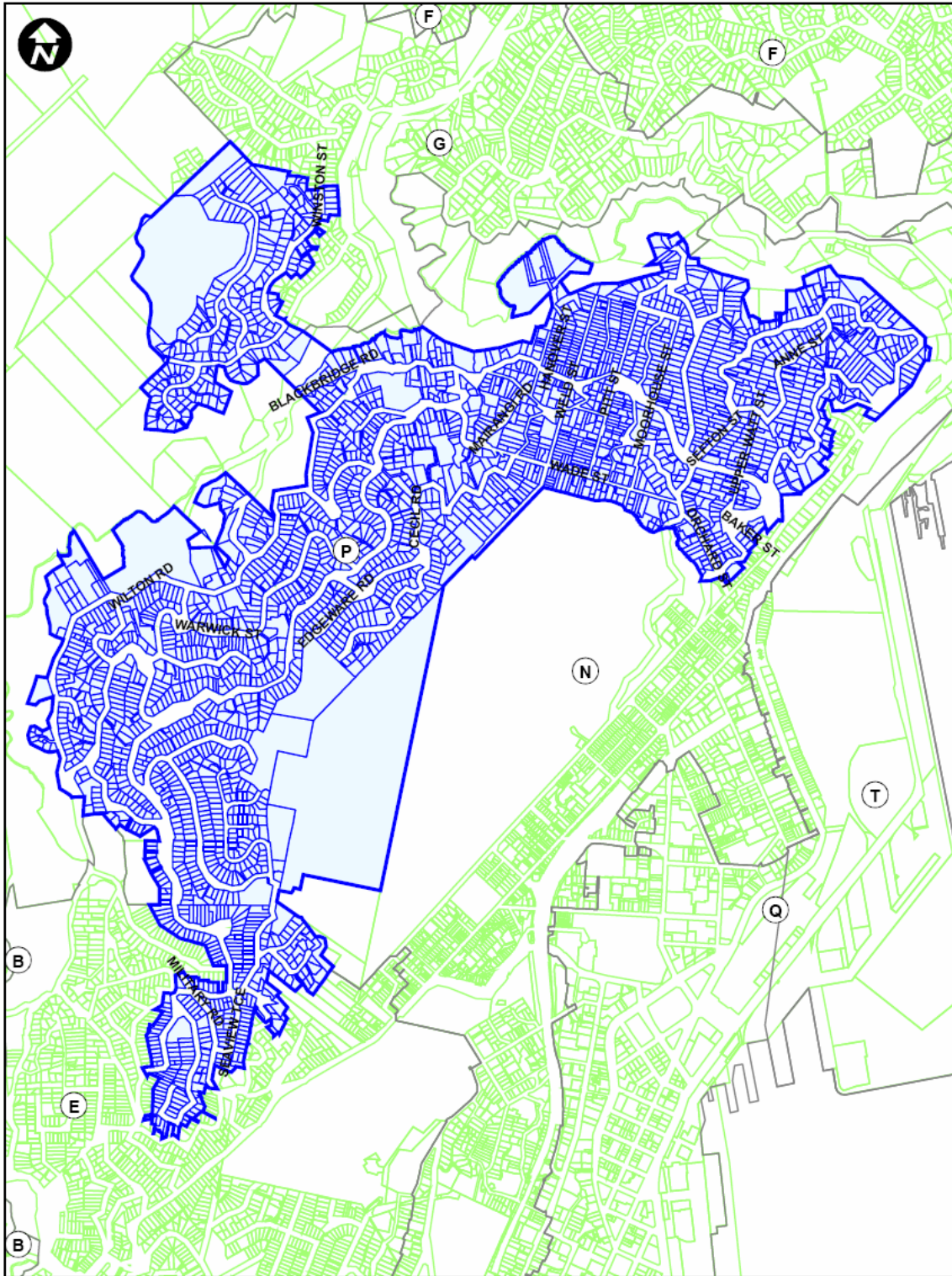
Colour Orthophotography 1:500
 from Mar 2005 received by
 Wellington City Council

O: Tawa

1:19,000



Absolutely
POSITIVELY
 We Move as One
 WELLINGTON CITY COUNCIL **Wellington**



DATA STATEMENT
 Property boundaries
 Land Information NZ
 Licence WMS025012
 Crown Copyright Reserved
 Accuracy in urban areas: $\pm 0.1m$
 Accuracy in rural areas: $\pm 0.30m$


Other data has been
 compiled from a
 variety of sources and
 its accuracy may vary

Any contours displayed
 are only approximate
 and must not be used for
 detailed engineering design

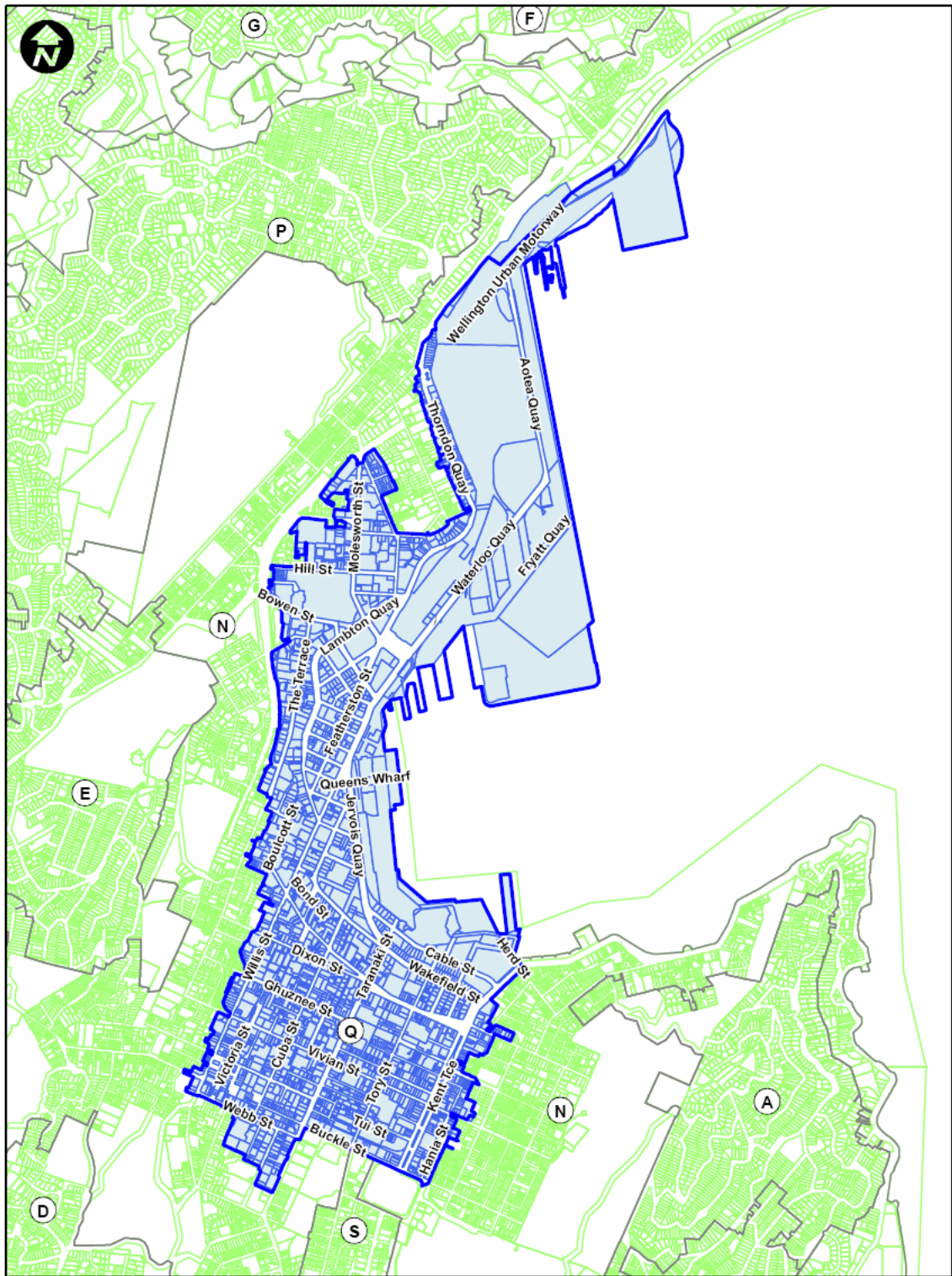
Colour Orthorectified 1:800
 Issue: Mar 2006 owned by
 Wellington City Council

P: Wadestown

1:15,000



Absolutely
POSITIVELY
 We have no Power Wellington
 WELLINGTON CITY COUNCIL



DATA STATEMENT
 Property boundaries
 Land Information NZ
 Licence V100005512
 Crown Copyright reserved
 Accuracy in rural areas: $\pm 1m$
 Accuracy in urban areas: $\pm 0.3m$


Other data has been
 compiled from a
 variety of sources and
 its accuracy may vary

Any content displayed
 are only approximate
 and must not be used for
 detailed engineering design

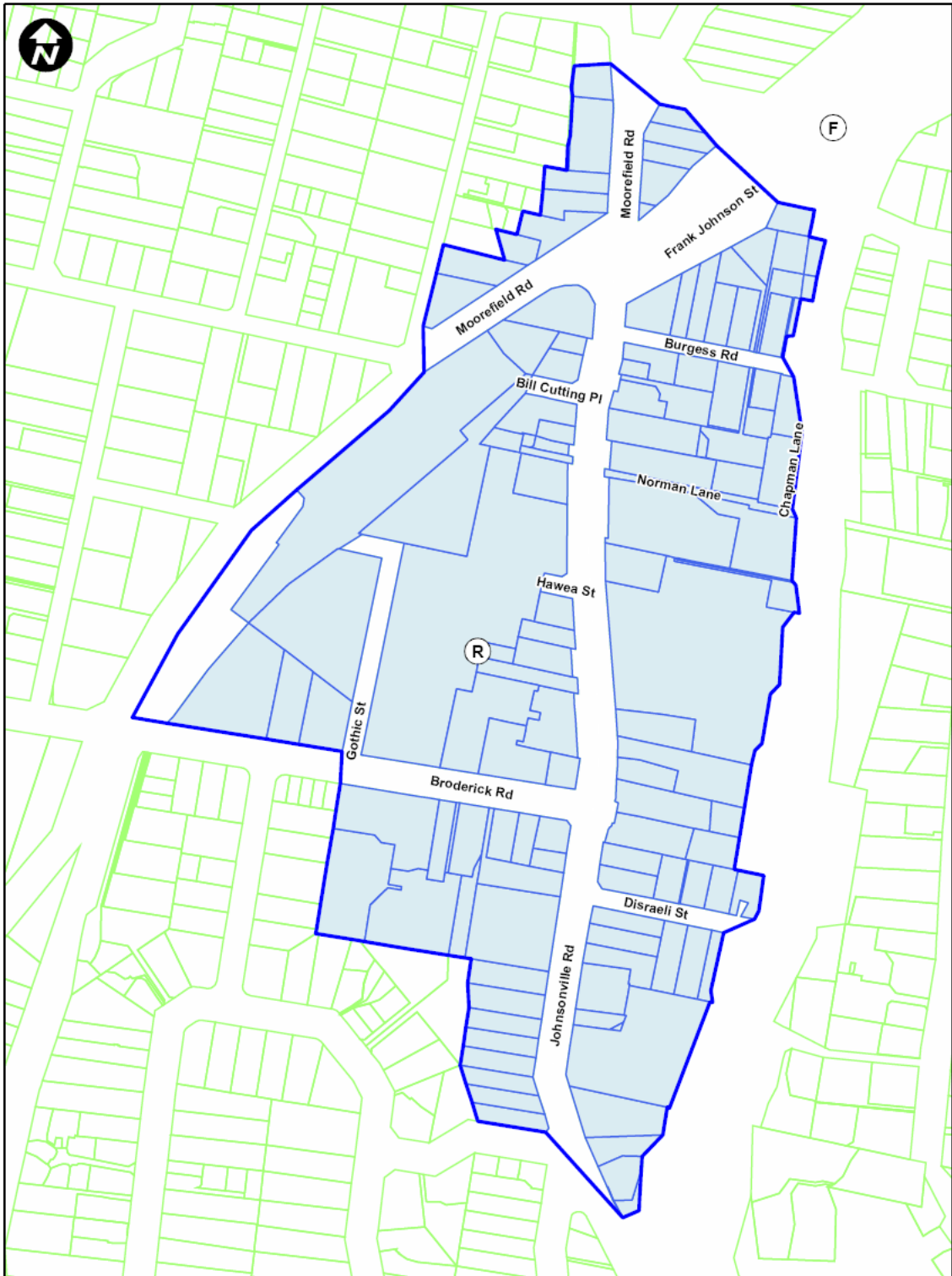
Colour Orthophotography 1:500
 Supp. Mar 2000 owned by
 Wellington City Council

Q: Inner City Reserves

1:20,000



Absolutely
POSITIVELY
 We Mean it. **Wellington**
 WELLINGTON CITY COUNCIL



DATA STATEMENT
 Property boundaries
 Land Information NZ
 Licence 1000025472
 Crown Copyright reserved
 Accuracy in rural areas: ±10m

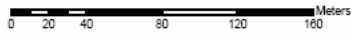
Other data has been
 compiled from a
 variety of sources and
 its accuracy may vary

Any content displayed
 are only approximate
 and must not be used for
 detailed engineering design

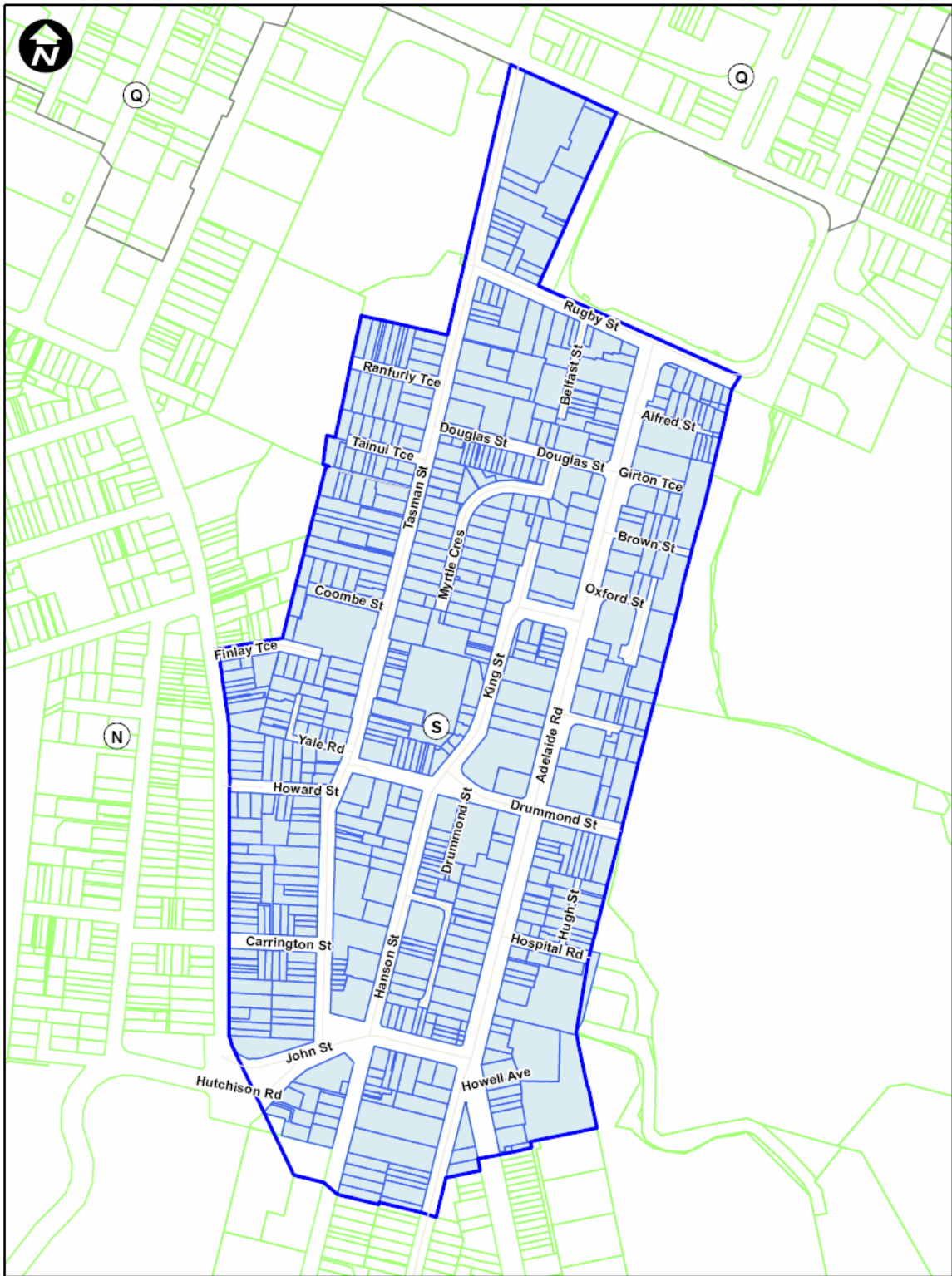
Colour Orthophotography 1:500
 Date: Mar 2006 owned by
 Wellington City Council

R: Johnsonville Town Centre

1:3,000



Absolutely
POSITIVELY
 THE PLACE TO DRINK
 WELLINGTON LEFT LOUNGE **Wellington**



DATA STATEMENT

Property boundaries
Land Information NZ
License 500025212
© Crown Copyright reserved
Accuracy in urban areas: +/- 1m
Accuracy in rural areas: +/- 5m

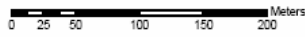
Other data has been
compiled from a
variety of sources and
its accuracy may vary

Any content displayed
are only approximate
and shall not be used for
detailed engineering design

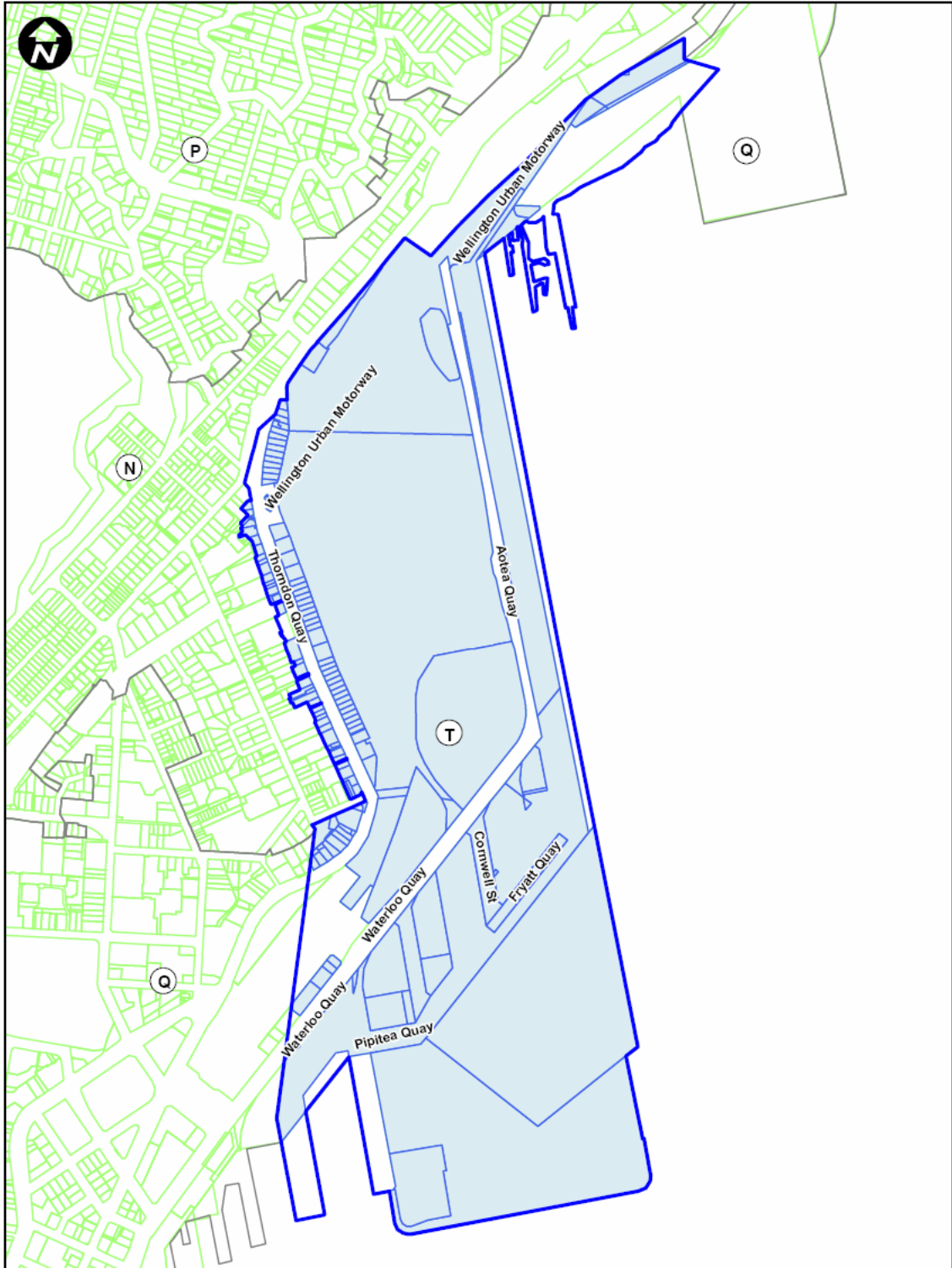
Colour Orthophotography 1:500
Date: Mar 2006 courtesy
Wellington City Council

S: Adelaide Road Precinct

1:4,500



Absolutely
POSITIVELY
We Make My Pōneke
WELLINGTON CITY COUNCIL **Wellington**



DATA STATEMENT

Property boundaries
Land Information NZ
License 10000535212
Cover: Copyright reserved
Accuracy in urban areas: ±1.5m
Accuracy in rural areas: ±3.0m

Other data has been
compiled from a
variety of sources and
its accuracy may vary


Topographic data:
Wellington City Council
WCC copyright reserved
Accuracy: ±1.0m

Any content displayed
are only approximate
and must not be used for
detailed engineering design

Colour Orthophotography 1:500
Cover: Mar 2009 owned by
Wellington City Council

T: Pipitea Precinct

1:9,000



**Absolutely
POSITIVELY**
We Move as One
WELLINGTON CITY COUNCIL **Wellington**

PART 2: SUBSTANTIVE POLICY

7 Basis for this Policy

7.1 Legislative requirements

7.1.1 This document sets out the Council's policy on development contributions under the Local Government Act 2002 (LGA 2002). Under section 102(4)(d) of the LGA 2002, the Council is required to adopt a policy on development contributions or financial contributions as a component of its funding and financial policies in its Long Term Council Community Plan ('LTCCP').

7.1.2 Section 198 of the LGA 2002 provides the Council with the power to require a contribution from developments.

7.1.3 This Policy has been prepared to meet the requirements for development contribution policies set out in sections 106, 197-211, and Schedule 13 of the LGA 2002. In summary, this Policy:

- Summarises and explains the capital expenditure identified in the 2009 to 2019 LTCCP that the Council expects to incur to meet the increased demand for network infrastructure (roads, water, wastewater and stormwater collection and management) and reserves resulting from growth; and
- States the proportion of that capital expenditure that will be funded by development contributions; and
- Explains the rationale for using development contributions as the funding mechanism (as opposed to other mechanisms such as financial contributions, rates, or borrowings); and
- Specifies the level of contribution payable in different parts of the city; and
- Specifies when a development contribution will be required; and
- Prescribes conditions and criteria applying for remission, postponement and refund of development contributions.

7.2 Relationship with financial contributions in the District Plan

7.2.1 This Policy is distinct from and in addition to the provisions in the District Plan that provide the Council the discretion to require financial contributions under the Resource Management Act 1991.

7.2.2 The Council will apply this Policy where a development contribution is payable for a particular purpose within a catchment and for all citywide contributions.

7.2.3 However, where a development results in the Council incurring capital expenditure that is not included in the LTCCP capital expenditure in this Policy,

the Council may impose a financial contribution as a condition of resource consent under section 3.4.5 of the District Plan which states that:

“Where a proposed development creates the need for increased capacity or upgrades to infrastructure at the point of connection (in terms of traffic, stormwater, sewers, or water) the Council may require a payment towards the cost of necessary works. The Council will set a payment on the basis of what is believed to be a fair and appropriate proportion of the costs that should be borne by the developer (up to 100%)”.

7.2.4 The Council will also continue to impose financial contributions on any development to which this Policy does not apply.

7.3 Summary of financial contributions

7.3.1 Under the Local Government Act 2002, the Council is required to summarise the provisions that relate to financial contributions in the District Plan. The financial contributions provisions are set out in section 3.4 of the District Plan. They are made up of development impact fees (section 3.4.3 and 3.4.4), payments required under 3.4.5 (set out above) and vesting of land (section 3.4.6). The exact development impact fees are set out in a separate *Guide to Development Impact Fees*.

8 Planning for growth

8.1 Growth in Wellington City

8.1.1 City growth assumptions underpin the Council’s asset management plans and capital expenditure budgets in the LTCCP for the period 2008/09 to 2018/19.

8.1.2 Statistics New Zealand estimates prepared for the Council in November 2008 indicate the resident population of Wellington City will increase from 193,400 to 212,200 (9.7 percent) over the period of the LTCCP (2009 - 2019). This equates to 7,230 EHUs, based on current average household occupancy of 2.6 persons per dwelling.

8.1.3 Forecasts based on the Wellington Regional Council’s MERA² projection modelling, updated in 2008 to incorporate 2006 Census data, indicate that projected full time equivalent jobs in Wellington City will increase from 124,149 to 137,871 (11.1 percent) over the period of the LTCCP (2009 to 2019). This equates to 5,278 EHUs.

8.1.4 Growth projections are subject to significant uncertainties as to the quantum, timing and location of growth. Therefore the regular update and assessment of growth projections is a key component of planning future infrastructure requirements.

8.1.5 Informed by the above estimates and recognising potential forecasting errors, for calculation purposes a **10-year EHU growth assumption of 10 percent**

² Monitoring and Evaluation Research Associates 2008, WTSM Demographic Projections Report 2006 Base Run

population growth has been used for the residential sector and a 10-year EHU growth assumption of 11 percent full time equivalent employment growth has been used for the commercial sector for the period 2009/19. Previous assumptions of 9175 EHUs for both sectors over ten years (ten percent growth) continue to be applied to previous years to calculate EHUs over the total budget timeframes considered in this Policy.

8.1.6 The increase in capital expenditure resulting from growth is not necessarily proportional to the increase in population and employment, ie actual costs to provide for growth will depend upon the particular capital works required. However for citywide catchments in water, stormwater, roading and reserves, the Council has assumed such a proportional relationship as there is little spare capacity and capital works have been designed with an ongoing 10 percent provision for growth.

8.2 Application of Equivalent Household Units (EHUs) as the unit of demand

8.2.1 The most equitable way to apportion the cost of new infrastructure in response to growth demand is on the basis of the number of equivalent new households expected in Wellington as detailed in 8.1 above for both residential and non residential uses.

8.2.2 Residential development is defined in section 5 of this Policy. Non-residential development is likewise defined, and essentially means all development not falling within the definition of residential development.

8.2.3 In a residential development, the unit of demand will be an additional household unit as defined in the District Plan. In a subdivision development, the identifiable unit of demand is an allotment.

8.2.4 For a non residential development, the Council has assumed that an employee requires approximately 21m² of gross floor area (gfa) and that 2.6 employees, being the equivalent average household occupancy, would require 55m².

8.2.5 When calculating the number of EHUs in a non residential development:

- The 55m² of gfa will be applied on a pro-rata basis (rather than rounding to the nearest EHU). In other words, a non residential development with a gfa of [100m²] will equate to [1.82] EHUs.
- Except that for development less than 10m² no contribution will be payable.

8.2.6 In summary:

Type of development:	EHU assessment based on:
Residential development	<ul style="list-style-type: none"> ▪ 1 EHU per household unit ▪ 0.7 EHU per one-bedroom household unit
Fee simple subdivision	<ul style="list-style-type: none"> ▪ 1 EHU per allotment
Non residential development	<ul style="list-style-type: none"> ▪ 1 EHU for every 55m² of gfa unless changed following an assessment under the process in 2.5.5

9 Rationale for funding the costs of growth through development contributions

9.1 Legislative background

9.1.1 Section 106(2)(c) of the Local Government Act 2002 requires this Policy to explain why the Council has determined to use development contributions as a funding source, by reference to the matters referred to in section 101(3) of the LGA 2002 detailed below.

9.2 Community outcomes

9.2.1 The following community outcomes have particular relevance to the decision of how to fund growth related infrastructure:

- Wellington's long-term environmental health will be protected by well-planned and well-maintained infrastructure.
- Opportunities for active and passive recreation in Wellington will be diverse, safe, affordable, accessible and attractive.
- Wellington's communities will have ready access to multi-use indoor and outdoor facilities and spaces.
- Wellingtonians will protect and have access to public green open spaces and the coast.
- Wellington's governing bodies will comply with all legislative requirements and will behave in an ethical and fair manner.

9.2.2 Charging new development for the additional infrastructure ensures a fair contribution to the community outcomes. This means, for example, that:

- Traffic resulting from development is managed by a programme of works that maintains existing traffic flow, pedestrian and cycle access, parking and safety standards;
- Large, efficient reservoirs and pumping stations are built and shared across a number of developments; and
- Reserves are created and developed to service growth.

9.3 Distribution of benefits and the extent to which particular individuals or groups contribute to the need to undertake an activity

9.3.1 It is appropriate that development contributions fund additional capacity in water supply, wastewater, stormwater, roading, reserves and community infrastructure. The benefits of this additional capacity accrue to new households (EHUs) and businesses generating demand for that capacity. Development contributions paid by developers are likely to be passed on through section and building prices to the residents of new households and businesses. Existing residents and businesses,

however, gain no direct benefit from, and should not be required to fund through rates, the addition of capacity to existing networks that adequately meet their needs.

- 9.3.2 Conversely, the cost of maintaining or improving levels of service provided by the city's infrastructure to the existing population cannot be included in capital expenditure to be funded out of development contributions, as this expenditure does not benefit developers or new households.

9.4 Costs and benefits of funding the activity distinctly from other activities

- 9.4.1 The benefits of funding additional infrastructure capacity resulting from development growth through development contributions include greater transparency and allocative efficiency through passing on the actual costs to developers. The use of catchments also aids transparency and allocative efficiency by signalling the variations in the cost of providing infrastructure according to the characteristics of the particular locality and the nature of the works required. Although development contributions are not a significant administrative cost once systems are established, for small catchments collection of development contributions may not be cost effective and therefore a citywide fee will be more efficient for some activities with a large number of widely located projects. Citywide fees are also appropriate when infrastructure operates as a network (eg sportsfields).

9.5 Overall impact on community well-being

- 9.5.1 Ensuring adequate levels and balance between the various sources of funding to provide appropriate infrastructure is central to promoting the social, economic, environmental and cultural well-being of the city. Funding the cost of providing increased capacity in the city's infrastructure through development contributions rather than rates serviced debt promotes equity between existing residents and newcomers.
- 9.5.2 The Council resolved that it retains the option of departing from the principle that development should pay 100 percent of growth related capital expenditure for particular infrastructure if the Council were to be of the view, following the consideration of section 101(3) LGA factors, that there is a demonstrable case supporting a variation.

10 Capital expenditure in response to growth

10.1 Activities and catchments for which development contributions may be required

- 10.1.1 Local Government Act 2002 allows the Council to require a development contribution from any development for:
- capital expenditure expected to be incurred as a result of growth; or
 - capital expenditure already incurred in anticipation of growth.

10.1.2 Development contributions will be required for Council-funded capital works resulting from growth associated with the provision of the following network infrastructure and reserves.

Water supply

10.1.3 Development contributions will be required for:

- the ongoing citywide upgrade in capacity of the water supply network of pipes and pumping stations
- capital works to provide additional reservoir and pump station capacity for specific catchments.

Wastewater

10.1.4 Development contributions will be required for:

- the ongoing citywide upgrade in capacity of the networks of wastewater pipes and pumps
- Council funded capital works associated with the provision of the Council's Clearwater project that serves the Moa Point and Karori wastewater catchments and was developed with additional capacity in anticipation of growth
- capital expenditure incurred to purchase additional capacity in the Porirua Treatment Plant from Porirua City Council.

Stormwater

10.1.5 Development contributions will be required for the ongoing citywide upgrade in capacity of the network of pipes and streams that make up the stormwater system.

Roading

10.1.6 Development contributions will be required for the ongoing citywide upgrades of roads, public transport facilities, cycle ways, pedestrian walkways and associated infrastructure to facilitate growth.

Reserves

10.1.7 Development contributions will be required in three catchments – a citywide catchment, an inner city catchment and for greenfield development (in accordance with section B6.1.2 to B6.1.5 of this Policy).

Community Infrastructure

10.1.8 Development contributions will be required for the growth components of community infrastructure including swimming pools, synthetic turf sports fields, and cemeteries. As each category of community infrastructure identified for inclusion in this Policy acts as part of a citywide network, the growth component of community infrastructure has been charged as citywide fees. As the growth

component of new community infrastructure responds to the needs of residents, non residential developments will not be levied for community infrastructure.

10.2 Growth-related capital expenditure

10.2.1 The table in Appendix A (Table 1) sets out for each activity:

- the capital expenditure identified in the 2009/19 LTCCP that the Council expects to incur to meet the increased demand for network infrastructure and reserves resulting from growth
- the total amount of development contribution funding sought for that activity
- the proportion of the capital expenditure that will be funded by development contributions and other sources of funding.

10.2.2 Where Council anticipates funding from a third party (such as the New Zealand Transport Authority) for any part of the growth component of the capital expenditure budget, then this proportion is excluded from the costs used to calculate development contributions.

10.3 Capital costs already incurred in anticipation of growth

10.3.1 Development contributions will also be required from development to meet the cost of infrastructure capacity already incurred in anticipation of development where the Council has assessed it appropriate and reasonable.

10.3.2 For the purpose of this Policy, taking a development contribution for capital expenditure already incurred in anticipation of development is considered appropriate for the wastewater network infrastructure in the catchment areas of the Moa Point and Western treatment plants (Clearwater), the Council's share of the Porirua Treatment Plant and for several water supply catchments but not for any of the other listed activities in section 1 above.

10.3.3 The capital expenditure already incurred prior to 1 July 2005 to meet increased growth demand for network infrastructure and reserves is summarised in Appendix A (Table 2).

10.4 Use of development contributions

10.4.1 The Council will use development contributions either for or towards the capital expenditure for which they were required, or for providing analogous reserves or network infrastructure (or community infrastructure if development contributions are set in the future).

10.4.2 Where a development contribution is received for capital expenditure that has already been incurred by the Council, the Council will have met its obligations under the Local Government Act 2002 that relate to the use of the development contributions, unless a refund is due.

10.4.3 Where the Council has received development contributions for reserves, in addition to the powers governing the use of development contributions for

reserves in the Local Government Act 2002, the Council must use the land or cash received as follows:

- cash - within 20 years of it being received
- land - within 10 years of it being received, unless a longer period is agreed with the party who paid the contribution. (Note: in all circumstances the Council will seek to reach such an agreement).

11 How development contributions have been calculated

11.1 Local Government Act 2002 Requirements

11.1.1 Section 201(1)(a) of the Local Government Act 2002 requires this Policy to include, in summary form, an explanation of and justification for the way each development contribution in the schedule to this Policy is calculated.

11.1.2 In summary, each contribution has been calculated in accordance with the methodology set out in Schedule 13 of the Local Government Act 2002, by using the following seven step process.

Step	Explanation	Local Government Act 2002 Reference
One	<p>Define catchments</p> <ul style="list-style-type: none"> ▪ A catchment is the area served by a particular infrastructure, eg reservoirs, pumping stations and pipes. ▪ Catchments are defined with reference to characteristics of the service, the common benefits received across the geographical area supplied and judgement involving a balance between administrative efficiency and the extent of common benefits. 	Sch 13 (1) (a)
Two	<p>Identify 10-year capital expenditure resulting from growth</p> <ul style="list-style-type: none"> ▪ The proportion of total planned costs of capital expenditure for network and community infrastructure and reserves from the LTCCP resulting from growth. ▪ Growth costs (capacity increase to cater for new entrants) can be funded in full or in part by using development contributions. This is one of three components of the total 10-year capital costs budgeted in the LTCCP, the other two components being level of service improvements and renewals. These two costs must be met from funding sources other than development contributions. ▪ Justification for the level of growth capital expenditure should be supported by financial management funding considerations (refer to 9 above) and show significant assumptions and impacts of uncertainty. 	<p>S 106 (2) (a) and Sch 13 (1) (a)</p> <p>S 106(2) (a)</p> <p>S 101 (3) (a) S 201 (1) (b)</p>
Three	<p>Identify the percentage of growth related 10-year capital expenditure to be funded by development contributions</p> <p>Unless the Council wishes to reduce fees for clear policy</p>	S 106 (2) (b)

Step	Explanation	Local Government Act 2002 Reference
	<p>reasons, this is likely to be 100 percent in most cases, because:</p> <ul style="list-style-type: none"> ▪ it directly relates to the planned capital expenditure set out in the LTCCP and detailed in the Council's Asset Management Plans and ▪ the capital expenditure identified for growth can be reasonably identified. 	
Four	<p>Identify the appropriate units of demand</p> <p>The selected unit of demand is Equivalent Household Units (EHUs) calculated as follows:</p> <ul style="list-style-type: none"> ▪ For a greenfield development, an allotment, eg in Northern Growth developments the average lot size is 550 - 600m². ▪ EHUs will be applied uniformly for each lot regardless of size for reasons of administrative simplicity and lot size is not considered to have a material impact on demand. ▪ For non residential development, 55m² (based on average space per office worker of 21m² and an average number of persons per household in the Wellington region of 2.6 (per the 2006 census) or by self-assessment supported by an impact report or by special assessment whereby the Council prepares an impact report as a basis for assessment. ▪ For an infill development, a residential dwelling as defined in clause 5 - Definitions. 	Sch 13 (1) (b)
Five	<p>Identify the designed capacity (in units of demand) provided for growth</p> <ul style="list-style-type: none"> ▪ The designed capacity may vary between different types of infrastructure. In many cases it will be considered economically prudent to provide spare growth capacity considerably beyond current 10-year expectations. For example, large scale, high cost citywide infrastructure such as a sewerage treatment plant will have significantly more designed capacity for growth than ongoing roading improvements. ▪ Costs are recovered across the full designed number of EHUs. Projected growth in EHUs over the 10 year period of the LTCCP will be relevant to the Council's budgeting of revenue but not to the calculation of the development contribution per EHU. 	Sch 13 (1) (b) & (2)
Six	<p>Allocate the costs to each unit of demand for growth</p> <ul style="list-style-type: none"> ▪ The development contribution charge per EHU is calculated by dividing the total capital expenditure resulting from growth (step two) by the designed units of demand for growth (step five). 	Sch 13 (1) (b)
Seven	<p>Input results to comprehensive schedule of fees by catchment</p> <ul style="list-style-type: none"> ▪ A detailed schedule must be prepared as part of this Policy that enables the development contributions to be calculated 	S 201 (2) S 201 (1) (a)

Step	Explanation	Local Government Act 2002 Reference
	<p>by infrastructure type and catchment.</p> <ul style="list-style-type: none"> ▪ This Policy will be supported by the significant assumptions made to determine the development contributions payable and their impacts, contribution and conditions and criteria for remission, postponement or refund, the valuation basis for assessment of maximum reserves and catchment maps. 	S 201 (1) (b), (c) & (d)

11.2 Significant assumptions

11.2.1 Section 201(b) of the Local Government Act 2002 requires this Policy to state significant assumptions underlying the calculation of the schedule of development contributions.

System-wide view

11.2.2 In developing a methodology for the development contributions, the Council has taken a system-wide view in identifying the cumulative effect of development on infrastructure, ie by considering the infrastructure impacts on all ratepayers created by both individual and multiple developments across a catchment. For citywide catchments this means growth is proportionally reflected in total capital expenditure.

Planning horizon

11.2.3 The planning horizon varies by infrastructure type typically ranging from 10 years to more than 50 years. This is consistent with the Council's asset management planning. Longer horizons may result in larger capital expenditure for some projects but also means the costs are spread across a larger designed city capacity (ie greater number of EHUs).

Growth forecasts

11.2.4 The overall planning assumption is for a 10 percent increase in growth and capacity for renewals and upgrades for citywide catchments to take account of the impact on infrastructure of continuing growth within the city over the next 10 years.

Application of costing methods

11.2.5 Average costs have generally been applied to the allocation of capital expenditure between existing and new EHUs. In most cases, it is a difficult and complex exercise to determine incremental costs and average costs reflect a fair allocation of capital infrastructure costs to newcomers.

Cost of individual items of capital expenditure

- 11.2.6 The Council has used the best information available at the time of developing this Policy to estimate the cost of individual items of capital expenditure that will be funded in whole or part out of development contributions. It is likely that actual costs will differ from estimated costs due to factors beyond the Council's ability to predict, such as changes in price of raw materials, labour, etc, and the time of capital works. The Council will review its estimates of capital expenditure annually and adjust the LTCCP.

Financial assumptions

- 11.2.7 The following financial assumptions have been applied:
- All costs in this Policy are based on budgeted infrastructure prices and allowance has been made for inflation from 2010/11.
 - Income generated from rates will be sufficient to meet the operating costs of growth related capital expenditure into the future.
 - All New Zealand Transport Authority subsidies will continue at present levels and eligibility criteria will remain unchanged.
 - The methods of service delivery will remain substantially unchanged.

12 Application of methodology to specific activities

Development contributions are required both on a citywide basis and on a more localised catchment-by-catchment basis depending on the type of infrastructure and reserves, the type of development and the impact of development on infrastructure and reserves. Further details of the basis for the development contributions in this Policy are set out in Appendix B.

12.1 Citywide development contributions

- 12.1.1 Citywide fees are applied to:
- Network infrastructure – those systems characterised by interdependent components where development growth adversely impacts other areas of the network if action is not taken to mitigate those effects. The network infrastructure attracting citywide development contributions will comprise roads and the water supply, stormwater and wastewater reticulation networks.
 - Reserves and community facilities that are destination amenities used by groups from across the city such as sports fields and the botanic gardens.
- 12.1.2 Increases in capacity resulting from growth are factored into the regular, ongoing renewal and upgrade work undertaken on these networks and reserves. Over a 10-year period these works typically comprise a variety of projects right across the city.
- 12.1.3 In estimating the cost proportion of additional growth-related capacity included in renewals and upgrades the Council has assumed that:

- Capacity increases are designed to reflect the overall level of growth in EHUs expected over the next 10 years;
- Growth for capacity planning purposes is estimated after consideration of projections of population, households and employment prepared by Statistics New Zealand based on census data;
- Average cost is a reasonable proxy for the incremental cost of additional capacity. The cost of additional capacity for development growth installed during renewal projects is limited to the appropriate proportion of materials costs as all other costs are deemed to relate to the renewal of the asset.

Citywide water supply

- 12.1.4 The water supply reticulation system comprises a network of pipes and pumping stations supplying fresh water from 18 bulk water supply points around the city. Development growth reduces the level of service standards for water pressure for other households within the network although not necessarily for that new development. To maintain the level of service, additional capacity is continually built into the network either as specific upgrades or as part of the renewal programme.
- 12.1.5 Citywide water supply excludes the Northern Growth area (catchments I and J) as water is supplied directly from the bulk main and does not rely on the wider city network. The water supply distribution network in this area will be provided by developers at their cost as they develop through the area.

Citywide stormwater

- 12.1.6 Flooding has occurred in the past in the central city, Miramar, Karori, Island Bay/Berhampore, Kaiwharawhara and the Tawa basin. The lack of sufficient pipe capacity and the resulting need to implement flood protection works across the city is seen as one of the most significant impacts of continued development. Planned works are ongoing across the city as growth continues. The priorities for these works are determined after consideration of the impact of flooding, environmental risk, existing consent and potential growth.

Citywide wastewater

- 12.1.7 The wastewater reticulation system comprises a network of pipes and pumping stations clearing wastewater and sewage to the Moa Point, Western and Porirua treatment plants.
- 12.1.8 Development growth increases the volume of wastewater requiring additional capacity to be built into the network on an ongoing basis either as specific upgrades or as part of the renewal programme.

Citywide traffic and roading

- 12.1.9 The transport and roading network comprises the city's main arterial routes and secondary roads including related bridges, walls and embankments, footpaths, walkways and cycle ways, parking and public transport access and shelters.
- 12.1.10 Development growth increases traffic volumes and congestion which adversely impact traffic flows, safety, and wear and tear on road surfaces. To maintain the level of service, additional works are required across the network on an ongoing basis. These works typically comprise many small projects right across the city over a 10-year period. Works are planned to approximately match expected growth to ensure cost effective use of the Council's resources and assets.

Citywide reserves and Community Infrastructure

- 12.1.11 Citywide reserves and community infrastructure comprise amenities such as the botanic gardens, cemeteries, sporting facilities, swimming pools and open space. They are destinations that provide active recreational facilities to the city community. Increased demand can come from anywhere within the city.
- 12.1.12 Growth impacts on these amenities in a number of ways including degradation in the quality of the amenity, overcrowding, changes in activities and usage by residents, etc. Capital works are continually required to upgrade these reserves to enable increased usage and to purchase new land and assets. Works are planned to cater for growth to ensure cost effective use of the Council's resources and assets.
- 12.1.13 Sports fields operate as a city-wide network. Because Wellington City has limited options to expand the sports field network, the focus has been on increasing the capacity of existing fields through investment in synthetic turf surfaces. It is appropriate to fund a portion of this additional infrastructure through a city-wide residential development contribution, as the 'growth population' will derive significant benefit from the increased capacity provided.
- 12.1.14 Capital expenditure has been identified over the next 10 years on projects to increase the capacity of the cemetery facilities and amenities. These include new headstone beams, fencing, pathways, roads, landscaping, a natural burial site and a public toilet at Makara Cemetery, and a new ash interment area at Karori Cemetery. Council has determined that these projects should be partially funded from development contributions to reflect the growth in the number of deaths directly related to population growth, estimated at 9.6% of the total cost.
- 12.1.15 The growth components of capital expenditure on swimming pools (Keith Spry Pool and the Wellington Regional Aquatic Centre) have also been levied on a citywide basis, due to the network nature of this infrastructure.
- 12.1.16 Non residential developments shall not be subject to development contributions for Community Infrastructure.

12.2 Development contributions for specific catchment areas

12.2.1 In addition to citywide development contributions, capital works are required to mitigate the impacts of development growth in clearly defined catchments. Examples include:

- a new water reservoir designed to provide capacity for a development (i.e. an identifiable catchment of EHUs)
- a new link road to provide a subdivision with access to main arterial roads
- development of local community infrastructure such as playgrounds and open space to service a new subdivision or to cater for additional growth in household units within existing suburbs or the inner city.

12.2.2 It is anticipated that specific catchments will be defined from time to time as specific local works are required to mitigate the impact of growth on the local community. There are specific catchments for water supply, wastewater, reserves and roads.

Specific catchments for roading and associated infrastructure

12.2.3 The future urban development of the land currently used for port and railyards will generate a substantial amount of new vehicle traffic onto an important gateway route into and out of the city as well as substantial increase in pedestrian numbers between the new development, public transport hubs and the rest of the central city. This will require improvements to be made to the road corridor and to key intersections to facilitate this growth and ensure that congestion is managed appropriately.

12.2.4 Therefore a sub-catchment has been defined based on the areas of future development which will generate the majority of the increased traffic and turning movements

12.2.5 Specific catchments for roading and associated infrastructure have also been defined in the Northern Growth area, the Johnsonville Town Centre and the Adelaide Road development. Further details are provided in Appendix B (B5.1)

Water supply catchments

12.2.6 There are 13 specific water supply catchments where water reservoirs and pumping station upgrades are required to provide for growth, either to provide the necessary water storage capacity based on projected population or to increase the level of service to enable further development.

12.2.7 The water supply catchments comprise:

- **Roseneath**
- **Karori**
- **Brooklyn-Frobisher**
- **Kelburn**
- **Johnsonville-Onslow**
- **Ngaio**
- **Churton-Stebbings**
- **Grenada-Lincolnshire**
- **Newlands**
- **Melrose**
- **Central and Coastal**
- **Tawa**
- **Wadestown**

Wastewater catchments

12.2.8 Three wastewater catchments have been defined around the service areas of the three wastewater treatment plants:

- Moa Point
- Western (Karori)
- Porirua (Northern Suburbs).

12.2.9 The Clearwater treatment plants (Moa Point and Western) were built with the intention of providing significant capacity for growth over a long period of time, with Moa Point having the capacity to service twice the current population. Development contributions will be used to recover the costs of this additional capacity against new developments.

Reserves – inner city

12.2.10 The growth in residential apartments and other non residential buildings within the inner city area is increasing demand for additional local reserves. This requires the redevelopment of existing reserves to accommodate additional usage and the purchase of additional inner city land to create new reserves.

12.2.11 Therefore, an inner city catchment has been defined where the predominant users of these reserves are local inner city residents and, to a lesser extent, people working within the inner city.

Reserves – greenfield development

12.2.12 Any development falling within the definition of greenfield development is required to meet the Council's policy for playgrounds and reserves (in accordance with section B6.1 of this Policy). Generally, developers contribute appropriate areas of land and either develop the reserve themselves or the Council develops the reserve and charges a contribution per allotment.

Reserves - other

- 12.2.13 Current reserve management policies indicate that other areas are adequately provided with local reserves and open space (except for citywide reserves). As further reserves management plans are developed, new local reserves may be required in established suburbs as a result of infill development growth.

12.3 Application of s101(3) of the Local Government Act 2002

- 12.3.1 The Council resolved, when it considered each of the above catchment and citywide categories, and determined the fees payable for each per EHU, that there are no categories of particular infrastructure or reserves where there is a demonstrable case supporting departing from the key funding principle that development contributions shall fund 100% of growth related capital expenditure.

Appendix A - Tables 1 - 4

Table 1 - Capital expenditure from LTCCP

Summary of capex for infrastructure area	Total cost of capital works	Total growth component	Amount to be funded by development contributions	Amount to be funded from other sources
Water supply	\$175,224,105	\$29,340,715	\$29,340,715	\$0
Waste water	\$133,187,947	\$3,329,699	\$3,329,699	\$0
Storm water	\$85,818,904	\$2,145,473	\$2,145,473	\$0
Roading	\$288,457,489	\$34,831,955	\$29,309,385	\$5,522,570
Reserves	\$141,428,715	\$14,430,398	\$14,430,398	\$0
Community Infrastructure	\$72,200,015	\$14,404,795	\$14,404,795	\$0

Table 2 - Capital expenditure prior to 1 July 2005

Activities	Total capital expenditure incurred prior to 1 July 2005 in anticipation of development to be funded by development contributions
Water supply	\$ 5,933,130
Wastewater	\$61,661,595
Stormwater	\$0
Roading	\$0
Reserves	\$0
Community Infrastructure	\$0

Appendix A (continued)

Table 3 - Citywide development contributions

Citywide development contributions	\$ per EHU (ex GST)
Water supply	\$319
Stormwater *	\$141
Wastewater	\$219
Traffic and roading	\$852
Reserves	\$989
Community infrastructure**	\$1,533
Total citywide development contributions for residential developments	\$4,053

* The stormwater component is only applicable to the greatest number of EHUs on any floor in non-residential or multi-unit residential developments. For example, a three storey residential development with three two bedroom units on each floor would be liable for \$282 for stormwater.

** The fee components for community infrastructure and open spaces acquisition do not apply to non residential developments

Table 4 - Specific catchment related development contributions

Wastewater development contributions	\$ per EHU ex GST
Central (Moa Point) catchment	\$1,185
Western (Karori) catchment	\$2,440
Northern catchment ³	\$722
Water Supply Catchment Based Development Contributions	\$ per EHU (ex GST)
Roseneath	\$1,750
Karori	\$1,586
Beacon Hill	\$0
Brooklyn-Frobisher	\$1,158
Kelburn	\$1,542
Johnsonville-Onslow	\$1,049
Ngaio	\$1,533
Maldive	\$0
Churton-Stebbins	\$2,939
Grenada-Lincolnshire	\$4,082
Maupuia	\$0
Newlands	\$852
Melrose	\$1,693
Central & Coastal	\$806
Tawa	\$1,126
Wadestown	\$1,409

³ Assumes that additional capacity at the Porirua Treatment Plant can be purchased at a cost similar to the current cost.

Roading and associated infrastructure development contributions	\$ per EHU (ex GST)
Churton – Stebbings	\$3,559
Grenada – Lincolnshire	\$1,528
Pipitea Precinct	\$1,396
Adelaide Road	\$3,856
Johnsonville Town Centre	\$909

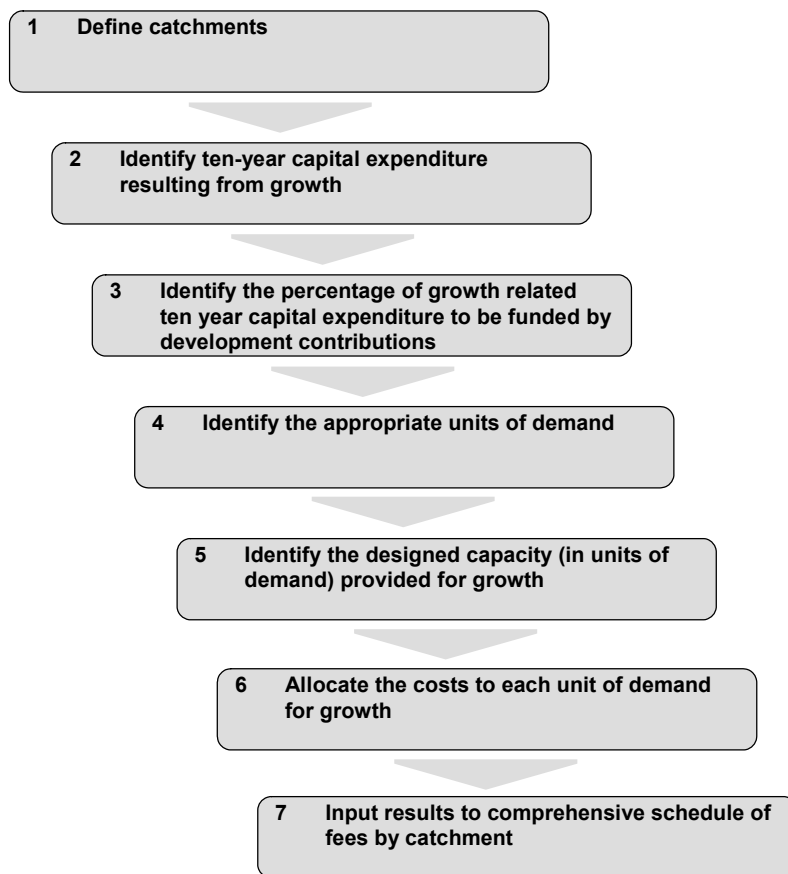
Reserves development contributions	\$ per EHU (ex GST)
Inner city catchment - residential	\$1,988
Inner city catchment – non residential	\$249
Greenfield development	(to be calculated under B6.1 based on Council's policy for playgrounds and reserves)

Appendix B Methodology

B1 Calculation of development contribution levies based on the methodology

B1.1 Introduction

B1.1.1 This Policy sets out the methodology for calculating development contributions. In summary, the methodology comprises the following seven steps.



B1.1.2 The capital works expenditure and the basis of calculation of development contributions for each of the infrastructure areas is set out below for:

- (a) A citywide catchment for water supply, stormwater, waste water, roading, reserves and community infrastructure
- (b) Water supply catchments
- (c) Wastewater catchments
- (d) Roading catchments
- (e) An inner city catchment for reserves
- (f) Community infrastructure.

B2.1 Citywide

B2.1.1 The capital works expenditure and the basis of calculation of development contributions for citywide water supply, stormwater, roading and community infrastructure is set out in the table below. It identifies the capital expenditure in the Council's 2009/19LTCCP, the proportion relating to growth less subsidies received from other parties to arrive at the total net contribution amount. This is divided by the estimated citywide growth in equivalent household units (EHUs) to determine the citywide development contribution payable.

Activity	Total planned capex	Gross contribution amount	Less subsidy receivable	Net contribution amount	EHUs	Citywide development contribution amount
Water supply	\$105,445,088	\$2,636,127	\$0	\$2,636,127	8,255	\$319
Storm water	\$85,818,904	\$2,145,473	\$0	\$2,145,473	15,236	\$141
Waste water	\$133,187,947	\$3,329,699	\$0	\$3,329,699	15,236	\$219
Traffic and roading	\$187,776,482	\$18,506,776	\$5,522,570	\$12,984,206	15,236	\$852
Reserves	\$123,569,437	\$8,839,336	\$0	\$8,839,336	15,093	\$581
Total citywide development contributions for non residential developments						\$2,112
Community infrastructure	\$87,331,461	\$12,909,658	\$0	\$12,909,658	9,121	\$1,533
Open space land acquisition	\$3,725,250	\$3,725,250	\$0	\$3,725,250	9121	\$408
Total citywide development contributions for residential developments						\$4,053
Total funding / expenditures	\$711,723,123	\$53,587,456	\$5,522,570	\$48,064,886		

City Wide Community Infrastructure capital expenditure

Summary of capex for City Wide Community Infrastructure	Planned capital expenditure	Proportion relating to growth	Growth EHUs	Development Contributions \$ per EHU
Swimming Pools	\$18,544,000	\$8,743,496	9,121	\$959
Sports Fields	\$9,000,000	\$4,050,000	7,231	\$560
Cemeteries	\$1,160,000	\$105,560	7,231	\$ 15
Total City Wide Community Infrastructure	\$28,704,000	\$12,899,056	23,582	\$1,533

B3.1 Water supply

B3.1.1 The following table sets out the water supply catchments where capital works incorporate additional capacity to allow for growth. Development contributions recover the cost of having provided that additional capacity for growth. The calculation is based on the capital expenditure relating only to the additional capacity for growth divided by the estimated EHUs available for growth.

Water reservoirs and pumping station upgrades and renewals CX127 and CX336

Water Supply	Completed prior to 2003/04	Planned capital expenditure	Proportion relating to growth	Growth EHUs	Development Contributions per EHU
Roseneath	\$613,130	\$3,483,130	\$636,707	364	\$1,750
Karori	\$2,620,000	\$6,620,000	\$855,085	539	\$1,586
Beacon Hill	\$580,000	\$580,000	\$0	0	\$0
Brooklyn-Frobisher	\$2,120,000	\$3,320,000	\$706,506	610	\$1,158
Kelburn		\$2,976,046	\$100,434	83	\$1,210
Johnsonville-Onslow		\$2,267,492	\$919,593	877	\$1,049
Ngaio		\$13,135,000	\$1,390,000	1,358	\$1,024
Maldive		\$2,000,000	\$0	0	\$0
Churton-Stebbing		\$4,643,387	\$4,643,387	1,580	\$2,939
Grenada-Lincolnshire		\$6,489,845	\$6,489,845	1,590	\$4,082
Maupuia		\$100,988	\$0	0	\$0

Newlands		\$590,000	\$92,920	109	\$852
Melrose		\$2,000,000	\$118,535	70	\$1,693
Central&Coastal		\$10,650,000	\$9,270,985	11,509	\$806
Tawa		\$3,800,000	\$1,218,284	1,082	\$1,126
Wadestown		\$1,190,000	\$262,307	186	\$1,409
Total	\$5,933,130	\$63,845,888	\$26,704,588	19,957	

B4.1 Wastewater

B4.1.1 Wellington City utilises three treatment plants. Each plant was built with additional capacity to provide for significant growth. Development contributions recover part of the cost of having provided that additional capacity for growth. The cost per EHU is calculated as follows:

Catchment	Cost ⁴	Designed population capacity	Designed capacity in EHUs	Cost per EHU
Central (Moa Point)	\$136,700,000	300,000	115,385	\$1,185
Western (Karori)	\$12,200,000	13,000	5,000	\$2,440
Northern (Porirua)	\$6,850,000	24,660	9,485	\$722

B5.1 Roading and associated infrastructure

B5.1.1 Three traffic and roading catchments are identified for new roads. Two come as part of the Northern Growth Management Plan. The third recognises the response to growth around the port and rail yards land at the northern gateway to the city.

This capital expenditure is included in capital projects CX311 and CX493 respectively as budgeted in the Council's LTCCP and related amendments. The calculation of development contributions in the following table identifies the proportion of the capital expenditure relating to growth divided by the estimated growth in EHUs

⁴ The Clearwater (Moa Point and Western) Treatment Plants were built with additional capacity in anticipation of growth. The cost of the additional capacity is the amount that will incur development contributions.

The Council's share of the Porirua Treatment Plant is nearing capacity as a result of growth although the plant has spare capacity available. The Council is negotiating purchase of additional capacity for growth and the cost of this will be included in the LTCCP when agreement is reached with Porirua City Council.

Churton-Stebbing Catchment	Planned capital expenditure	Proportion relating to growth	Growth EHUs	Development contribution per EHU
Cortina to Ohariu	\$400,000	\$164,000	1,360	\$121
Westchester to Glenside	\$8,500,000	\$3,485,000	1,360	\$2,563
Ohariu to Westchester	\$2,905,000	\$1,191,050	1,360	\$876
Total	\$11,805,000	\$4,840,050	1,360	\$3,559

Grenada-Lincolnshire Catchment	Planned capital expenditure	Proportion relating to growth	Growth EHUs	Development Contribution per EHU
Mark Ave Extension	\$1,500,000	\$1,065,000	2,489	\$428
Mark Ave to Grenada North	\$2,600,000	\$1,846,000	2,489	\$742
Mark Ave to Lincolnshire	\$9,400,000	-	2,489	-
Grenada to Gracefield	\$50,000,000	-	2,489	-
Woodridge to Lincolnshire	\$1,255,000	\$891,050	2,489	\$358
Total	\$64,755,000	\$3,802,050	2,489	\$1,528

Pipitea Precinct Catchment	Planned capital expenditure	Proportion relating to growth	Growth EHUs	Development Contribution per EHU
Pipitea Precinct	\$12,347,806	\$5,370,000	3,846	\$1,396

B5.1.2 Two catchments are identified for centre-based developments. Both the Adelaide Road and Johnsonville Town Centre developments have significant growth components.

Adelaide Road: While many of the key outcomes for Adelaide Road are locally focused (such as providing for more high-quality residential growth, recognising and protecting employment opportunities while enabling a transition to suitable ‘new economy’ activities and strengthening the local community) there is also a strong emphasis on improving the Adelaide Road transport corridor for multiple forms of transport.

The Council has determined that, for the purposes of calculating development contributions, the benefits to the local community should be regarded as equivalent, in aggregate, to the benefits to the wider community. The benefits to the wider growth community have been assessed on a citywide basis for two key reasons:

- There are key citywide destinations south of Adelaide Road, in particular the hospital. All of Wellington will benefit, for example, from quicker ambulance access to Wellington Hospital
- Allocating the costs on a citywide basis is consistent with the approach to other similar roading projects.

Adelaide Road Project	Planned capital expenditure	NZTA Subsidy	Proportion relating to catchment	Proportion relating to growth	Growth EHUs	Development contribution per EHU
Adelaide Road Catchment	\$19,381,337	\$8,364,413	\$4,070,081	\$2,313,554	600	\$3,856

Johnsonville Town Centre: Council has determined that development contributions for the Johnsonville Town Centre development should be solely catchment based. While other communities will clearly derive a benefit, the Town Centre Plan is primarily concerned with managing growth in the Town Centre, from which the existing Town Centre community and future developers will derive the principal benefit. While Johnsonville Town Centre will become a more attractive retail and business destination, increased activity will translate directly to economic benefits for those in the Town Centre. Johnsonville is not a key access route to the same extent as Adelaide Road. Alternatives that do not involve going through the Town Centre are available to many in the wider catchment, and some of the growth community in the Northern Growth area are already paying for improved alternative access to major transport routes specifically through development contributions.

Johnsonville Town Centre Plan	Planned capital expenditure	NZTA Subsidy	Proportion relating to growth	Growth EHUs	Development contribution per EHU
Johnsonville Town Centre Catchment	\$4,960,000	\$2,480,000	\$1,240,000	\$1364	\$909

B6.1 Reserves

Inner city reserves catchment

B6.1.1 Inner city reserves are used predominantly by both local inner city residents and those people who work within the city. They are also used on a less frequent basis by all residents and by visitors to the city. To fairly reflect the potential usage of inner city reserves by the residents and workers, development contributions for residential and non residential developments are weighted resulting in different development contributions for each. The calculation of the development contribution for inner city reserves is set out as follows:

- (a) Determine inner city catchment comprising Lambton and Te Aro census area units.
- (b) Determine capital expenditure for inner city reserves as follows:

CX033, CX131 and CX409

Residential	Planned capital expenditure	Residential share @ 44.77%	Residential EHUs	Development contribution per EHU
Waitangi Park	\$5,225,000	\$2,339,233	3,183	\$735
Three Parks in Three Years initiative	\$3,442,028	\$1,540,996	3,183	\$484
Other inner city parks	\$5,467,000	\$2,447,576	3,183	\$769
Total	\$14,134,028	\$6,327,804		\$1,988

Non residential	Planned capital expenditure	Non-residential share @ 55.23%	Non residential EHUs	Development contribution per EHU
Waitangi Park	\$5,225,000	\$2,885,768	31,406	\$92
Three Parks in Three Years initiative	\$3,442,028	\$1,901,032	31,406	\$61
Other inner city parks	\$5,467,000	\$3,019,424	31,406	\$96
Total	\$14,134,028	\$7,806,224		\$249

(c) Reserves are assumed to benefit both existing residents and newcomers equally. Therefore, the cost is divided by existing and projected EHUs over a 10-year period. Total projected EHUs are estimated to be:

- residential EHUs	3,183	
- non residential EHUs	31,406	
	<u>34,589</u>	EHUs

(d) Residents are considered to have eight hours per day of potential use (100 percent) whereas workers have one hour per day (12.5%). Potential usage by others (residents living outside the central city and visitors) is not considered significant.

(e) Allocating costs results in the following contributions:

Residential = projected capital cost divided by projected residential units weighted by number of projected residential EHUs to total EHUs
 = \$14,134,028 x 44.77% / 3,183 or \$1,988 per residential EHU

Non residential = projected capital cost divided by projected non-residential units weighted by number of projected non residential EHUs to total EHUs

= \$14,134,028 x 55.23% / 31,406 or \$187 per non-residential EHU

Greenfield reserves

- B6.1.2 ‘Greenfield developments’ are those that create new residential or rural residential areas as opposed to infill type subdivision where sections within established urban areas are subdivided. New households in greenfield developments have both citywide and local purpose reserve needs.
- B6.1.3 The local purpose contribution comprises local and community parks is calculated on a case by case basis as follows:
- The land is given in lieu of contributions at an agreed valuation
 - The costs of land development are paid as development contributions to the Council by the developer.
- B6.1.4 This provides a method for defining a minimum standard for a new community or local park which addresses both the quality of the undeveloped land and the quality of facilities to be provided in the park for recreational use. It allows a dollar figure, per allotment in a subdivision, to be calculated to fund both the acquisition of the land and its physical development. Actual costs will vary according to the size of the specific park.
- B6.1.5 In reaching agreements with developers, the Council will require that, in any case where the Council intends to develop infrastructure on reserve land, the capital expenditure costs involved are covered by development contributions in monetary form, rather than by vested land of greater value than required.

Open space land acquisition

- B6.1.6 Residential growth impacts the city’s needs for open space in a number of ways including altering the ratio of hectares of green belt per head of population. While the existing population derives some benefit from additional open space, this benefit is offset by the increased utilisation of existing open space by the ‘growth population’.
- B6.1.7 Allocating capital expenditure for open space land acquisition currently identified as necessary for growth will provide for the purchase of open space of city-wide benefit with ecological, landscape and/or recreational value. In some instances, land acquired in the context of greenfield developments operates as a city-wide asset and should therefore be funded through a city-wide residential development contribution.

B7.1 Community infrastructure – Catchment based

Much community infrastructure is predominantly used by residents of the local area, but people resident in other areas of the city may also use the facilities, depending on the type of facility. Some local purpose community infrastructure can also be used on a less frequent basis by all residents and by visitors to the city. A ratio is applied to fairly reflect the expected predominant usage under the following methodology:

- (a) Determine the expected area of benefit. If the facility is intended to service a part of the city, define the catchment using the most suitable census area units.
- (b) Determine whether the potential for a local facility to be used by residents living outside the catchment area is likely to be significant. For example where the local facility is part of a network or hierarchy of facilities there is potential for it to accommodate citywide growth. An example of this is shown in B6.1 of this Policy (Reserves).
- (c) Determine the capital expenditure. Where capital expenditure is for increased levels of service, renewals and growth, only the growth component is eligible for funding by development contributions.
- (d) Apply the benefit ratio where expected growth related usage is a combination of local catchment zone and citywide.
- (e) The growth component is quantified by:
 - An increase in funding required to provide additional capacity in a planned facility upgrade, or
 - The proportional change in EHUs in a community or citywide.
- (f) Mixed benefit projects are assessed on the basis of data indicating where users are domiciled.
- (g) Non residential developments shall not be subject to development contributions for Community Infrastructure.

Investment and Liability Management Policies

GENERAL POLICY OBJECTIVES

The Council's general policy objectives relating to its investment and liability management are to:

- Minimise the Council's overall costs and risks associated with its borrowing activities and the general management of its other liabilities
- Manage its borrowings and cash assets on a "net borrower" basis in order to reduce the overall net cost to the Council
- Maximise the return on its investment portfolio and other financial assets
- Minimise the Council's exposure to adverse interest rate movements.
- Borrow and invest funds and transact risk management instruments within an environment of control and compliance under the Council approved Treasury Management Policy
- Regularly review and consider the performance of the Council's financial assets and investments. Where appropriate, the Council will dispose of under performing assets or those assets and investments that are not essential to the delivery of services and activities set out in the Council's Long Term Council Community Plan (LTCCP).

More detail on the Council's investment and borrowing policies, operating procedures and associated internal controls is contained in the Treasury Management Policy and Guidelines.

INVESTMENT POLICY

Policy Statement

The Council generally operates as a "net borrower", and therefore does not separately maintain significant cash investments. The general policy is to utilise surplus cash to repay borrowings.

The Council currently maintains an equity interest in Wellington International Airport Limited (WIAL) and an ownership and financial interest in Ground Leases and Investment Properties. The Council will continue to review the level of investment as well as the return it receives on these investments.

Where appropriate, the Council may choose to dispose of investments/financial assets that no longer meet our investment objectives.

Investment Mix and Associated Objectives

The Council categorises its investments into 5 broad categories:

Cash and Cash Equivalents

The Council may invest funds with approved registered banking institutions. These investments generally mature in less than one year, and are held primarily for working capital/liquidity purposes.

Income generating commercial debt instruments

These are principally loans to other organisations (on commercial terms) which deliver a cashflow return to the Council.

Income generating commercial equity investments

Equity investments arise from the Council owning or controlling an equity holding (eg shares) in another entity. The Council currently maintains a 34% shareholding in Wellington International Airport Limited (WIAL). From time to time WIAL may seek to fund its capital expenditure programme through the injection of capital from its shareholders. In the event that a call for capital is made by WIAL the Council's objective is to maintain its shareholding at 34% unless a specific resolution is passed not to do so. As a result, should the Council be required to inject additional capital in WIAL to maintain its existing shareholding, it will do so without further consultation.

Income generating commercial property investments

Investment Properties are the Council's ground leases and land and buildings held primarily for investment purposes. The Council regularly reviews its continued ownership of investment properties by assessing the benefits of continued ownership in comparison to other arrangements that could deliver similar benefits. This assessment is based on both the strategic benefit of the investment/ownership to the City and in terms of the most financially viable method of achieving the delivery of Council services.

Non income generating investments

This includes loans to other organisations, and equity investments in Council Controlled Organisations. The Council may consider the provision of loans to Community groups but only in exceptional circumstances. The Council's non income generating investments are held for strategic or ownership reasons.

In addition, to the above investment categories, the Council may assume financial risk associated with providing contributions, guarantees and underwrites, where these meet the Council's strategic objectives and outcomes. Such undertakings require a Council resolution.

Investment Acquisition/Addition/Disposal

With the exception of the day to day investment of cash and cash equivalents, all new investments, additions to existing investments, and/or disposals of

existing investments must be approved by the Council. The day to day management and investment of cash and cash equivalents may be made by Council officers in accordance with the approved Treasury Management Policy.

The Council will continue to maintain its current level of investment in WIAL (being a 34% equity interest) until it considers that it is financially and economically prudent to dispose of the investment.

Proceeds from the sale of investments will go to repay existing borrowings, unless the Council specifically directs that the funds be put to another use.

Reporting

Investments in CCOs

Monitoring of the Council's equity investment and ownership interest in Council Controlled Organisations (CCOs) is undertaken by the Council Controlled Organisation Performance Sub-Committee. The Sub-Committee reports to the Strategy and Policy Committee and is responsible for:

- monitoring Council Controlled Organisations (CCOs), Council Controlled Trading Organisations (CCTOs), and Council Organisations (COs)
- reviewing the above organisations' quarterly reports, annual reports, business plans, strategic plans and statements of corporate intent
- monitoring the performance of members on CCOs.

All other investments

The Strategy and Policy Committee is responsible for monitoring all other investments and providing recommendations to the Council in regard to treasury management strategies, policy and guidelines in relation to those investments. The Strategy and Policy Committee will receive and review the quarterly Treasury report contained within the consolidated quarterly report.

The Council is responsible for approving the Treasury Management Policy as recommended by the Strategy and Policy Committee.

Risk Management

The Council's principal exposure on its financial investments is credit risk. Credit risk is minimised by the Council investing in approved institutions with satisfactory credit ratings. Limits are spread amongst a number of counterparties to avoid concentrations of credit exposure.

Assessment and management of specific risks associated with the Council's investment in WIAL and investment properties will be performed on a regular basis. Any significant changes in the risk profile for these investments will be reported to the Strategy and Policy Committee.

Investment Ratios

For the purposes of setting its Borrowing and Investment Ratios, the Council defines investments as assets which are cash or readily convertible to cash (either through fixed repayment and maturity profiles, or through sale or exchange) and assets which are held **primarily** for investment purposes (either for capital growth, commercial rental or interest). This is likely to include:

- cash and cash equivalents (eg term deposits),
- Income generating commercial debt instruments
- Income generating commercial equity instruments
- Income generating commercial property instruments

Non income generating investments will not be included in Borrowing and Investment Ratios.

LIABILITY MANAGEMENT POLICY

In broad terms, the Council manages both current and term liabilities.

CURRENT LIABILITIES

Current liabilities reflect those obligations, expressed in monetary terms, which the Council has to meet within relatively short timeframes, at a maximum within the next 12 months. In respect of its day to day obligations for both operational and capital expenditure, the Council's policy is to pay these liabilities in full by the due date. This eliminates any credit exposure or risk. Current liabilities also include the maturing portions of any term liabilities that are due for repayment within the following 12 months.

TERM LIABILITIES

Term liabilities represent the Council's obligations which, in general terms, are not immediately payable, i.e. not due within the following 12 months. Borrowings comprise the majority of the Council's term liabilities.

The Council approves the borrowing programme for each financial year as part of the LTCCP or Annual Plan. Additional borrowings may be approved by Council on a case by case basis. The Council primarily borrows to fund its capital expenditure programme. In approving new borrowings the Council considers the impact of the proposed level of borrowings on its overall borrowing limits.

POLICY OBJECTIVES

The Council primarily borrows to pay for the upgrading of existing assets or the construction/purchase of new assets. These assets generally provide new or enhanced benefits to Wellington for many years. Borrowing is therefore considered the most cost-effective and equitable way to fund these assets as

it spreads the cost of the asset over the future generations of ratepayers who will benefit from the use of the asset. Accordingly, borrowings have a strategic benefit of making the cost of the asset investment affordable to today's ratepayers. Borrowings are maintained at a prudent level, in accordance with the Council's overall borrowing policy (for specific limits, refer below).

POWER TO BORROW

The Council borrows as it considers appropriate and in accordance with the provisions of the Local Government Act 2002 and its Treasury Management Policy. The Council approves the level of new borrowing in general terms as part of the LTCCP or Annual Plan. The Council delegates the authority to officers to raise the approved borrowing during the financial year as and when the funding is required. Any additional borrowing beyond that approved in the LTCCP or Annual Plan must be approved by the Council.

INTEREST RATE EXPOSURE

Borrowings issued at variable (floating) interest rates expose the Council to a cash flow interest-rate risk. The Council manages its cash flow interest-rate risk by using floating to fixed interest rate swaps. Such interest rate swaps have the economic effect of converting borrowings from floating rates to fixed rates.

The Council has set the following specific limits for its interest rate exposure:

MASTER FIXED/FLOATING INTEREST RATE RISK CONTROL LIMIT

Minimum Fixed Rate	Maximum Fixed Rate
50%	95%

The level of fixed interest rate cover at any point in time must be within the following maturity bands:

FIXED RATE MATURITY PROFILE LIMIT

Period	Minimum Cover	Maximum Cover
1 to 3 years	20%	60%
3 to 5 years	20%	60%
5 to 10 years	20%	60%

LIQUIDITY

The Council minimises its liquidity risk by avoiding concentration of debt maturity dates and by maintaining committed borrowing facilities at a level that exceeds 110% of projected peak borrowing levels over the following twelve

months. The Council will only drawdown or borrowing against these facilities as required.

Where special funds are maintained to repay borrowings, these investments are held for maturities not exceeding borrowing repayment dates.

The Council avoids exposure to liquidity risk by managing the maturity of its borrowing programme within the following maturity limits:

BORROWING MATURITY PROFILE LIMITS

Period	Minimum	Maximum
0 to 3 years	20%	60%
3 to 5 years	20%	60%
5 years plus	15%	60%

CREDIT EXPOSURE

The Council borrows from approved institutions with satisfactory credit ratings. Borrowings are managed to ensure the Council is not exposed to material concentrations of credit risk. Limits are spread amongst a number of counterparties to avoid concentrations of credit exposure.

BORROWING REPAYMENT

The Council will repay borrowings from a combination of excess depreciation over and above renewals, sale of surplus or underperforming assets, operating surpluses or from the renewal of borrowings.

SPECIFIC BORROWING LIMITS

In managing its borrowings, the Council adheres to the financial principles contained with its Treasury Management Policy. In determining a prudent level of borrowings the Council assesses the level of net borrowing against the Council's recognised total realisable assets and net interest expense per annum against operating revenues.

Total Council Borrowings will be managed within the following macro limits:

RATIO	LIMIT
Net borrowing as a percentage of equity	<10%
Net borrowing as a percentage of income	<150%
Net Interest as a percentage of income	<15%
Net Interest as a percentage of annual rates income	<20%
Liquidity (Term borrowing + committed loan facilities to 12 month peak net borrowing forecast)	>110%

SECURITY

Council borrowings are secured by way of a Debenture Trust Deed (representing a charge over Council rates revenue). This security relates to any borrowing and to the performance of any obligation under any incidental arrangement. However, if it is considered advantageous, the Council's borrowings and other financial arrangements may be undertaken on an unsecured basis, or secured by way of a charge over its physical assets.

Rates Remission Policy

INTRODUCTION

In accordance with Section 85 of the Local Government (Rating) Act, 2002:

- i) A local authority may remit all or part of the rates on a rating unit (including penalties for unpaid rates) if –
 - a. the local authority has adopted a remissions policy under section 102 of the Local Government Act 2002, and
 - b. the local authority is satisfied that the conditions and criteria in the policy are met.
- ii) The local authority must give notice to the ratepayer identifying the remitted rates.

RURAL OPEN SPACE REMISSION

REMISSION STATEMENT

The Council may grant a 50 percent remission on land classified as “rural” under the District Plan where the rating unit is rated under the Base differential and used principally for farming or conservation purposes.

POLICY OBJECTIVE

To provide rates relief for rural, farmland and open spaces.

CONDITIONS AND CRITERIA

Land used principally for farming or conservation purposes

A rates remission of 50 percent of the Base general rate will be granted to rating units that are classified as rural under the District Plan and used principally for farming or conservation purposes. Under this policy “principally for farming or conservation purposes” is defined as where:

- a) The rating unit (or property) exceeds 30 hectares in area, and
- b) 50 percent or more of the rateable capital value of the property is made up of the land value, and
- c) the principal use of the land is for conservation, agriculture, horticulture, pastoral or silviculture purposes, or for the keeping of bees, poultry or other livestock excluding commercial dog kennels or catteries.

APPLYING FOR REMISSION

All applications must be in writing using the Wellington City Council ‘Application for Remission’ form.

The approval of any remission is at the absolute discretion of the Wellington City Council or its delegated officer. Applications for this remission must be received prior to the commencement of the rating year.

Successful applications received during a rating year will be applicable from the commencement of the following year. No applications will be backdated.

DELEGATION

Decisions relating to the remission of rates are delegated to officers as set out in the Council's delegations manual.

REMISSIONS ON LAND USED PRINCIPALLY FOR GAMES OR SPORT

REMISSION STATEMENT

Where the Council considers a rating unit is used principally for games or sport, it will apply a 50 percent remission of general rates where the rating unit:

- a) has a club licence under the Sale of Liquor Act 1989, and
- b) would otherwise qualify as 50 percent non-rateable under Part 2, Schedule 1, of the Local Government (Rating) Act, and
- c) the property is rated at the Base differential.

POLICY OBJECTIVE

To reduce the adverse financial impact of the Local Government (Rating) Act 2002 on land used principally for games or sports, occupied by clubs that hold a club liquor licence and no longer qualify as 50 percent non-rateable.

CONDITIONS AND CRITERIA

All applications must be received in writing using the Wellington City Council 'Application for Remission' form. A remission under this policy will apply for one year only. Applicants must reapply annually. The application for a rate remission must be made prior to the commencement of the rating year (1 July). Successful applications received during a rating year will be applicable from the commencement of the following year. No applications will be backdated. For the avoidance of doubt, this policy specifically excludes chartered clubs and clubs holding permanent charters.

DELEGATION

Decisions relating to the remission of rates are delegated to officers as set out in the Council's delegations manual.

SPECIAL CIRCUMSTANCES REMISSION

REMISSION STATEMENT

It is recognised that not all situations in which it may be appropriate for the Council to remit rates will necessarily be known in advance and/or provided

for in specific rating policies. In circumstances where the rating policy is deemed by the Council to unfairly disadvantage an individual ratepayer, the Council may grant a one-off remission of part or all of the rates assessed for a rating unit (or property) on the condition that the remission does not set a precedent that unfairly disadvantages other ratepayers.

POLICY OBJECTIVE

To provide for the possibility of a rates remission in circumstances that have not been specifically addressed in other parts of the Council's Rates Remission and Postponement Policies.

CONDITIONS AND CRITERIA

The Council may remit part of the general rate assessed in relation to particular rating unit where:

- i) the rates on that rating unit are disproportionate to those levied in respect of comparable rating units, or
- ii) the rating policy is determined by the Council to unfairly disadvantage an individual ratepayer.

The approval of the remission must not set a precedent that unfairly disadvantages other ratepayers. A remission under this policy will apply for one year only. Applicants must reapply annually.

All applications must be received in writing using the Wellington City Council 'Application for Remission' form. Special Circumstances remission applications may be received and actioned after the start of a rating year (1 July), but no application will be back dated beyond the current rating year.

DELEGATION

Decisions relating to the remission of rates are delegated to officers as set out in the Council's delegations manual.

REMISSION OF DOWNTOWN LEVY TARGETED RATE ON PROPERTY UNDER DEVELOPMENT

REMISSION STATEMENT

The Council may remit part or all of the Downtown Levy targeted rate on land classified under the Council's commercial, business and industrial differential and located in the central city area as defined under the District Plan, where the property is deemed to be 'not fit for purpose'.

POLICY OBJECTIVE

To provide rates relief for downtown commercial property temporarily not fit for purpose due to the property undergoing development and therefore not receiving the benefits derived by contributing to the Downtown Levy targeted rate.

CONDITIONS AND CRITERIA

A remission of the Downtown Levy targeted rate may be granted to rating units that are classified under the Council's commercial, business and industrial differential and located in the "central city area" under the Council's operative District Plan where the property is temporarily not fit for purpose. Under this policy "not fit for purpose" is defined as where:

- a) the property (rating unit) will not hold sufficient consents to permit occupation and,
- b) the property (rating unit) will not be used for any purpose, apart from the construction of buildings, premises or associated works, and
- c) the property (rating unit) will not generate any revenue stream

The above criteria apply to and must be met by an entire rating unit, as identified in the Council's rating base.

APPLYING FOR REMISSION

All applications must be in writing and set out the reasons for the request using the Wellington City Council 'Application for Remission' form.

Each remission application is applicable to a single rating year. All applications for a remission on a rating unit that has previously received a remission or remissions, must be re-submitted (annually) for consideration of further remissions (prior to the commencement of the rating year).

The determination of eligibility and approval of any remission is at the absolute discretion of the Wellington City Council or its delegated officer.

Applications made for a remission will be considered on their own merits and any previous decisions of the Council will not be regarded as creating a precedent or expectations.

With the exception of the 2009/10 rating year applications for this remission must be received prior to the commencement of the rating year. For 2009/10 remission applications can be received up to 31 September 2009.

With the exception of the above, successful applications received during a rating year will be applicable from the commencement of the following year. The Council will not allow remissions retrospectively.

DELEGATION

Decisions relating to the remission of rates are delegated to officers as set out in the Council's delegations manual.

RATES PENALTY REMISSION POLICY

POLICY OBJECTIVE

To enable the Council to act fairly and reasonably when rates have not been received by the due date.

CONDITIONS AND CRITERIA

Upon receipt of an application from the ratepayer, or if identified by the Council, the Council may remit all or part of a penalty where it considers that it is fair and equitable to do so.

Matters that will be taken into consideration by the Council include the following:

- a) the ratepayer's payment history, and
- b) the impact on the ratepayer of an extraordinary event, and
- c) the payment of the full amount of rates due, or
- d) the ratepayer entering into an agreement with the Council for the payment of rates within a reasonable timeframe.

The Council reserves the right to impose conditions on the remission of penalties.

DELEGATION

Decisions relating to the remission of penalties on rates are delegated to the Chief Financial Officer and Manager, Financial Transactions, as set out in the Council's delegations manual.

REMISSION OF RATES ON MAORI FREEHOLD LAND

The Council's objectives in relation to rates remission and postponement apply equally to Maori Freehold land. Therefore the rates remission and postponement policies applicable to Maori Freehold land are identical to those that apply to non-Maori Freehold land.

NON – RATEABLE LAND

In addition to rates remissions some types of property are not rateable or partly non rateable under Schedule 1 and Schedule 2 of the Local Government Rating Act (2002). For details of non-rateable property uses refer to this legislation or the Council's website.

Rates Postponement Policy

POLICY OBJECTIVE:

To assist ratepayers experiencing extreme financial hardship that affects their ability to pay rates.

CONDITIONS AND CRITERIA:

For residential and other land rated at the Base differential:

The postponement of rates in cases of financial hardship is a last resort to assist residents who own their own home, after all other avenues to meet rates commitments have been exhausted.

The financial hardship must be caused by circumstances beyond the ratepayer's control. Criteria for the postponement of rates for residential ratepayers in cases of hardship are as follows:

- i) the applicant must be unable to pay their rates bill because of personal circumstances, and
- ii) the applicant must have tried all other avenues (including seeking a reverse mortgage from their bank) to fund their rates, and
- iii) the applicant must have no significant assets (other than their family home), and
- iv) the applicant must accept a legal charge to the Council over the property.

Approval of rates postponement is for one year only.

The applicant must reapply annually for the continuation of a rates postponement using the Council's 'Application for Postponement' form. An application fee of \$200 (including GST) will be charged and added to the total value of rates postponed on the first successful postponement application granted on each rating unit. Before applications are processed, applicants must be provided with information that clearly sets out the long term effect of postponing rates on their estate. Annually on 30 June interest will be charged in arrears on rates postponed, at a rate equal to the Council's average cost of borrowing at that date.

For land rated at the Commercial, Industrial and Business differential:

The postponement of rates is a last resort to assist commercial, industrial and business ratepayers after all other avenues to meet rate commitments have been exhausted.

The financial hardship must be caused by circumstances outside the business' control.

Criteria for the postponement of rates for commercial, industrial and business ratepayers in cases of hardship are as follows:

- i) the applicant must be unable to pay their rates because of business circumstances, and
- ii) the applicant must have tried all other avenues (including obtaining a loan from their bank) to fund their rates, and
- iii) the net value of an applicant's property (after the value of all mortgages on the property and the total value of the rates postponed) must exceed 10 percent of the market value of the property i.e. the Council will not postpone rates where there is a significant risk that the rates will not be paid at some time in the future, and
- iv) the applicant must accept the Council's legal charge over the property.

Approval of rates postponement is a one-off event. A one-off application fee of \$200 (including GST) will be charged on all successful postponement applications. Rates postponed on commercial, industrial or business property must be paid in full by the start of the Council's next financial year (i.e. 1 July). Annually on 30 June interest will be charged in arrears on rates postponed, at a rate equal to the Council's average cost of borrowing at that date.

DELEGATION

Decisions relating to the postponement of rates are delegated to the Chief Financial Officer, Financial Controller and Manager – Financial Transactions, as set out in the Council's delegations manual.

Part two: Appendices

- **Significance Policy**
- **Policy on Partnerships with the Private Sector.**
- **Assessment of water and sanitary services: summary**
- **Waste Management Plan: summary**

Significance Policy

1 INTRODUCTION

1.1 This Significance Policy outlines the Council's general approach to determining the significance of proposals and decisions, and includes procedures, criteria and thresholds the Council will use in assessing the significance of issues, proposals, decisions and other matters, and which are significant (ie have a high degree of significance).

1.2 It also lists assets, and groups of assets, the Council has determined are strategic assets.

2 STATUTORY CONTEXT

2.1 The Council is required to have a policy on significance under section 90 of the Local Government Act 2002 (the Act).

DEFINITIONS

2.2 Section 5 of the Act defines 'significant' and 'significance' as follows:

Significance, in relation to any issue, proposal, decision, or other matter that concerns or is before a local authority, means the degree of importance of the issue, proposal, decision, or matter, as assessed by the local authority, in terms of its likely impact on, and likely consequences for:

- a) the current and future social, economic, environmental, or cultural well-being of the district or region;
- b) any persons who are likely to be particularly affected by, or interested in, the issue, proposal, decision or matter;
- c) the capacity of the local authority to perform its role, and the financial and other costs of doing so.

Significant, in relation to any issue, proposal, decision, or other matter, means that the issue, proposal, decision, or other matter has a high degree of significance.

RELEVANCE OF SIGNIFICANCE TO DECISION-MAKING

2.3 Council decision-making must meet the requirements of sections 77 (the identification and assessment of options for meeting the objective of a decision), 78 (taking into account community views), 80 (identification of inconsistent decisions), 81 (contributions to decision-making processes by Maori) and 82 (consultation processes).

2.4 The assessment of the significance of a decision will help the Council determine the appropriate nature, extent and degree of compliance required with the decision-making processes in those sections. (See section 79 of the Act.)

2.5 In essence, the more significant the issue the higher the standard of compliance required. For significant decisions, the Council must ensure appropriate compliance with the decision-making requirements in the Act.

2.6 The significance of a matter will also guide the local authority's decisions on how it best discharges its responsibility to give consideration to community views. If consultation is undertaken, the significance of the decision will help determine the nature of the consultation.

2.7 It is helpful to bear in mind that the references to 'significance' in the Act are intended to ensure that appropriate attention and consideration is given to matters based on their relative importance to the district or region.

2.8 Significance will also be relevant to determine whether a decision would:

2.8.1 significantly alter the intended level of service provision for any significant activity (including a decision to commence or cease such activity);

2.8.2 significantly affect the capacity of the council, or the cost to the council, in relation to any activity in the LTCCP;

2.8.3 alter the mode by which a significant activity is undertaken.

2.9 Any decision to transfer ownership or control of a strategic asset, or a decision to construct, replace or abandon a strategic asset, cannot be made unless it has first been included in the LTCCP, and in a statement of proposal relating to the Council Plan.

2.10 It needs to be noted that if a decision is not significant (ie does not have a high degree of significance), it does not mean it is unimportant and that the decision-making requirements of the Act do not apply.

3 GENERAL APPROACH

3.1 The Council will consider each proposal or decision on a case by case basis to consider its significance and to determine whether it is significant.

3.2 In considering significance the Council will apply the thresholds and criteria set out in this Policy, to the overall assessment of the proposal, established from its assessment of the likely impact/consequences for:

3.2.1 the proposal or decision on the current and future social, economic, environmental, or cultural well-being of the community;

3.2.2 any parties who are likely to be particularly affected by or interested in the proposal or decision;

3.2.3 the capacity of the Council to perform its role and financial and non-financial costs and implications of the proposal or decision.

3.3 In undertaking its assessment of a proposal or decision the Council will take into account views already expressed by persons affected.

3.4 Council will also take into account circumstances under which a decision is taken and what opportunities there are to consider options and the views and preferences of other people. Where failure to make a decision urgently could result in the loss of an opportunity which could contribute to achieving the outcomes being sought by Council, then Council will tailor its decision processes as much as practicable to achieve the timeline required.

3.5 Depending on the decision, Council may need to also determine whether the proposal or decision is one that involves a significant activity. This Policy sets out Council's approach for identifying significant activities.

3.6 Before considering the application of thresholds, criteria and procedures there will be a check that the issue under consideration:

3.6.1 has not already been included in the LTCCP; or

3.6.2 is not already the subject of a Council resolution or is covered by an existing Council policy.

4 THRESHOLDS, CRITERIA AND PROCEDURES

THRESHOLDS

4.1 The financial impacts of a decision will be an initial indicator of its significance, and whether a decision is significant.

Financial impact is defined below.

4.2 However, the financial threshold is not an absolute measure that a proposal is significant. That is:

4.2.1 A matter which does not meet the financial threshold may still be significant if, after assessment under the criteria below, the decision is still assessed as having a high degree of significance; or

4.2.2 a decision which exceeds the financial threshold may not necessarily be significant, if after consideration of the criteria below the Council determines that the matter does not have a high degree of significance.

Proposal or Decision Threshold

4.3 Financial impact – any decision which exceeds 10 per cent of total rates revenue in any year or years to which the proposal or decision relates.

4.4 Financial impact includes any of operating expenditure, capital expenditure and/or revenue relating to the proposal or decision during the timeframe of the LTCCP.

CRITERIA – GENERAL

4.5 A proposal or decision will also be assessed against the following criteria:

4.5.1 whether the proposal or decision materially affects all or a large portion of the community;

4.5.2 whether the impact or consequences of the proposal or decision on the affected persons (being a number of persons) will be substantial;

4.5.3 whether the financial implications of the decision on Council's overall resources, and ability to deliver, are substantial;

4.5.4 whether the issue, proposal, decision or other matter has a history of wide public interest in the community or is likely to generate considerable public controversy;

4.5.5 whether it is a decision required to preserve or maintain Council's position in existing investments (in particular strategic assets) and is in accordance with the Council's investment policy;

4.5.6 whether the proposal or decision maintains the substance of service delivery, and whether the mode of delivery changes;

4.5.7 whether Council maintains the effective ownership of the asset at the same or similar level and maintains direct or indirect control of the asset;

4.5.8 whether the proposal or decision is contemplated by Council's liability and investment policies, and is to be given effect to in accordance with those policies.

4.6 A high level of significance on one or more of the criteria may or may not result in the decision itself as having a high degree of significance (ie being significant). Further, if a proposal or decision flows logically from existing policies or a decision(s) in the LTCCP, it would indicate that the decision is not significant.

CRITERIA – FOR THE IDENTIFICATION OF SIGNIFICANT ACTIVITIES

4.7 The Act refers to 'significant activity' in:

4.7.1 section 88 – alteration in the mode by which a 'significant activity' is undertaken (what comprises 'the alteration in the mode' is defined in section 88(2));

4.7.2 section 97(1)(a) – to significantly alter the intended level of service provision for any 'significant activity' (including a decision to commence or cease service provision of such an activity).

4.8 Council has identified seven strategies that are aligned with the 4 well-beings under the Act. Under each strategy¹, Council has identified the activities that contribute to the strategy. These group the specific projects that will be undertaken under the 3 year life of the LTCCP to support and give effect to the activity.

4.9 When determining whether an activity is a 'significant activity', Council:

4.9.1 will generally consider the whole of the activity (not the specific projects) because it is the activity as a whole that delivers the service and contributes to the seven strategies (rather than the specific projects);

4.9.2 will use the thresholds in this Policy to determine the significance of an activity (when it applies the financial threshold it will consider the budgeted financial expenditure for the activity as a whole);

4.9.3 will consider whether any new project will change an activity from being not significant to significant, in which case s97(1)(a) will apply.

4.10 If Council determines that an activity is a 'significant activity', Council will:

4.10.1 determine whether the proposal comprises an 'alteration in the mode' by which it is undertaken by reference to section 88(2); and/ or

4.10.2 determine whether the proposal will significantly alter the intended level of service provision, through reference to the thresholds and criteria above.

4.11 For example:

4.11.1 The provision of landfills is a significant activity in the LTCCP. The decision to close the Northern landfill was not a decision under s97(1)(a) as the Northern landfill was itself not a significant activity, and further the operation of the landfills activity (as a whole) will be undertaken in a way that ensures that landfill services undertaken by the Council are not significantly altered.

4.11.2 The provision of library services as a whole is a significant activity, however the specific projects that make up the activity (eg branch libraries) are not a significant activity. If any change to any particular project is to be considered, it will be assessed as to whether it significantly alters the level of service offered by the library service as a whole.

4.11.3 A proposal to commence a significant activity (in financial terms), may change an existing activity with low or moderate significance into a significant one.

PROCEDURES

4.12 Every report to the Council or a Council committee must include a statement indicating that the issue of significance has been considered in relation to the general approach, thresholds and criteria in this Policy.

¹ The seven strategies are outlined in Volume One of this plan.

- 4.13 Where the financial threshold is triggered, the report will specifically address the consideration of significance under the Policy, and assessment of the degree of significance with a recommendation to Council.
- 4.14 For any proposal or decision which is considered significant, the report will specifically address sections 77, 78, 80, 81 and 82 of the Act (as are applicable).
- 4.15 In all circumstances, Council is the decision-making body for significant decisions. These powers may be delegated to standing committees according to a defined set of criteria and, in relation to significant decisions, those committees will act within delegated authority at all times.

5 STRATEGIC ASSETS

5.1 Section 5 of the Act defines 'strategic asset' as follows:

Strategic asset, in relation to the assets held by a local authority, means an asset or group of assets that the local authority needs to retain if the local authority is to maintain the local authority's capacity to achieve or promote any outcome that the local authority determines to be important to the current or future well-being of the community; and includes:

- a) any asset or group of assets listed in accordance with section 90(2) by the local authority, and
- b) any land or building owned by the local authority and required to maintain the local authority's capacity to provide affordable housing as part of its social policy, and
- c) any equity securities held by the local authority in
 - i) a port company within the meaning of the Port Companies Act 1988:
 - ii) an airport company within the meaning of the Airport Authorities Act 1966.

5.2 The Act (section 97) requires that certain decisions about strategic assets can only be taken if the decision is explicitly provided for by a statement of proposal in the LTCCP or an amendment to it. This applies particularly to decisions to transfer the ownership or control of a strategic asset to or from the Council, or a decision to construct, replace or abandon a strategic asset.

List of strategic assets

5.3 Strategic assets are only those assets, or those groups of assets, which are considered to have a high degree of significance in ensuring the capacity of the Council to achieve or promote activities important to the current and future wellbeing of the community. A number of important Council services and activities utilise Council assets or groups of assets. However even for important services or activities, the assets involved may not be listed as strategic where it is not essential for the Council to own that asset in order to deliver the service or provide the activity.

5.4 The Council considers each asset or group of assets in table 1 to be, in its entirety, a strategic asset. This is because the asset/ group of assets as a whole contributes to the Council's capacity to achieve and promote Council's outcomes associated with each of Council's seven strategies.

WHERE A PROPOSAL OR DECISION IS DEALING WITH PART ONLY OF A GROUP OF ASSETS LISTED AND MANAGEMENT OF STRATEGIC ASSETS

5.5 Where Council is making a decision which relates to only a part of a group of assets listed as strategic (that is, an individual component and not every single element of the group of assets) and the decision will not affect the overall strategic nature and ability of the remaining assets in the group to meet the intended Council outcome, that part of the group of assets on its own shall not be regarded as a strategic asset.

5.6 Without limiting the application of this provision to other group assets, the following examples of the application of the Policy to group assets are given:

5.6.1 water supply network assets, means those group assets as a whole and not each individual pipeline, reservoir, and pump station. The Council does not consider that addition or deletion of parts of that group asset (being a part of the group asset as a whole) will affect the overall group assets strategic nature.

5.6.2 Roading and reserve assets (respectively) means those group assets as a whole. Therefore if the Council acquires land for a new road (or the formed road itself) or new reserve lands as a result of subdivision, these additions are part of the day to day business of managing the roading and reserves assets.

5.6.3 decisions that involve the transfer of ownership or control of an element of a group strategic asset where the remaining assets of the group enable Council to still meet its strategic outcome, will not on their own be regarded as a strategic asset. Examples include:

- decisions to facilitate the development of the Waterfront in accordance with the Waterfront Framework (April 2001) or other similar policy for the Waterfront;
- disposal of former road provided that the Council has followed the road stopping processes under the LGA;
- disposal of individual reserves provided that the Council has followed the procedures in the Reserves Act 1977.

5.7 The listing of the Council brand (Absolutely Positively Wellington) applies to the brand in its entirety. When Council is dealing with activities that support the brand (such as the logo) those elements are not strategic assets in themselves. Therefore the decisions the Council makes to manage the brand (for example: allowing a third party to use the logo; to develop an associated brand; or to update and enhance the logo) will not be affected by the requirements of section 97.

STRATEGIC ASSETS – TABLE 1

ASSET	STRATEGY AREA
Part A – Assets Council owns that are strategic assets under section 5 of the act	
Equity in Wellington International Airport Limited.	Economic Development
The public rental housing assets held by Council required to maintain affordable housing as part of its social policy (as a whole).	Social and Recreation
Part B – Assets Council has determined to be strategic assets and those that are strategic group assets, which may be dealt with as provided in paragraphs 5.4 and 5.5 above.	
Waterfront land and assets as a whole held on trust by Wellington Waterfront Limited for Council.	Urban Development
The community centres network as a whole.	Social and Recreation
The public rental housing stock as a whole.	Social and Recreation
All cemeteries.	Social and Recreation
Swimming Pool facilities as a whole.	Social and Recreation
The library network as a whole (excluding the buildings).	Social and Recreation
City Archives.	Cultural Wellbeing
Artwork collection (including public art) as a whole.	Cultural Wellbeing
The buildings and collections of the Museum of City and Sea, City Gallery, Plimmer's Ark Gallery, Colonial Cottage Museum and Wellington Cable Car Museum.	Cultural Wellbeing
The Town Hall and Convention Centre complex as a whole.	Economic Development
Reserves lands as a whole, including the Town Belt, land held under the Reserves Act and land used for parks, gardens, sports fields and recreational areas.	Environment
The sewage collection, treatment and disposal system as a whole, including the sewer network, pump stations and treatment works.	Environment
The land drainage system as a whole, including the storm water pipe network, waterways, and retention areas.	Environment
The water supply system as a whole, including reservoirs, pump stations and reticulation.	Environment
Quarry.	Environment
Southern Landfill.	Environment
Wellington Zoo (improvement and exhibits).	Environment
The roading network as a whole including the public transport infrastructure system (as a whole, which includes the Lambton Interchange, bus shelters and other bus-related facilities).	Transport
The core data set used to deliver Council services in its entirety.	Organisational wide
The Council's brand, Absolutely Positively Wellington.	Organisational wide

Policy on Partnerships with the Private Sector

INTRODUCTION

This policy on partnerships with the private sector outlines the Council's general approach to entering into this type of arrangement, when consultation would be undertaken prior to such a partnership, what conditions might be imposed on such partnerships, their risk management, and reporting on the funding and outcomes of any such partnerships.

RATIONALE FOR THE POLICY

Partnerships with the private sector are risk sharing mechanisms where the public sector specifies the public good elements to be delivered, then engages the private sector to deliver them. Private sector operators typically have greater expertise and incentive to manage risks than the public sector, and this greater effectiveness can result in benefits for the public and private sector alike.

The policy will guide Council's decision-making in the area of partnerships with the private sector. The definition of this type of agreement used in the Act is very broad and is likely to cover a wide range of situations. For this reason the policy contains general principles that will be taken account of when developing and managing a partnership proposal. It is likely that every such proposal would include a detailed analysis of structure, risks, and management provisions.

Specific proposals for partnerships with the private sector may well be judged significant under the Council's significance policy and subject to wider consultative and assessment requirements. However, the wide range of agreements covered under the Act ("any arrangement involving grants, loans, investments, commitments of resources or guarantees given to a person engaged in business") could cover some relatively routine contractual arrangements that are not likely to be considered significant in terms of the Council's significance policy.

STATUTORY REQUIREMENTS

For statutory requirements, refer to section 107 of the Local Government Act 2002 (LGA 2002).

A partnership as defined in the Act is any arrangement involving grants, loans, investments, commitments of resources or guarantees given to a person engaged in business (the context in which the term 'engaged in business' is used appears to mean 'engaging in an activity for profit') by 1 or more local authorities. Taken together the limitation on the types of arrangements that are considered partnerships with the private sector and the limit in the definition to persons engaged in business means that a partnership with the private sector for the purposes of this Act is really only a commitment of resources to the commercial sector.

For the purposes of this section, a partnership with the private sector includes any agreement or arrangement that is entered into between one or more local authorities and one or more persons engaged in business and does not include:

- a contract for the supply of goods or services to or on behalf of a local authority; or
- arrangements where the only parties are local authorities, or council and council-controlled organisations. (Section 1 07 (2)).

This policy must be in place for the 'first' LTCCP or annual plan.

Under Section 1 07, the policy on partnerships with the private sector must set out any policies that the local authority has with respect to committing resources to partnership with the private sector.

This includes

- the circumstances in which the local authority will provide funding or other resources under partnership with the private sector (this includes grants, loans, investments or acting as a guarantor)
- what consultation the local authority will undertake with respect to any proposed commitment of funding or resources to a partnership with the private sector (undertaking a partnership with the private sector does not require consultation in and of itself unless it involves transfers or ownership or control of significant assets)
- any conditions that will imposed before entering into a partnership with the private sector
- procedures for assessing and managing associated risks
- monitoring and reporting procedures (including assessment, monitoring and reporting against the furtherance of community outcomes).

This policy on partnerships with the private sector sets out the processes that Council will adopt with respect to engaging in any partnerships with the private sector. Once adopted, this Policy may only be amended as an amendment to Councils Long Term Council Community Plan (Section 102).

CIRCUMSTANCES

The Council may consider entering into a partnership with a private sector partner, where an activity has been identified in Council's Strategic Plan, Long- Term Council Community Plan (LTCCP) or Annual Plan (henceforth referred to generically in this section as LTCCP) as a community priority or desirable community outcome.

The circumstances where a partnership with the private sector may be entered into are likely to be limited to one or more of the following:

- Where Council may be unwilling or unable to bear all of the risk (usually, though not always defined in terms of financial risks) of a particular project itself;
- Where Council may believe a particular project is of significant community benefit, but Council may have legal restrictions on its power to participate fully in that project;
- Where neither Council nor a private provider would otherwise provide the services or activity without the partnership;
- Where there are identifiable advantages in the project or activity being undertaken as a public private sector partnership rather than by either of the parties separately;
- Where the benefits to the community are greater than the costs of the partnership with the private sector.

Partnerships are expected to provide benefit to both the local authority and the private sector.

CONDITIONS

Council will enter into a partnership only where it expects that the partnership will help achieve the community outcomes or objectives in the LTCCP, but nothing in this policy commits Council to entering into such a partnership even if it will help achieve community outcomes or objectives.

Before entering into a partnership with the private sector, Council must be satisfied that:

- The partnership will help achieve the community outcomes or objectives identified in the Strategic Plan or LTCCP.
- The benefit from the partnership is greater than the costs and risks.
- Council is satisfied that the partner has demonstrated an ability to meet the terms of any agreement between Council and the private partner.
- All necessary consents, licenses, or other approvals have been obtained prior to any financial commitment by the Council.
- The partnership and its proposed business are lawful.
- A clear exit/termination strategy is agreed.
- Roles, responsibilities and liabilities of each partner are clearly defined.

Council will not enter into a Public Private Partnership where:

- The activity is primarily speculative in nature
- The cost or risk of the partnership with the private sector is judged to be greater to the community than the benefits that would accrue from the partnership with the private sector

Where appropriate, Council reserves the right to apply competitive tendering processes, in accordance with Council policy.

Other conditions may be imposed as considered appropriate by Council.

TYPES OF INVOLVEMENT

Council will consider the following methods of implementing a partnership with the private sector:

- Grants, where the assessed benefit to the community justifies, where the partnership with the private sector is accorded priority by Council, and funds are available for the activity
- Loans, where the benefit to the community is significant, but it is assessed that income or other funding can in time be accessed, and / or there will also be significant benefits to the private partner and/or it is otherwise unsuitable to provide other funding
- Investments, where there are deemed to be significant public benefits
- Acting as a guarantor for assets being constructed on Council-owned land
- Acting as a guarantor in extraordinary circumstances may be considered by Council and where there are appropriate safeguards in place to ensure budgets are not exceeded and where limitations are specified as to the total amount Council is guarantor for.

CONSULTATION

Council will undertake consultation on any revision of this “Policy on Partnerships with the Private Sector” as part of a Long-Term Council Community Plan. Where Council decides to undertake a partnership with the private sector in accordance with the policy, further consultation will not be required to be undertaken except in specific circumstances (see below).

Council may undertake additional consultation on individual partnerships with the private sector where:

- A partnership with the private sector is assessed as being greatly beneficial, but falls outside the conditions or circumstances identified in the policy.
- It is proposed to act as guarantor in extraordinary circumstances.
- The partnership would result in significant positive or negative changes in service levels, as defined in Council's Significance Policy.
- The proposal would have a material impact on Council's projected budgets, performance measures, outcomes or other objectives.
- Ownership or control of a significant asset (as defined in Council's Significance Policy), is to be transferred to or from Council.
- There is expected to be considerable public interest in whether or not the partnership with the private sector should proceed.

Where practicable, consultation on partnerships with the private sector under the above criteria will take place under the Annual Plan or Long Term Council Community Plan process. Alternatively, a separate special consultative procedure may be undertaken.

RISK MANAGEMENT

When considering a public private partnership, the potential risks to Council will be outlined and where the risks are considered significant, in terms of probability and potential effect, Council will assess the level of the risks against their benefits and management strategies.

Risk will be assessed by calculating the probability of an adverse outcome multiplied by the cost/impact of that adverse outcome, while taking into account mitigating strategies and associated costs.

Risks which may be considered are:

- Design and construction risk;
- Commissioning and operating risk;
- Service and under-performance risk;
- Maintenance risk;
- Risk of change to the legal or regulatory environment;
- Risk of legal challenge;
- Technology obsolescence risk;
- Planning risk;
- Price risk;
- Taxation risk;
- Residual value risk;
- Demand or valuation risk;
- Occupation safety and health risk;
- The relative investment of the private sector partner;
- The level of experience / track record of the partner, particularly in that activity;
- Risk to the reputation of Wellington City Council and Wellington City generally;
- Insurance coverage and limitations;
- Risk to the capacity of the council to carry out its activities, now and in the future;
- Risk to property;
- Protection of any intellectual property; and
- Any other risks identified.

Where risks exist and a partnership is to be agreed, a risk management strategy will be put in place to appropriately minimise or provide cover for that risk to the satisfaction of Council. Risk management in any or all of the above areas may be specified as being the responsibility of Council or the partner.

MONITORING AND REPORTING

A private sector partner will be expected to report using GAAP (generally accepted accounting principles) appropriate to their type of financial entity, and to allow auditing of financial and non-financial records as and when reasonably requested by Council or a representative appointed by Council. Monitoring and reporting requirements will vary, depending on the level of resources Council is expending/investing/protecting, and the nature of the partnership.

The following points may be considered:

- Proposals for partnerships with the private sector should state how they might contribute to outcomes or objectives in the LTCCP
- Measurable and auditable performance standards should be included where appropriate in partnership documents
- Progress on agreed outcomes and objectives should be reported on to Council's Strategic Planning and Policy Committee on a six-monthly basis
- Quarterly or annual financial reports may be required
- Transparency in the conduct and reporting of partnership with the private sector activities should be emphasised, acknowledging the need to protect commercial confidentiality where appropriate
- The performance of partnerships with the private sector will be reported on in Council's Annual Report.

REVIEW

It is anticipated that this policy will be reviewed as part of the next LTCCP process, three years from now.

Assessment of Water and Sanitary Services: Summary

The Council completed its Assessment of Water and Sanitary Services in October 2005. It comprises an assessment of water supply (drinking water), wastewater and stormwater drainage, cemeteries and public conveniences. Its primary focus is on public health risks. It captures much of what is contained in relevant asset management plans, but the assessment is not limited to Council services or reticulated areas. It covers services in both urban and rural areas and systems that are not owned by the Council.

The assessment highlighted a lack of information available on several systems. It was recommended that additional information be collected for the next assessment which was proposed to be completed for the Long Term Council Community Plan, however it has been decided to wait for Council's water, stormwater and wastewater strategies to be completed (due October 2009).

These strategies will assist in more clearly identifying the level of public risk the services pose and includes:

- non-reticulated potable water source, treatment and quality
- the number and type of non-reticulated wastewater treatment facilities and their efficiency.

Below are the key findings and recommendations for each service, with the progress for each service.

WATER		
Key Findings	Recommendations	Progress
Based on recent population growth rates, Greater Wellington Regional Council (GWRC) would be unable to supply sufficient potable water during 50-year drought conditions from 2007.	Contribute to Greater Wellington Water Management Plan to consider water demand issues and water conservation.	GWRC has prepared a draft Regional Water Strategy which is out for comment now. Council will consider water management options when the strategy is finalised.
Council is unable to determine whether water collected for domestic purposes from roofs, bores or streams meets current Ministry of Health guidelines as there is no long-term monitoring data collected.	Compile database of non-reticulated supplies. Consider code of practice for private rainwater systems. Undertake education regarding safe drinking water. Consider applying Ministry of Health/Ministry for the Environment national environment standard for human drinking water sources.	No action.

WASTEWATER		
Key Findings	Recommendations	Progress
Parts of the wastewater system lack sufficient capacity during wet weather.	Continue with projects to reduce sewage overflows and improve performance of wastewater network.	On going.
Information about septic tank performance indicates some do not work effectively and lead to contamination of receiving waters.	Investigate gathering information on septic tanks and on-site disposal systems. Consider mechanisms to ensure their effective operation.	Initial discussions were conducted with GWRC, but no further progress has been made.

STORMWATER		
Key Findings	Recommendations	Progress
More buildings, gardens and roads are being flooded than Council's agreed level of service.	Complete catchment management plans and subsequent upgrade works. Integrate Sustainable Urban Design and Low Impact Urban Drainage Design principles into development practices.	Catchment planning work is on going. The work on Low Impact Design is being progressed through Council projects where applicable.
Lack of information regarding what level of stormwater quality and treatment is acceptable to the public.	With GWRC, determine appropriate water quality standards. Monitor effects of stormwater contaminants in streams, harbour and south coast. Consult on stormwater quality and impacts.	Through the regional Stormwater Action Plan, and other investigations, GWRC are reviewing freshwater and coastal monitoring programmes to ensure that sampling/monitoring strategies can effectively identify and characterise the effects of stormwater discharges. This information will provide a basis for future planning.

CEMETERIES, PUBLIC CONVENIENCES AND WASTE DISPOSAL		
Key Findings	Recommendations	Progress
Cemeteries: Makara Cemetery is nearly one-third full.	Planning for new burial areas required in terms of planting, road access and services.	Long term management plan with a 20 year outlook has been prepared and adopted.
Public Conveniences: Some availability issues including winter closures.	Address ways to improve services to users.	Investigations have been made and alternative conveniences in issue areas have been identified.
Waste Disposal: Refer Solid Waste Management Plan.	Refer Solid Waste Management Plan.	Refer Solid Waste Management Plan.

Waste management plan: summary

As required under the Local Government Act 2002, the Council has adopted a waste management plan. It comprises of two parts: solid waste and liquid waste. Both plans take into account the New Zealand Waste Strategy 2002. Since then, there have been some significant changes in this area that will shape the next decade in managing our waste. These changes include:

The Waste Minimisation Act 2008

- Introduces a waste levy to discourage the production of waste and provide funds to promote and achieve waste minimisation.
- Places additional responsibility on local authorities to manage and minimise waste in their district.
- Places responsibility on businesses to look after their products from cradle to grave – i.e. manage through the products' lifecycles, motivating manufacturers to reduce packaging and design products to avoid waste from the outset.
- The creation of a Waste Advisory Board to provide advice to the Minister for the Environment on initiatives to help the Act achieve its goal of reducing waste.
- Requires Councils to review their Waste Management and Minimisation Plans and bylaws by 1st July 2012. The Plan must set out objectives, policies, and methods for waste management and minimisation, as well as funding for implementation of the plan.

Biosolids

In December 2008 the Council ceased composting biosolids (sludge made from the solid component of sewage). This decision was taken because:

- The market for compost did not develop as was anticipated when the compost plant was planned.
- The operating cost of the plant was significantly higher than had originally been expected.
- Odour emanating from the processing of sewage sludge caused significant anxiety in the local community.

Biosolids are currently disposed of in the landfill. Methane gas created by the landfill is captured and converted into electricity. Alternative technologies are available, but they are expensive and can be energy-intensive. All Councils are struggling to find alternatives to landfilling of biosolids.

Kerbside Recycling

The markets for products collected kerbside have all but disappeared. These markets, in South East Asia and China, have caused some disquiet because of the environmental impacts of our waste being processed in these parts of the world. Ideally we would process our waste here in New Zealand - the collapse of the markets means we now have no choice. If we want to keep recycling, we will need to think about processing at home, this will be more expensive than sending our waste offshore. Councils will need to provide leadership in this area.

Regional Approach

These challenges cannot be overcome by individual Councils. The Waste Minimisation Act provides for regional approaches to waste management and minimisation, and the Councils of the Greater Wellington Region have already commenced working towards common goals in this regard. It is likely that the Council's next iteration of the Solid Waste Minimisation and Management Plan will be a Regional Plan.

Solid Waste Management Plan (2003)

Our existing plan needs to be updated in light of these changes. The existing plan is based on these aspirational principles:

- working towards zero waste disposal – Council believes the reuse of all wastes is achievable but recognises it is a long term goal to work towards
- responsibility for waste – individuals or businesses that produce or pass on waste have direct responsibility its disposal, however, Council will intervene until barriers which make it difficult to reduce waste are removed
- developing an independent sustainable local and regional 'waste reduction economy' – Council has a very long term goal withdrawing from direct involvement in waste reduction activities when they are provided by the private sector (taking into consideration issues such as public health and strategic benefits)
- partnerships with the community and business sector – Council considers that this is an important means to achieving waste reduction strategies and targets.

These principles have now been largely incorporated into the new legislation, and the Council now has more obligations around compliance, auditing and reporting on waste minimisation and management.

The existing plan also contained some challenging targets, most of which have been beyond the ability of the Council to achieve:

WASTE	TARGET	COMMENT
Tyres	100% diverted for other use by 2006	Partly achieved. The volume of tyres into our landfill has greatly reduced. Although it is likely some tyres have gone to alternate landfills. The residual has been used in the gas collection system at the landfill.
Whiteware, car batteries	100% diversion by 2006	Partly achieved. Strong markets for scrap metal and spare parts have seen private businesses take most cars; whiteware is diverted away from the landfill by Council staff but some batteries still enter the landfill.
Garden waste	80% diversion by 2010	Already achieved. This material is separated and passed to a contractor for composting.
Glass	100% diversion by 2006	Not achieved. A large quantity of glass is landfilled, mixed with general waste.
Kitchen waste	Regional action plan by 2006	Not achieved. We were not able to secure a consensus for a regional plan due to high cost estimates for the activity. The proposed regional wide plan may revisit this target. This will require a collection system that is likely to cost several million dollars per annum.
Paper/cardboard	50% diversion by 2010	Unknown. The Council has no way of knowing how much paper and cardboard is recycled as most of this is undertaken commercially.
Metals	100% diversion by 2006	Not achieved. Some metal is still landfilled, mixed with general waste.
Plastics	100% of recyclable plastics by 2010	Unlikely to be achieved. The market for plastics type 1 and 2 is marginal, for others it has disappeared. Plastic is difficult to sort and

WASTE	TARGET	COMMENT
		transport and there is no commercial or financial incentive to increase plastics recycling.
Wood	Identify targets by 2006	Not achieved. The Council has no control over construction and demolition waste, and cannot measure or manage this waste stream.
Construction & Demolition	Identify targets by 2006	

New targets will be incorporated in the Solid Waste Minimisation and Management Plan – likely to be regional – to be completed in the next couple of years. The Plan will require public consultation.

Liquid Waste Management Plan (2005)

For the Council, liquid wastes relates to sewage and stormwater. While waste reduction is the primary objective, given the nature of the waste, a secondary objective is to ensure we manage liquid waste in an environmentally, economically, socially and culturally sustainable manner.

Guiding principles for the management of liquid waste

- Sustainable development – all members of society are responsible for the impact of wastes they produce
- Liquid waste is a resource – there are beneficial reuse opportunities for both sewage and stormwater
- Integrated solutions – potential solutions will take into account natural catchment areas, other developments and community plans and views
- Maori and iwi values are incorporated – recognise and provide for the kaitiakitanga or guardianship role of local iwi
- Partnerships – where appropriate, a co-operative approach will be taken to achieve joint priorities
- Polluter pays – this is currently only relevant for trade wastes.

The tables following summarise the objectives and main required actions for the management of sewage and stormwater.

SEWAGE	
Objectives	Required actions
Sewage treatment: All treatment to comply with Resource Management Act	<ul style="list-style-type: none"> ▪ Undertake preparatory works for new resource consents for Western (2006) and Moa Point (2008) treatment plants, includes options to decrease inflow and infiltration rates. ▪ Renegotiate Porirua Treatment Plant contract with Porirua City Council.
Trade Waste: Reduce quantity of trade waste, its pollutant load and ensure safe disposal methods	<ul style="list-style-type: none"> ▪ Determine appropriate fees and charges for trade waste discharges. ▪ Ensure trade waste consent holders (with high volume, fast flow or with complex discharges) have waste management and minimisation programmes by 2009. ▪ Consider requiring small and medium sized trade waste consent holders to have waste management and minimisation programmes.
Biosolids: Ensure adoption of sustainable, long term and beneficial reuse options for biosolids disposal	<ul style="list-style-type: none"> ▪ Review current disposal process, evaluate alternative options and establish implementation.

STORMWATER	
Objectives	Required actions
<p>Flooding: Manage the effects of flooding by meeting agreed levels of service, as set out in Stormwater Asset Management Plan</p>	<ul style="list-style-type: none"> ▪ Continue with flood protection programme, as set out in the Asset Management Plan. ▪ Investigate planning methods to limit or decrease use of hard surfaces.
<p>Sewage Overflows: To increase or preserve amenity of the city and preserve public health standards</p>	<ul style="list-style-type: none"> ▪ Evaluate options and costs to reduce environmental effects of overflows, including the preparation of an inflow and infiltration plan.
<p>Sediment and Silt: To decrease the quantity reaching city waterways</p>	<ul style="list-style-type: none"> ▪ Continue to work with Greater Wellington to ensure best practice sediment controls are identified and implemented. ▪ Review of Council's Earthworks Bylaw and Code of Practice for Land Development to address best practice and management of sediment.