

**RECREATION FACILITIES AND PROGRAMMES - 3RD
 QUARTER 2008/09**

1. Purpose of Report

The purpose of this report is to update the Board on recreation facilities and activities for the 3rd quarter of the 2008/2009 financial year. Community recreation facilities and programmes include the Tawa Swimming Pool, Tawa Recreation Centre and the Push Play Outreach Programme (Northern).

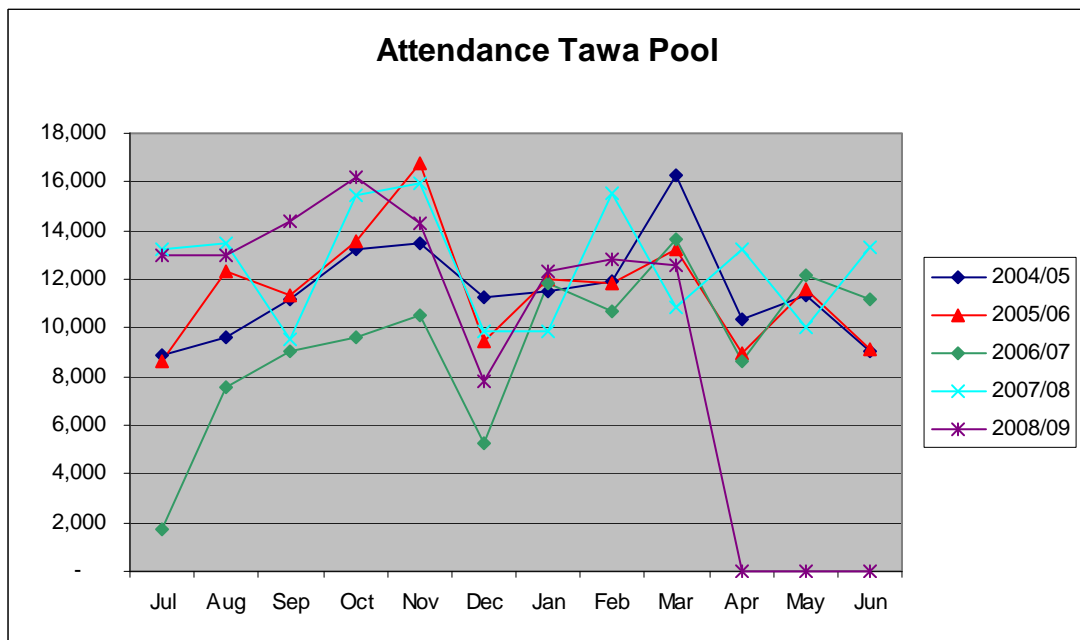
2. Recommendations

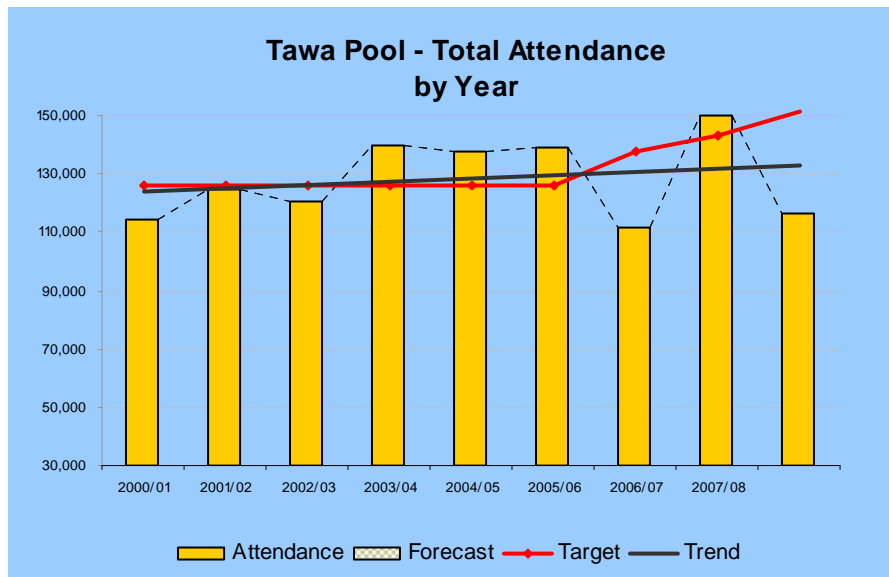
Officers recommend that the Board:

1. *Receive this information*

3. Tawa Community Pool

- Attendance for the 3rd quarter was 7,713 which is an increase of 1,474 against the same quarter of 2007/08. Participation remained fairly constant across the quarter compared with previous years. The closure of the Aquatic Centre in Porirua during January and February increased participation at the pool slightly during this period.





- Attendance year to date to 31 March 2009 was 116,269 which is up on the same period last year by 2,564 and on track to achieve the year end target of 151,000.

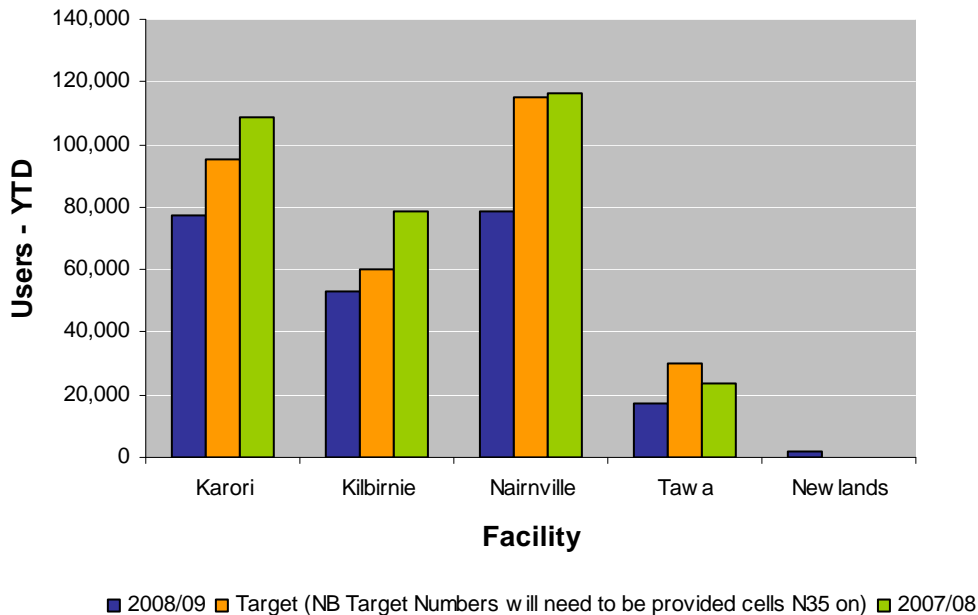


- The Tawa Pool swim school programme has continued to grow significantly with 907 children enrolled on the programme during Term 1.
- Tawa Pool hosted one of our Kids Kiwi Tri events on Sunday February 15th 2009 with 180 taking part with feedback received being extremely positive.

4. Tawa Recreation Centre

| Numbers (Actual) Category | YTD | July | Aug | Sep | Oct | Nov | Dec | Jan | Feb | Mar |
|------------------------------|---------------|--------------|--------------|--------------|--------------|--------------|------------|--------------|--------------|--------------|
| Adults | 10,902 | 1,994 | 1,532 | 1,361 | 1,931 | 627 | 451 | 962 | 1,021 | 1,023 |
| Passport to leisure | 463 | 54 | 95 | 75 | 63 | 34 | 29 | 8 | 49 | 56 |
| Children | 5,986 | 949 | 838 | 782 | 1,247 | 382 | 330 | 520 | 529 | 409 |
| TCF adult | 0 | | | | | | | | | |
| TCF child | 0 | | | | | | | | | |
| Total | 17,351 | 2,997 | 2,465 | 2,218 | 3,241 | 1,043 | 810 | 1,490 | 1,599 | 1,488 |

**Number of Users by Facility
2008/2009**



- The Centre had a total attendance of for the 3rd quarter of 4,577 which is up significantly by 844 against the same period in the previous year. Year to date overall attendance of 17, 351 is also up on last year and on track to achieve its target of 30,000.
- Much of the growth in participation during the 3rd quarter was the result of an increased number of casual bookings specifically for badminton, volleyball and soccer.
- The facility Holiday Programme held in January was at 88% occupancy each day.
- The Term 1 Netball League had a full number of teams participating and will continue in Term 2.
- This quarter we worked in conjunction with Wellington Athletics to launch a new programme called Run, Jump, Throw which is aimed

specifically at children aged 5-12 years of age. Unfortunately we were unable to get sufficient numbers to operate the programme in Term 1 but hope to get it established in Term 2.

5. Push Play Outreach Programme

- A total 2,715 participants were involved in a range of Push Play Outreach Physical Activity programmes across the city during the quarter. Approximately one quarter 685 were involved in the Northern Suburbs.
- During the summer months a significant focus was given to three areas of work. The Summer Streetball Series in association with Kenny McFadden, City Housing Push Play Sessions and Push Play in the Park, with good numbers and excellent feedback being received for all three.
- Changes proposed in the LTCCP will see a reduction in the Push Play Programme next year following the end of the funding agreement with SPARC and the CCDHB. Some impact of this is also likely to be felt prior to the end of this year as some staff involved in the programme will take up other opportunities.



Kids Kiwi Tri

Contact Officer: *Julian Todd Acting Manager, Recreation Wellington*