
REPORT 2

2014/15 ANNUAL PLAN: SUMMARY OF COMMUNITY FEEDBACK

1. Purpose of report

This report provides a summary of the consultation process and community feedback, both oral and written, on the 2014/15 Draft Annual Plan.

2. Recommendations

It is recommended that the Governance, Finance and Planning Committee:

1. *Receive the information.*
2. *Receive the submissions that were lodged as part of the Special Consultative Procedure for the 2014/15 Draft Annual Plan (previously distributed).*
3. *Note that a response will be provided to all submitters on the issues raised in their submissions following adoption of the 2014/15 Annual Plan.*
4. *Note that submissions of an operational nature will be provided to relevant business units for consideration against existing work programmes and will be actioned as appropriate.*

3 Summary of consultation process

3.1 Summary of the consultation process

The 2014/15 Draft Annual Plan describes year three of the 2012-22 Long-term Plan. The focus of community engagement was on proposed variances to what was outlined for year three of the Long-term Plan.

A Consultation and Engagement Plan for the Draft Annual Plan was agreed by the Governance, Finance and Planning Committee on 11 December 2013. The Consultation and Engagement Plan was designed to meet the Special Consultative Procedure requirements set out under legislation (the Local Government Act 2002), and achieve the following:

- Provide the opportunity for stakeholders and the community to give feedback on proposed variations to the current Long-term Plan.
- Provide the opportunity for public participation in our decision-making process.
- Contribute to Council's accountability to the community.
- Provide details on the Council's annual budget and programme of activity for the 2014/15 financial year.

The formal consultation period on the Draft Annual Plan ran from 11 February to 11 March 2014. A broad range of methods were used to engage people in the process and their feedback on what was being proposed. The following is a summary of the tools and techniques used to engage with the community.

Draft Annual Plan documents

Two hundred copies of the full publication and 500 copies of the summary were distributed. All documents were available online, at libraries, forums, festivals and available on request through the Contact Centre.

Submissions

The draft plan received 633 written submissions, with 243 using the Council submission form. We structured the submission form as a questionnaire. Submitters could complete as much, or as little of the questionnaire as they desired and the form also provided for general comments to be made.

This year, officers instituted a new electronic database to receive, process and retain submissions. Key reasons for introducing this new tool included the desire to retain in one place a record of all submissions received by Council during formal consultation processes and the desire to provide a consistent and convenient means for the public to make submissions. Council received a large proportion of the annual plan submissions on-line through this database, with other written submissions entered separately by staff after they were received. We received some feedback that the process for registering on the database and making a submission was cumbersome, especially for those who just wanted to submit on one issue. Officers are now looking at changing the early stages of the on-line process to address these issues.

Survey

We also ran an online survey replicating the submission form. Two hundred and fifty eight people completed the survey through the Council's on-line research panel, which is made up of a representative sample of the Wellington City population. The margin of error for the survey results is 5.1 with a 95 percent confidence level.

Our Capital Voice

A targeted survey on six of the proposed projects was open from 17 February until 3 March 2014. A total of 423 panel members were sent an email inviting them to take part in the survey with 196 panel members completed it.

Community Festivals

We attended a number of community events during the consultation period. These included the Island Bay Festival (16 February), the Newtown Festival (2 March) and the Kilbirnie Festival (9 March). At these events we:

- Informed people about the 2014/15 Draft Annual Plan and ways to provide input.
- Raised awareness of what services and activities Council provides.
- Recruited people for the Council's online engagement panel.

Forums

The Pacific and Multicultural Forums, held on 17 and 24 February 2014 respectively, promoted the 2014/15 Draft Annual Plan, outlined the key changes and processes for making a submission.

At the Multicultural Forum, people participated in discussions focussed on the 'big 8 ideas' in Council's growth agenda and the current services Council provides. Comments on the growth agenda will feed into Council's planning around these projects. In terms of the discussions about current services, people were surprised that subsidies for items such as swimming and Wellington Zoo were as high as they are. A number commented they were happy to see events and festivals funded through commercial rates. More specific comments about services will be incorporated into future planning.

At the Pacific Forum, people participated in group discussions on the proposed Pasifika Action Plan. The purpose of this plan is to identify priority areas of interest to Pacific people in Wellington and identify steps to address issues. The final Pasifika Action Plan will inform the Pacific Advisory Group's input into Council's policies and planning. It will also identify opportunities for Council to respond to the needs of Pacific communities through its service delivery.

Advertising

The Draft Annual Plan and information on how to make a submission was advertised online through Facebook, on the Wellington pages of the Stuff website, and through the 'Our Wellington' page in the Dominion Post newspaper.

All submissions have been provided to elected members, made available to the public at the Central Library, and through the Council website. Each submitter will be advised of the Council's decision on the points made in their submission after the Annual Plan has been adopted.

Consultation with Māori

Officers undertook early engagement on proposals in the Draft Annual Plan with Council's mana whenua partners and provided representatives with opportunities to meet with Council to discuss any of the proposals or other matters. In the Consultation and Engagement Plan for the 2014/15 Draft Annual Plan, officers also intended to work in partnership with two identified urban Māori stakeholders to ensure the information is distributed and to deliver hui/forums in the local community. Officers decided not to follow through with this proposal as it was felt unnecessary given the nature of the proposals being consulted on.

3.2 Some key facts on submitters

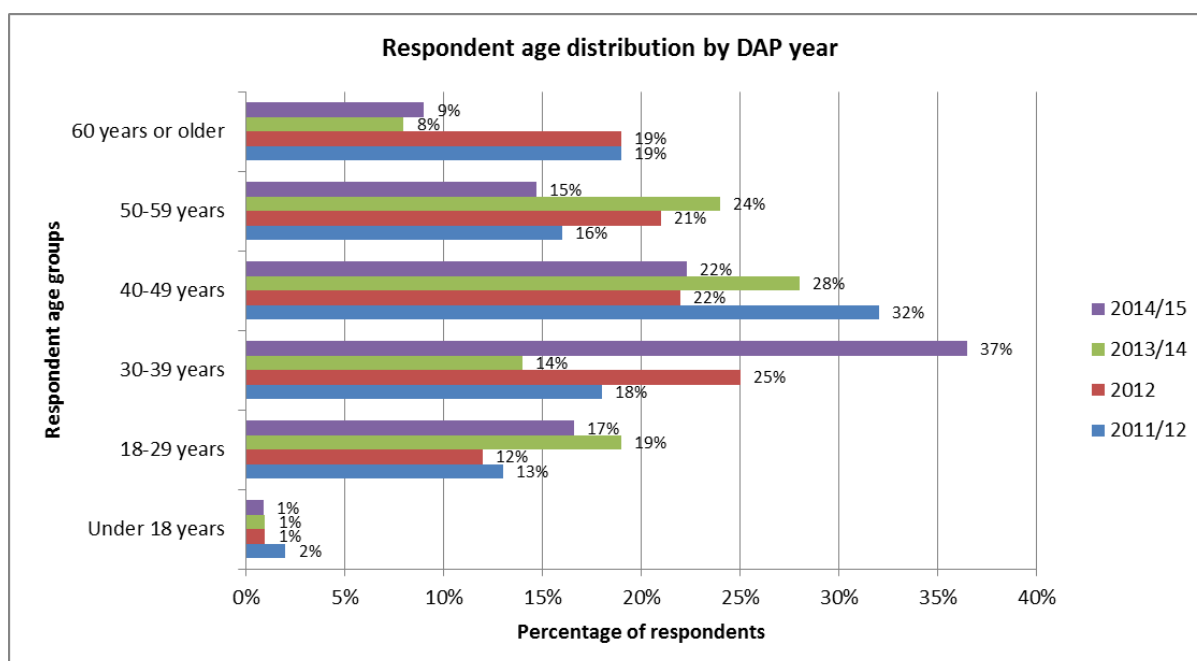
The following table details the number of submissions received since 2006.

LTCCP 2006	DAP 2007	DAP 2008	LTCCP 2009	DAP 2010	DAP 2011	LTP 2012	DAP 2013	DAP 2014
1,368	987	438	503	487	789	2600	460	633

The number of submissions, and who makes submissions tends to reflect the nature of the proposals included in the draft plan and the level of interest and/or impact on the community, or a section of the community.

People completing the Council’s submission form were asked to provide some personal information about themselves; namely their gender, age range and ethnic group.

Of the people that completed the Council’s submission form, 208 people provided their age range. This year, the 30-39 year age group dominated submissions, which was a significant jump from last year’s participation rate for this age group (up 23 percent). This is possibly because many of the proposals in the draft plan were recreation-focussed, and this age group is more likely to be actively participating in biking and have an interest in cycling and / or sporting issues in general.



4. Summary of feedback

The next section of this report outlines the results of the questionnaire, the survey and written feedback on key issues of the draft plan.

Note on analysis:

The information in the graphs of this section is taken from the results of the Council’s submission form questionnaire, and the survey. The questionnaire was completed by 243 submitters in total. The survey was completed by 258 respondents.

Indicating a preference for each option in the questionnaire and survey was not compulsory, and consequently the total number of responses for each option varies.

Where comments are outlined, these are taken from all written submissions.

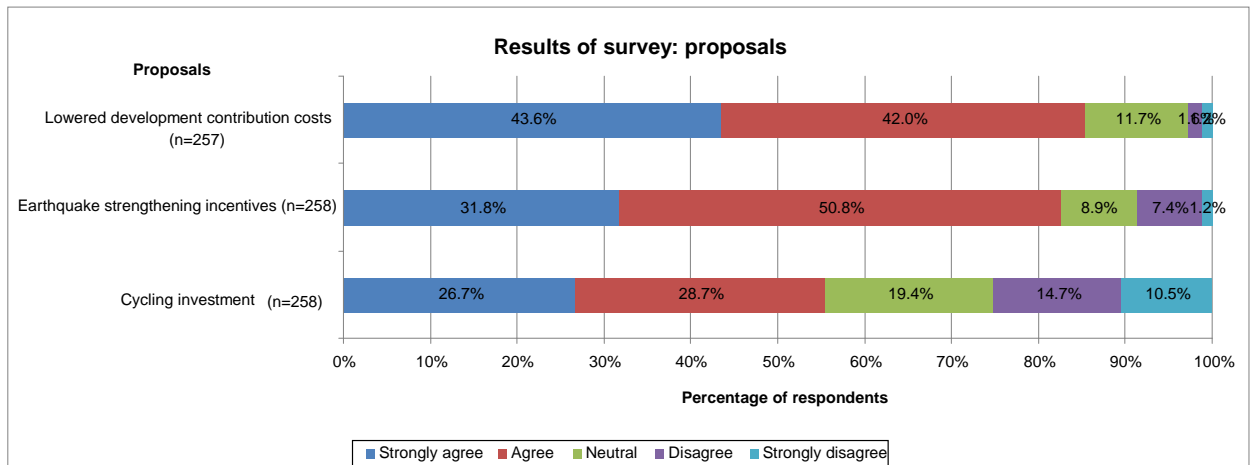
Where appropriate comments from the discussion panel on *Our Capital Voice* have also been incorporated.

4.1 Changes to the Long-term Plan

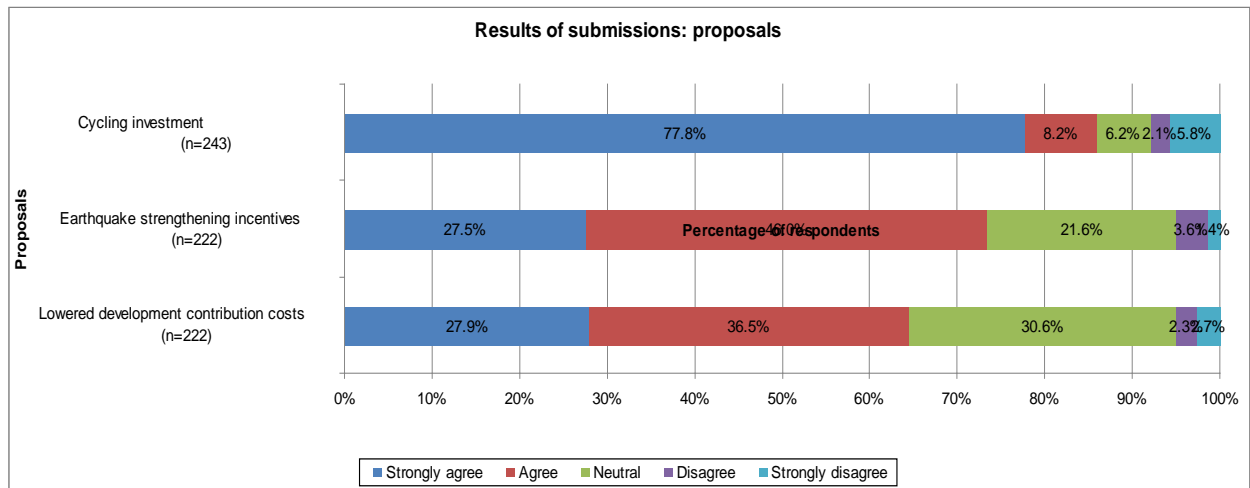
The draft plan outlined a number changes from activities proposed in the Long-term Plan. The graphs below group all proposals to show the level of support from highest to lowest. Results from the survey and the Council’s submission form are separated in the cluster graphs but for each individual initiative they are shown together.

The graphs below show three proposals (cycling investment, lowered development contribution costs and earthquake strengthening incentives) grouped in order of strongest support to lowest.

Grouped results from survey respondents



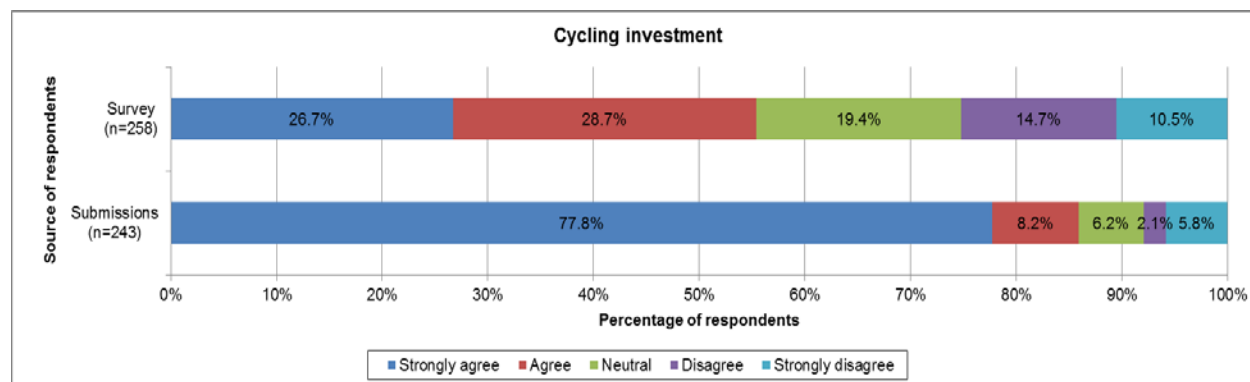
Grouped results from submissions



Overall, there was good support across all three proposals from both survey and submissions results.

Individual proposals – comparing survey and submissions

Cycling investment



Cycling investment received very strong support with 86 percent of submitters who completed the Council submission form agreeing with the proposal.

This issue drew the largest number of comments across all written submissions, both through the Council submission form and in other methods. Out of 297 comments received, 295 were favourable.

“I am really pleased to see the Council responding to the growing demand for cycling, not only as a mode of transport but as a recreational asset.”

Results from *Our Capital Voice*

Again, there was strong support for increases in cycling infrastructure investment. These respondents viewed a few main benefits of increased cycling investment, including increased safety for cyclists and motorists, decreased reliance on unsustainable transport options, and better availability of parking in the CBD.

“Cycling is important for our city - the present roads need improvement to make cycling safer and it will help reduce the traffic volumes as well as improve the health of those who get on their bikes! I would urge the council to seek out clever and creative ideas to open up new cycle routes, which minimize the situations where bikes and cars are sharing the road in uncomfortable ways.”

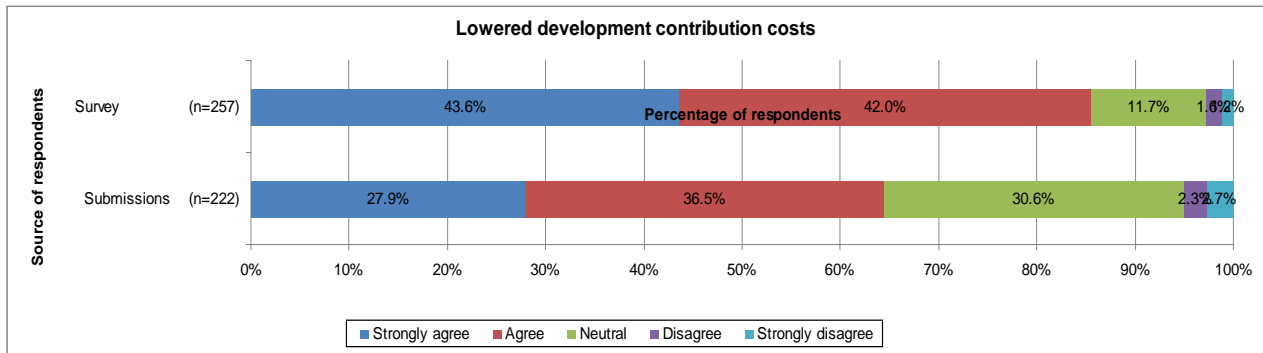
Those that were not so supportive were unconvinced by the scale of the budgetary growth or the planning around the infrastructural changes.

“I have mixed feelings about this. The streets are narrow and with private cars, taxis, buses and cyclists all using the same space, cyclists are very vulnerable. As a driver I am very nervous around cyclists and would be more so if numbers increase. However, I do want them to be safe. We need to survey and ask advice of frequent cyclists in the area.”

Those opposed believed that cyclists in Wellington were a minority, and/or thought that cycling infrastructure wasn't cost-effective or efficient.

“No, cycles are not a suitable transport for the majority of people because of Wellington's terrain. This is too much money spent on a small vocal minority.”

Lowered development contribution cost

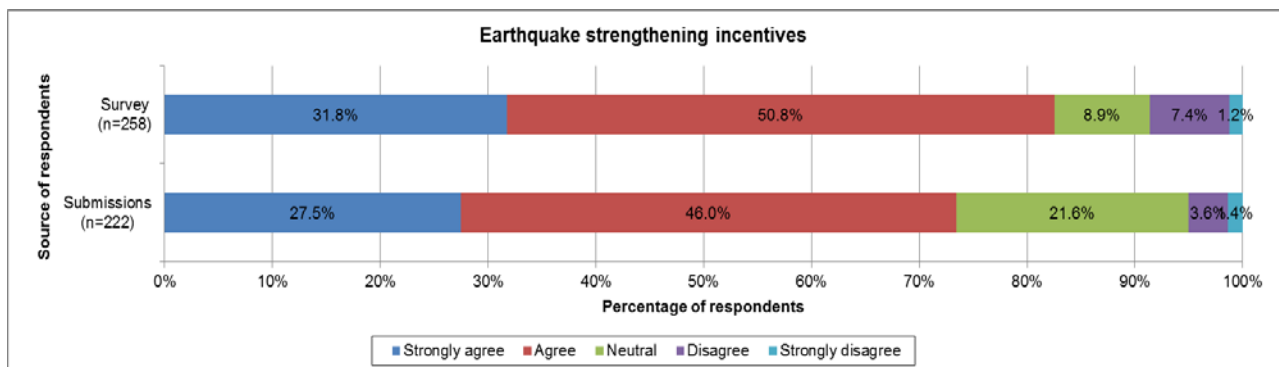


The majority of respondents from the survey and submissions were in support of lowering development contribution costs. A few comments in written submissions reinforced support for reductions for green buildings in particular.

For the minority that opposed this initiative, concerns were related to the loss of an important revenue stream that could mean the loss of funding for environmental protection.

One submitter noted that this issue is complicated by the imminent passing of the Local Government Act 2002 Amendment Bill No.3, and so thought that decisions in this area should be deferred until then.

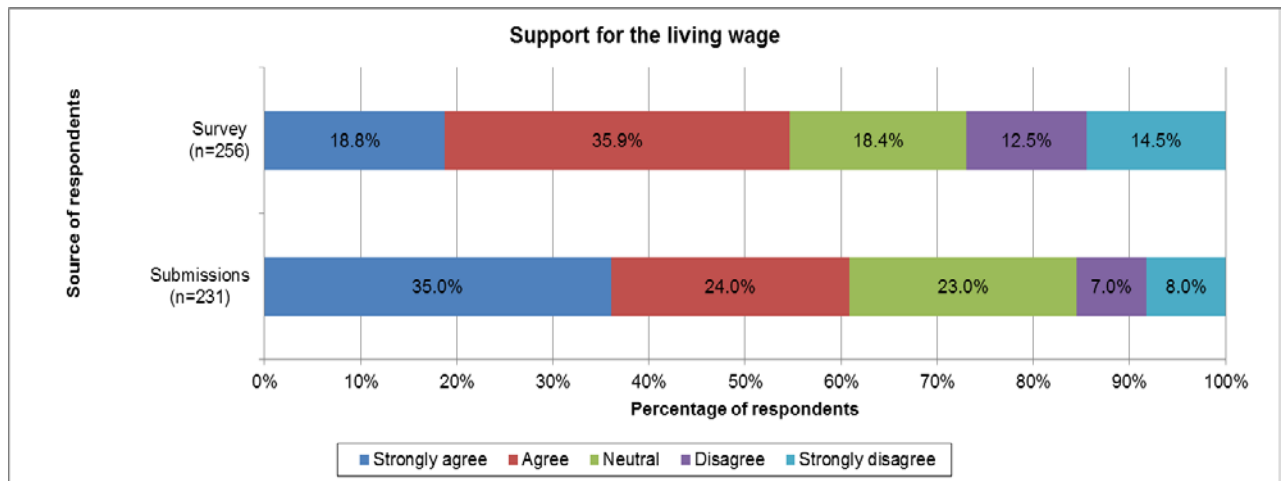
Incentives to strengthen earthquake-prone buildings



The majority of respondents from the survey and submissions were in support of incentives to strengthen earthquake-prone buildings. It is noted that one Wellington property developer indicated he did not support financial incentives from local or central government for earthquake strengthening because they were not necessary.

The Living Wage

In the Council questionnaire and the survey, people were asked: “do you agree that the Council should introduce a living wage-rate for staff of Council Controlled Organisations (CCOs) or Council contractors?” Just over 60 percent of submissions do support a wider rollout of the living wage rate.



In addition to this, the Council received 84 comments across all written submissions, with many using a common format. The majority of these supported the recent decision by Council to introduce a living wage rate for staff it directly employs and supported the wider roll out.

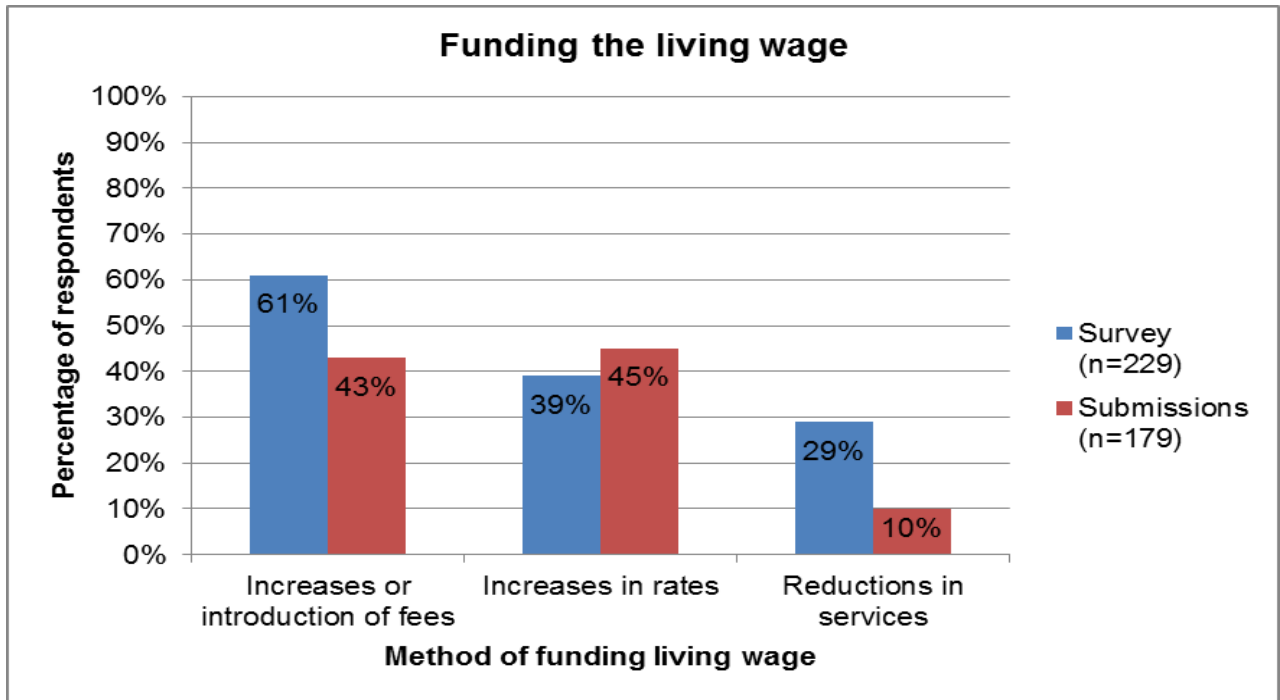
However, the Wellington Employers' Chamber of Commerce did not support the living wage and is concerned with the method in which the Council has made the decision.

We have significant reservations about this decision. Though a living wage is well-intentioned, and we all want everyone to be paid more, what is not clear is how the proposal is going to help the city grow so everyone can enjoy higher wages.

People responding through the Council's submission form and survey were asked to select one of three options with respect to how the wider rollout of the Living Wage could be funded. The options were:

- increases or introduction of fees
- increases in rates
- reductions in services.

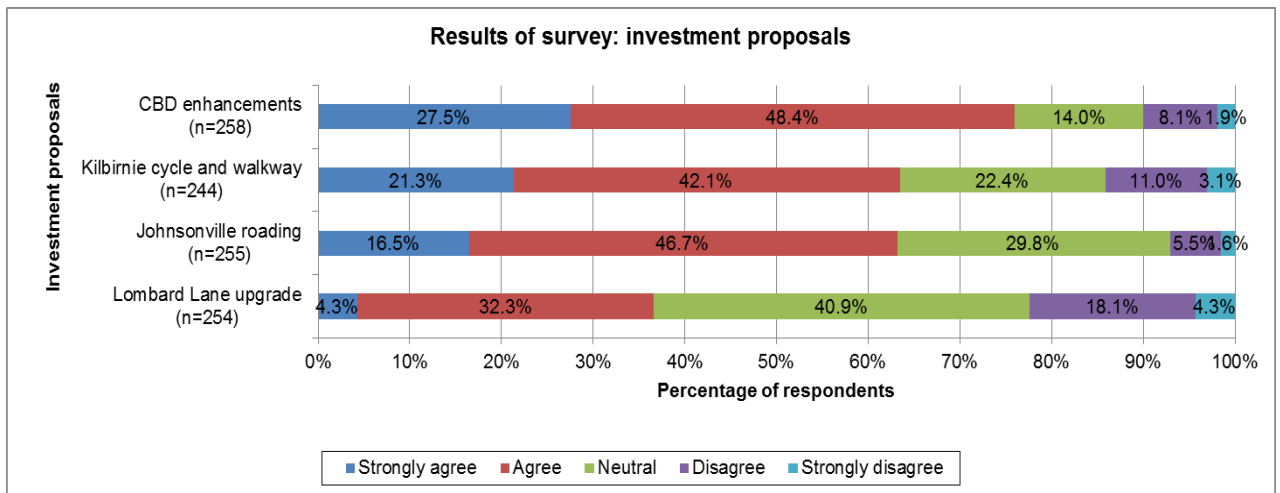
The results are shown in the graph below.



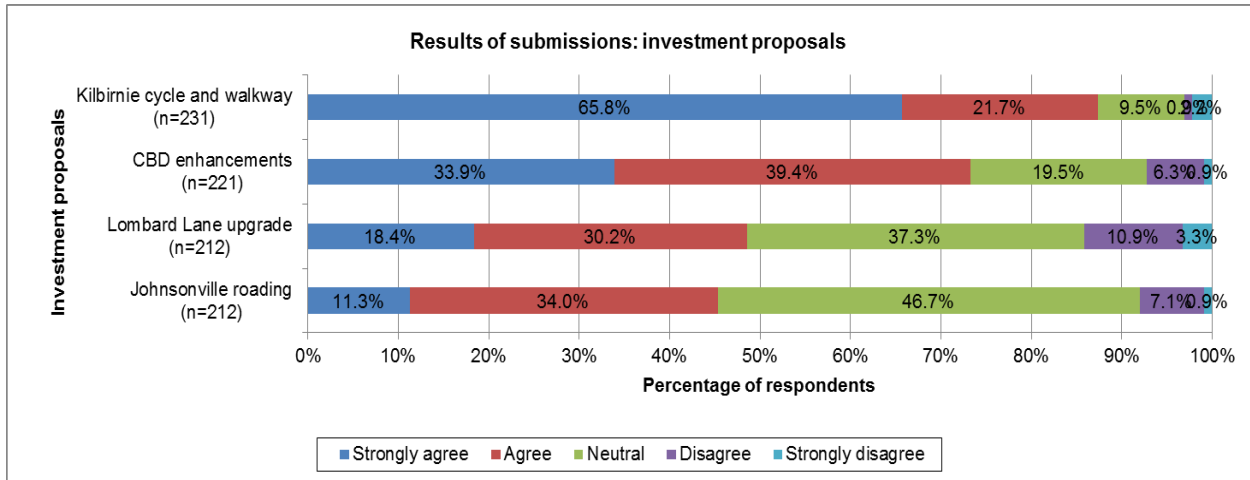
A few thought that it could be paid from the Council’s existing wages and salary budget by freezing all salaries over \$120,000.

4.2 Investment in growth areas

Grouped results from survey respondents



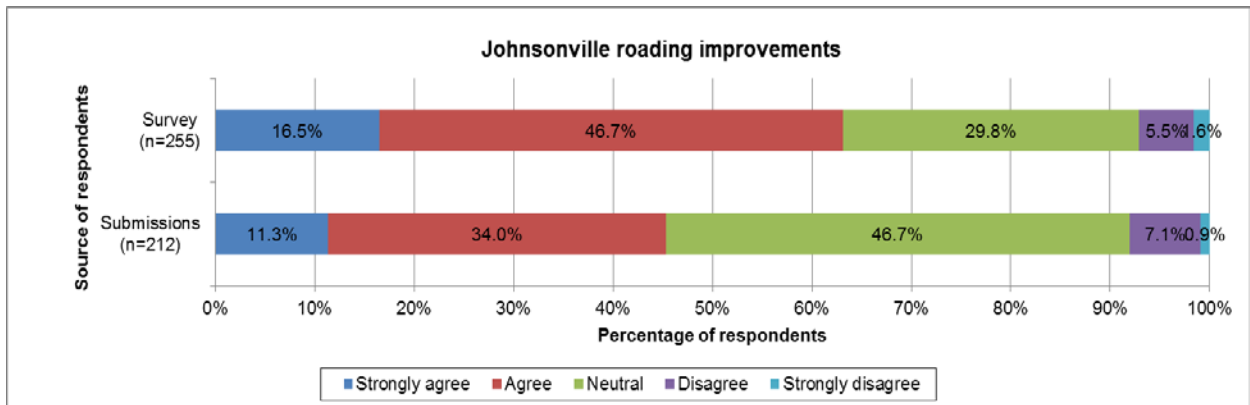
Grouped results from submissions



Overall, there was good support for CBD enhancements and the Kilbirnie cycle and walkway proposals. There was less support for Johnsonville road work with a high degree of neutrality. Lombard Lane received the lowest level of support.

Individual proposals – comparing survey and submissions

Johnsonville road improvements



As shown in the graph above, there was some support for Johnsonville road improvements, with a high degree of neutrality.

Results from *Our Capital Voice*

The majority of respondents were in support of the Johnsonville road improvements. Reasons for support were diverse, and included encouragement for economic development in the northern suburbs, improvements to road safety, and reductions to congestion.

“It seems like it will bring useful improvements which will benefit persons and businesses. Further, the Council has to spend only \$3.5 million for a \$14 million project; hence, it will bring money into the region that might otherwise go elsewhere”

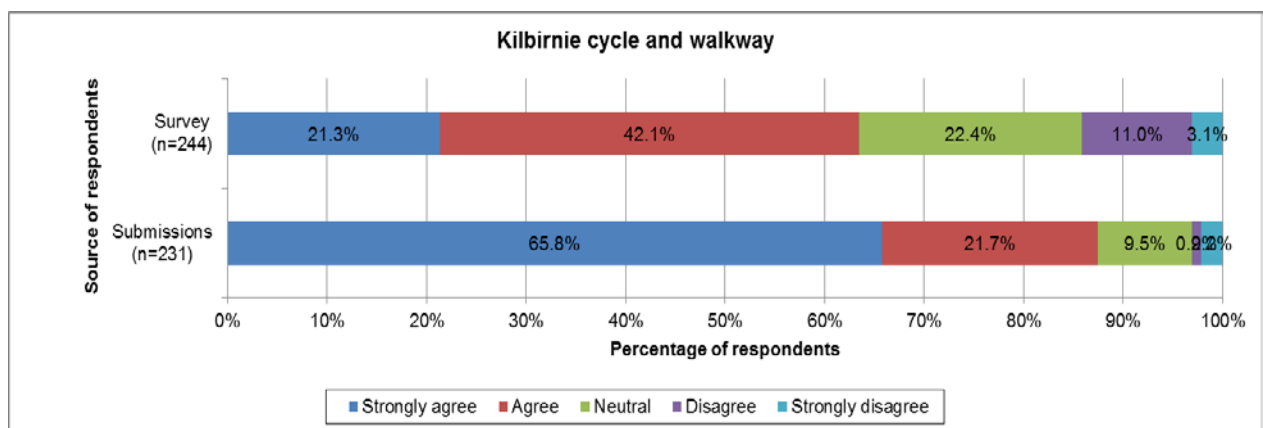
Some respondents indicated their support for public transport, walking, and cycling improvement components of the proposal.

“Yes - particularly the walking and cycling improvements as Johnsonville is currently very pedestrian-unfriendly. Better crossing facilities and shorter wait times please! And for cyclists, a safe way to exit the cycle path from Ngauranga Gorge and a separated cycle path through the main street - there is plenty of room.”

Some respondents expressed concern that alleviating congestion and bolstering road networks would encourage further private vehicle usage, could pollute water networks, and encouraged use of unsustainable forms of transport.

“No, I do not support any project that relies on cars and fossil-fuel intensive forms of transport. It's the 21st century - surely it's time to stop spending so much money to support car transport! Put the funds to improving rails, bus, bicycle, and other forms of public transport. Don't suburbanise Wellington even more! It's bad for people and the environment.”

Kilbirnie cycle and walkway



There was strong support from Council submission form respondents, and good support shown by survey respondents.

Results from Our Capital Voice

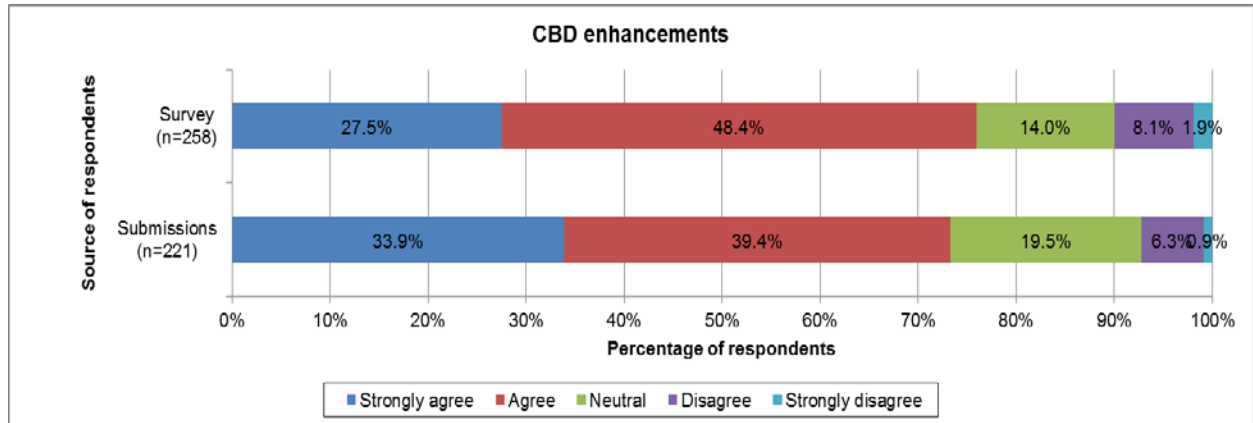
Most respondents supported the proposal. Reasons for support were relatively straightforward – many believed the proposal would heighten cyclist safety, provide an attraction for the area, and be good for residents’ health.

“Yes. Cost-effective and a great asset for Kilbirnie.”

Those in opposition generally believed that the project wasn’t necessary; the infrastructure wouldn’t be used; that the money could be better used elsewhere, or that the project planning needed to be more thorough.

“The cycle lane / walkway won't help people get to the airport unless it turns back up to Coutts St to the subway under the airport runway? The likelihood of anyone riding a bike to buy large items at the retail park seems pretty low to me? It would also need to be very well lit in the evenings as it will pass industrial estates.”

Minor CBD enhancements



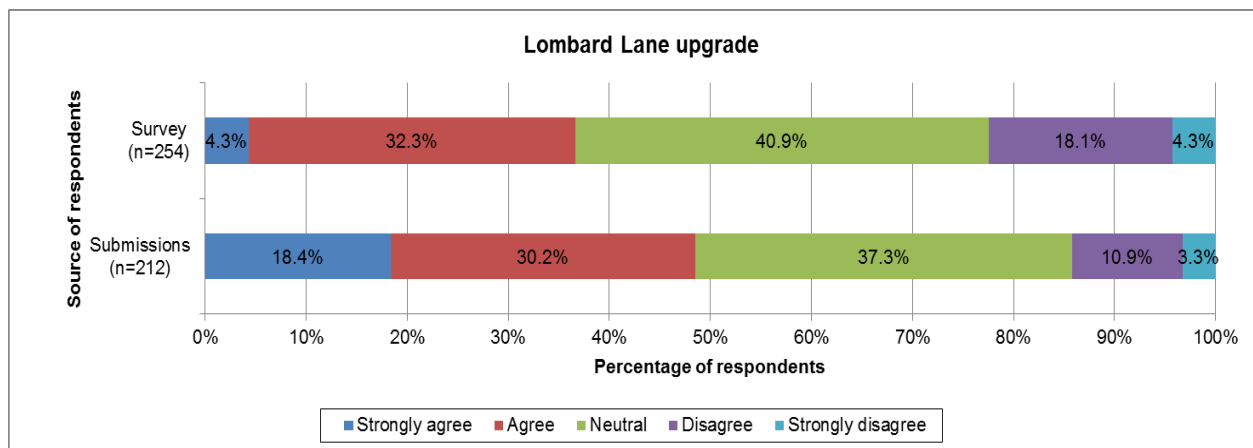
There was strong support for undertaking minor CBD enhancements.

Results from *Our Capital Voice*

Most respondents indicated they were in favour of the proposal. These respondents viewed three major benefits of the CBD improvement proposal: increased safety for people in the city, a more vibrant and attractive CBD, and easier navigation for locals and tourists (with particular reference to building number visibility).

“Yes, makes the city more liveable and attractive with art works. Building numbers are critical - it can be quite difficult to find places at times. Would make it easier for emergency services too I would think”

Lombard Lane upgrade



Results showed lower levels of support the Lombard Lane upgrade with relatively high levels of neutrality reflected. Eight out of 10 comments from all written submission received did not support the proposal and questioned the need for Council to fund this ‘private’ development.

Results from *Our Capital Voice*

Just over half the respondents indicated support for the Lombard Lane proposal. Reasons for support were relatively aligned, with the majority of those who supported the proposal believing it would be good for local retailers, would improve the safety of the area, and would add vibrancy to the city centre.

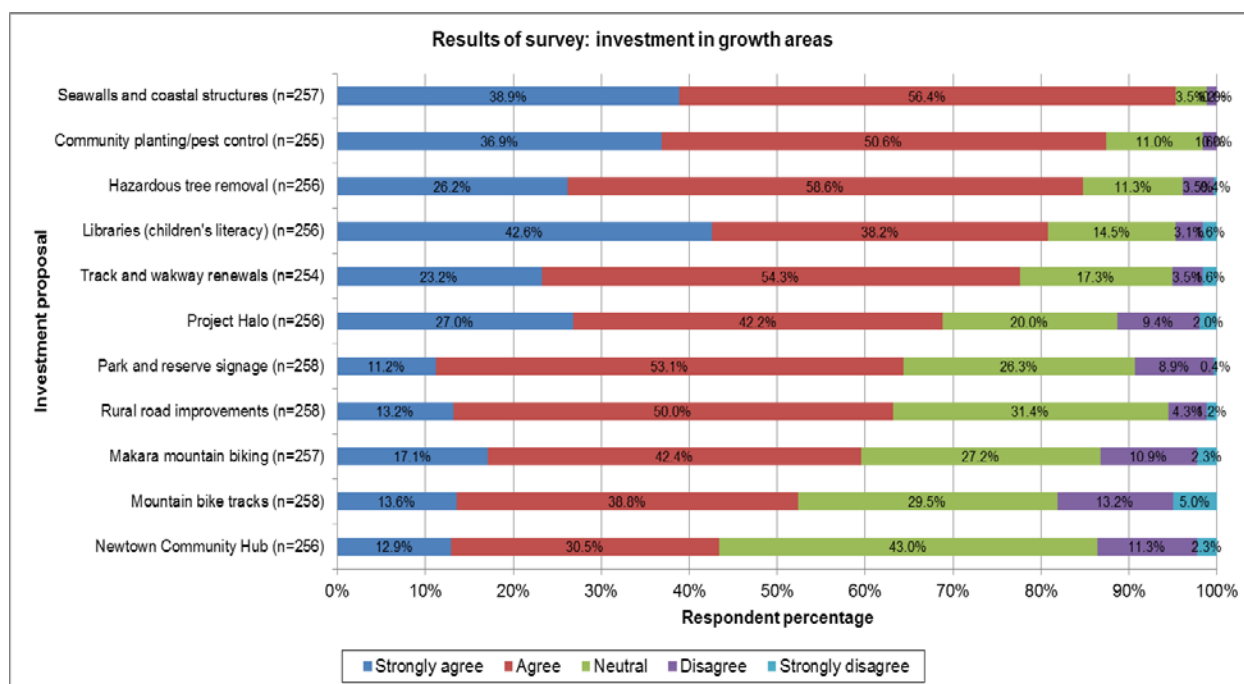
“Yes I do. It will make it a pleasant place for people to sit and take a break from their shopping or just to have a rest. Attractive surroundings will encourage more people to visit the area.”

Many in opposition believed that the proposal’s budget was too high, that the cost should be paid for by local commercial and property developers, and that other areas could benefit more from the investment.

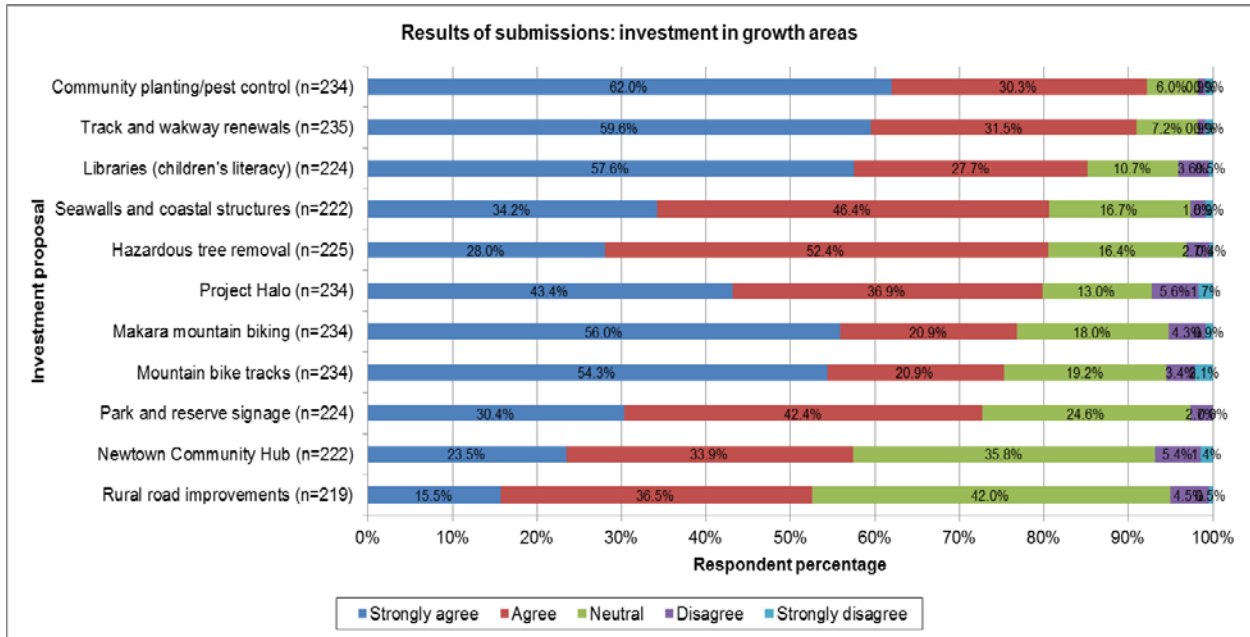
“No. There are higher priority, more visible, and ultimately more usable public spaces in the city that would benefit from this level of investment.”

4.3 Service Improvements

Grouped results from survey respondents



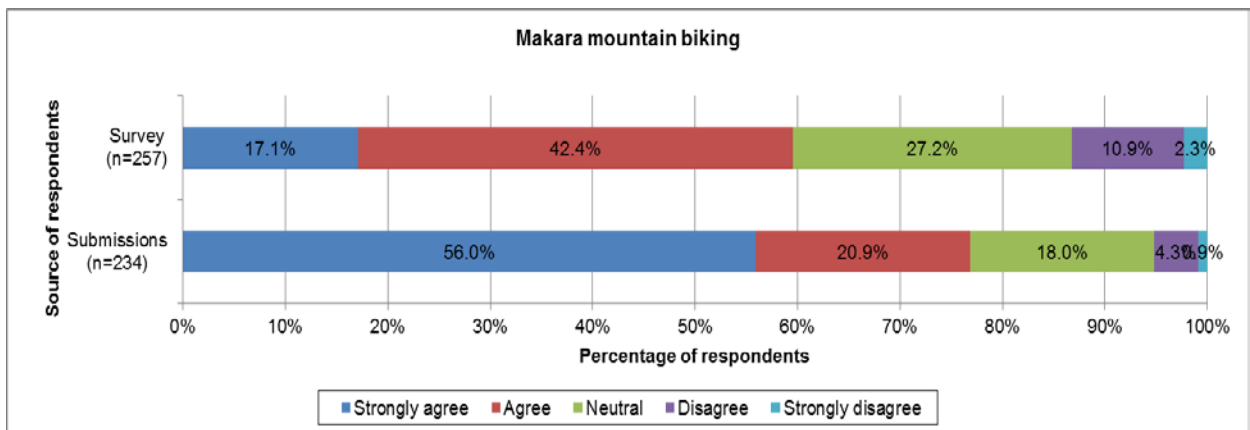
Grouped results from submissions



Survey respondents showed the most support for seawalls and coastal structures, community planting/pest control and hazardous tree removal, while submitters using the Council submission form showed the most support for community planting/pest control, track and walkways renewals and the children’s literacy programme in libraries.

Individual proposals – comparing survey and submissions

Investment in Makara Peak Mountain Bike Park



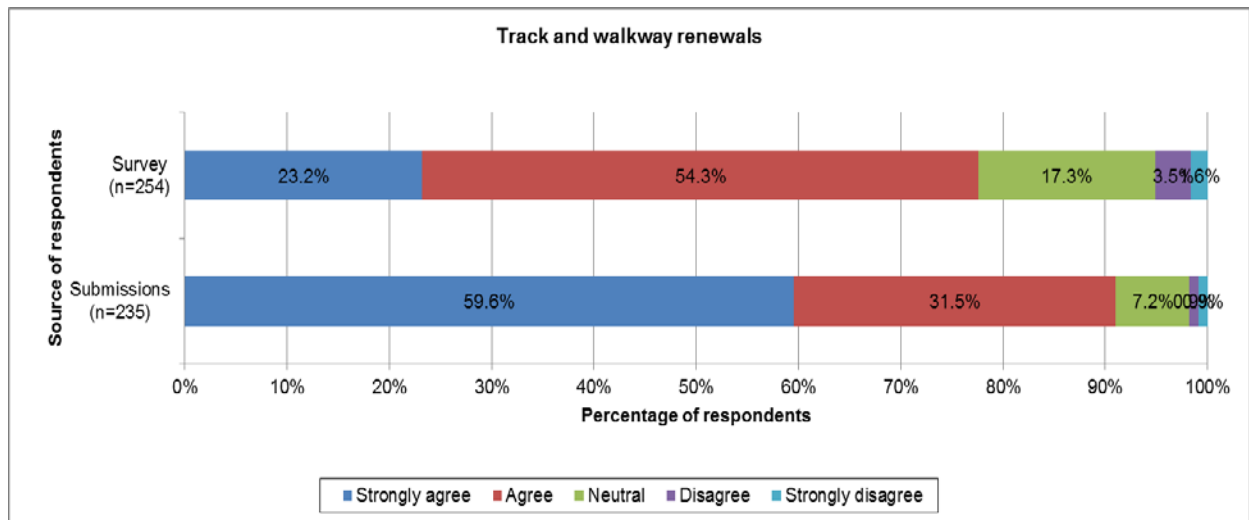
There was very strong support for investment in the Makara Park Mountain Bike Park. Thirty one submitters also provided comments; the majority of these reflected on its contribution to Wellington as a great place to live.

“Makara peak is one of the things that makes Wellington a great place to live and work”.

“Wellington has got to be one of the most accessible places for biking, with tracks you can literally do in your lunch hour. This makes Wellington an awesome place to live and a great way to attract new people to come and live/work in the region. I think continuing and increasing funding for this type of activity will be hugely beneficial to Wellington, both as a tourist destination and a great place to live”.

The comments also contained praise for the condition of the facilities and tracks and congratulated the efforts of the volunteers and organisers alongside the Wellington City Council.

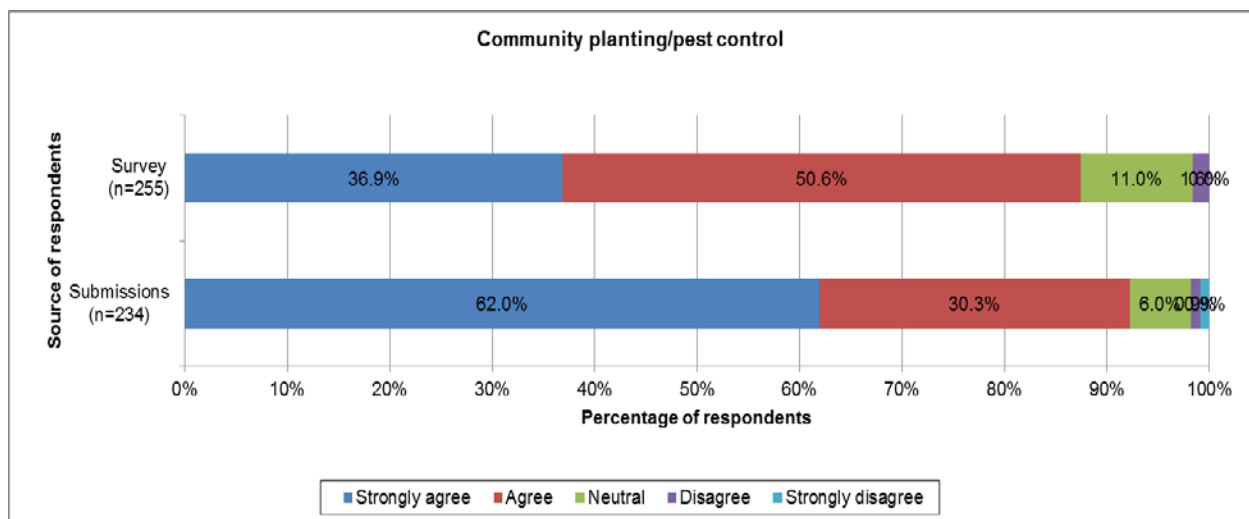
Track and walkway renewals



There was strong support this initiative. Two submitters offered the following suggestions for where track work could be done:

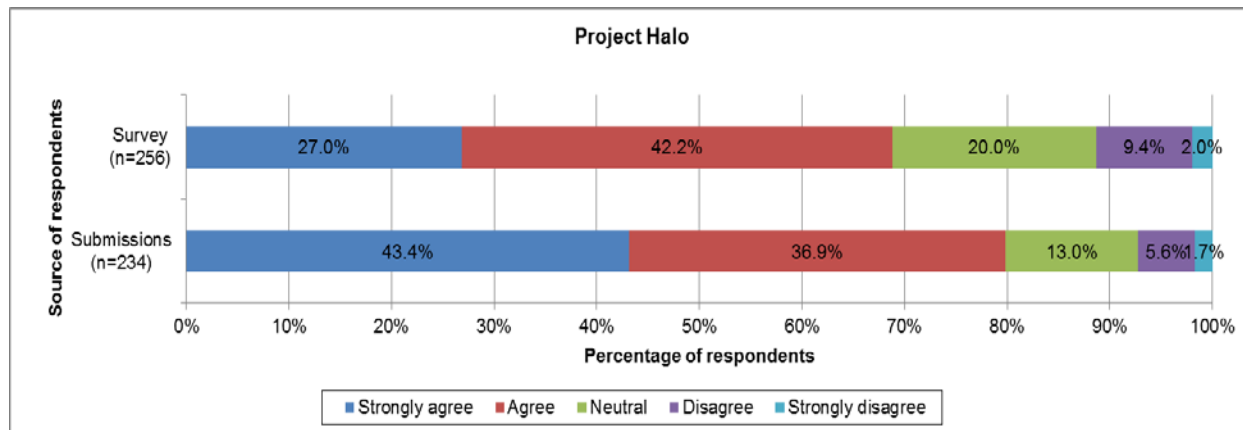
- Silversky Track at Crofton Downs
- Moa Point.

Community planting and pest control



There was very strong support for this initiative, with minimal opposition. The few that commented said that this was especially needed to cover the ‘gap’ left by the cessation of the Greater Wellington Regional Council ‘Take Care’ funding.

Project Halo

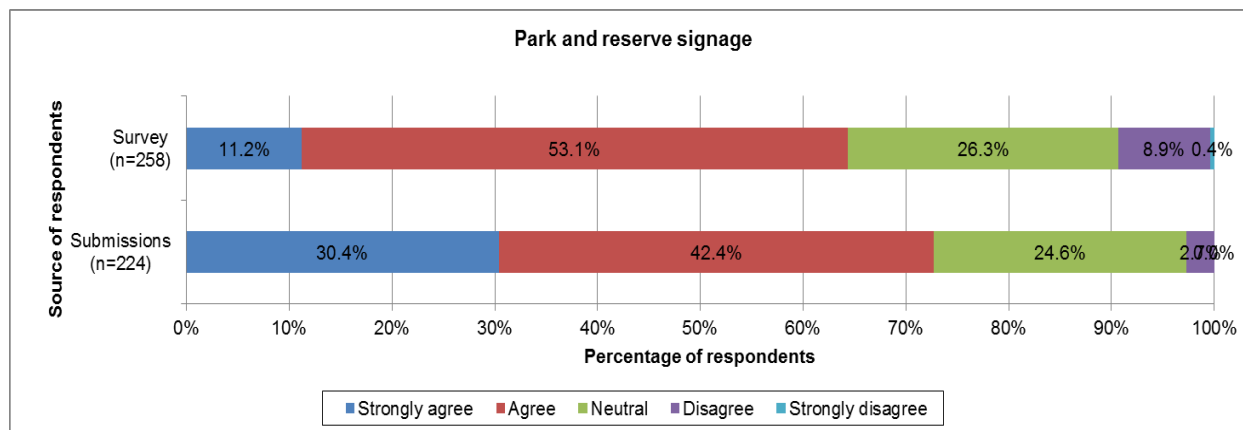


There was solid support for Project Halo as part of Wellington’s commitment to biodiversity and pest control in general.

However, a submission from the Morgan Foundation stated:

“While we support this Project Halo initiative, it is a wasted investment without the Council reviewing its bylaws on cat management”.

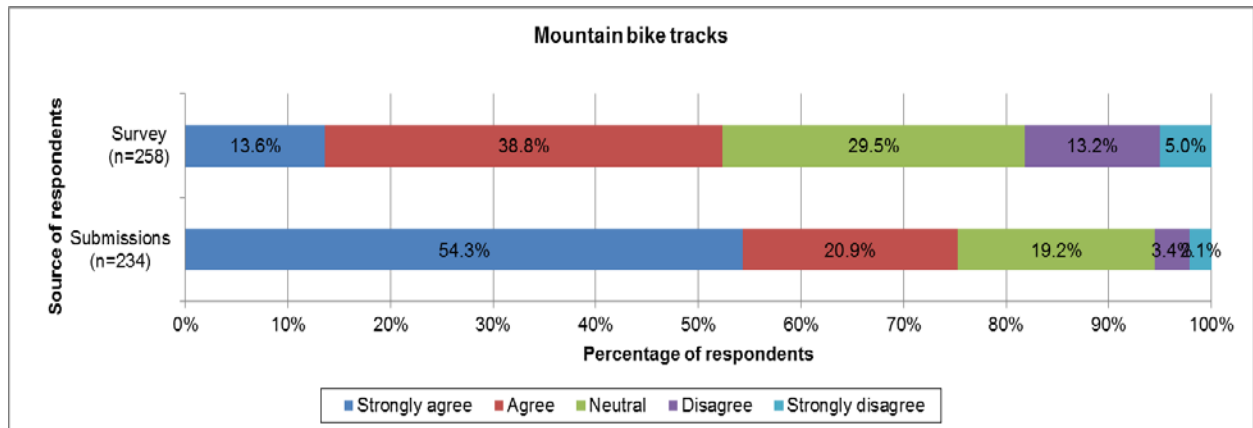
Review existing signage at parks and reserves



There was support for improved signage at parks and reserves. Submitters think Wellington has some great walkways and trails with good signage being a key factor in them being used by more people.

“We believe that comprehensive signage is essential to encouraging new participants to experience and appreciated the trail network. Makara Peak is a fantastic example of comprehensive signage, and for that reason beginners feel comfortable going there”.

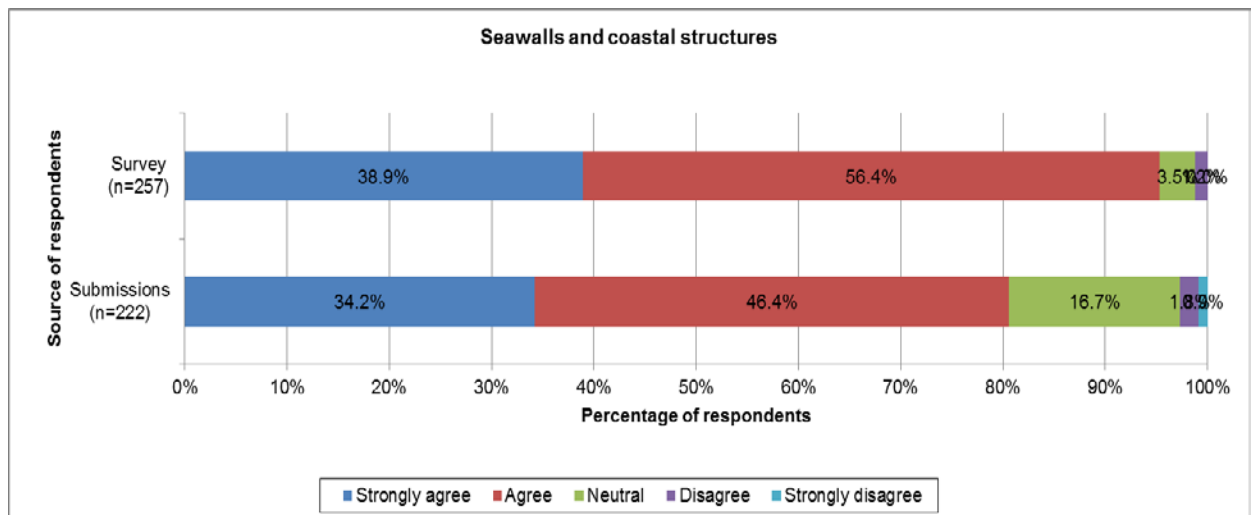
Mountain bike tracks



This proposal was about supporting promotion of Wellington as a premier mountain biking destination. Overall, there was strong support for this.

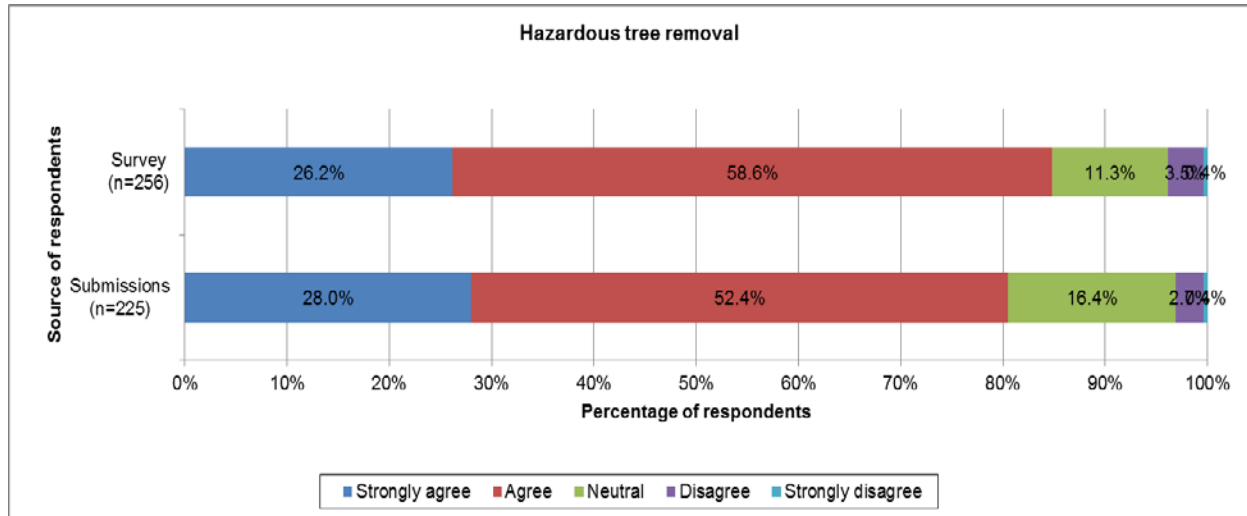
“Being an overseas arrival living in Wellington for the past 5 years I feel a major factor in my decision to become a resident in New Zealand is the superb quality & accessibility of outdoor adventure activities that are available around the capital. None more so than Makara Peak Mountain Bike Park which I believe has huge potential to become an even stronger drawcard to the city”.

Seawalls and coastal structure



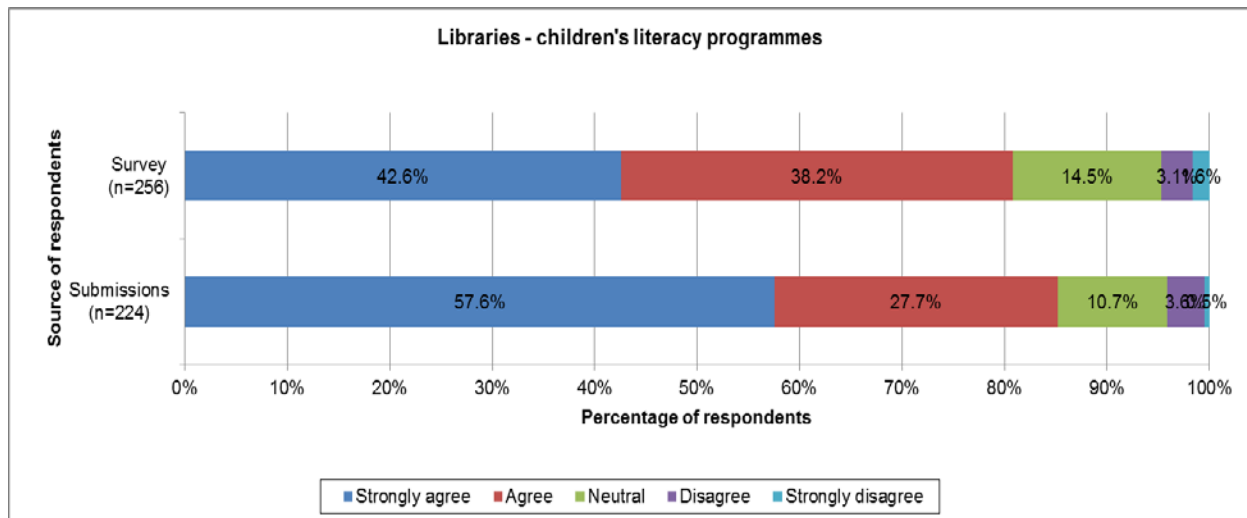
Ninety five percent of survey respondents agree or strongly agree with maintenance of seawalls and coastal structures, making this initiative the most supported by survey respondents.

Hazardous tree removal



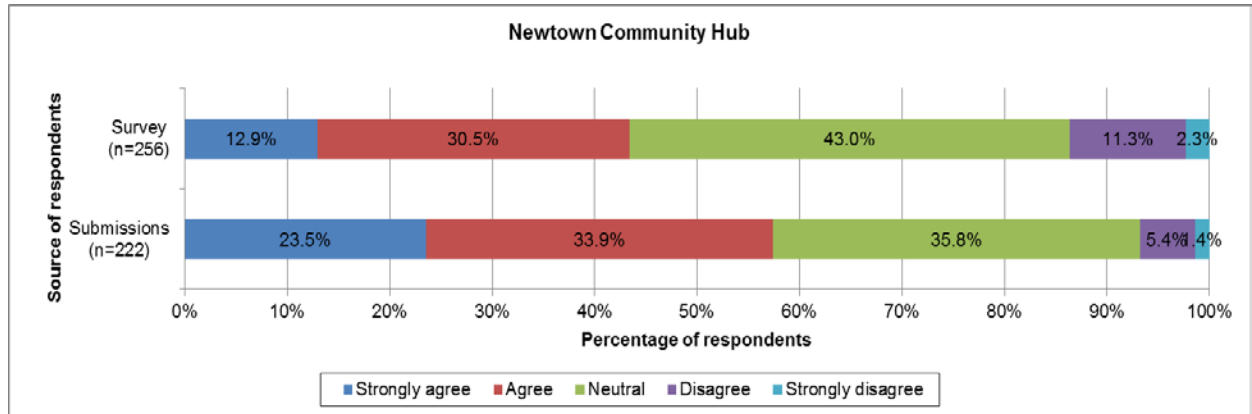
There was widespread support for the removal of hazardous trees.

Libraries funding



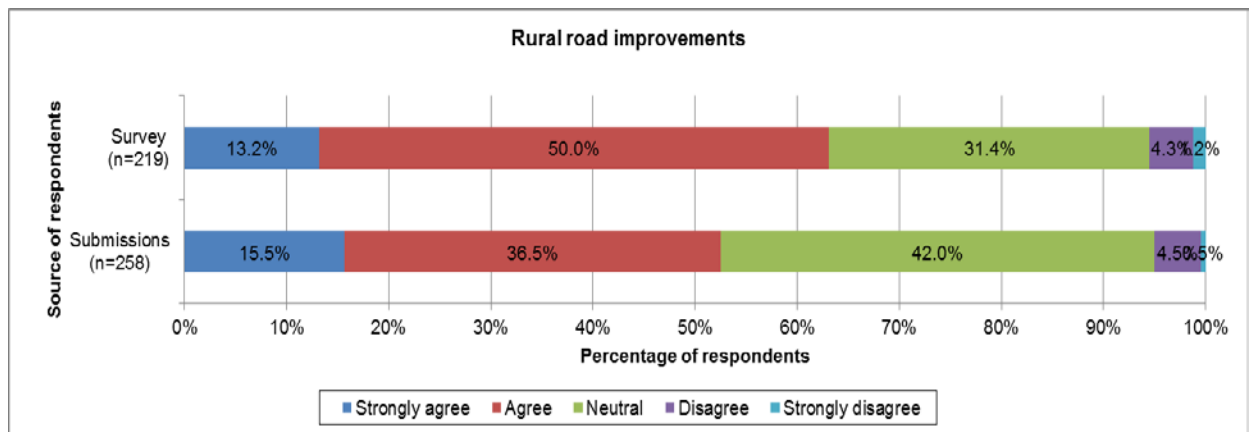
As shown from the survey and Council submission form results, there is a great deal of support for the reinstatement of funding for public libraries. A few comments stated that more than \$60,000 would be required to do the job.

Newtown Community Hub



This proposal received only moderate levels of support in comparison to other proposed changes with high levels of neutrality.

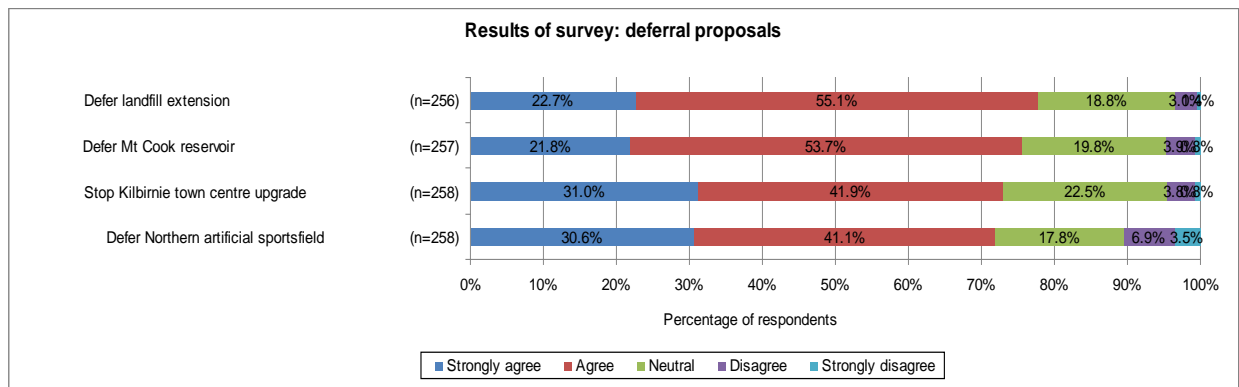
Rural road improvements



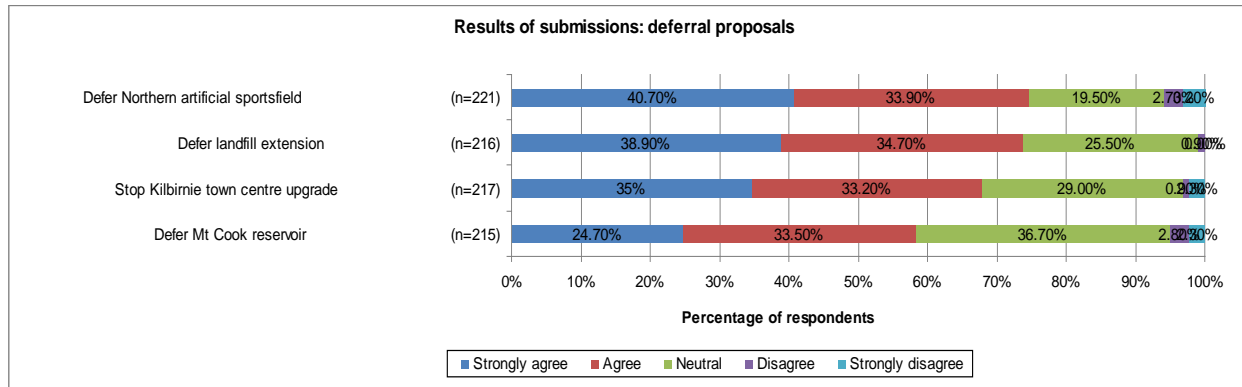
There is support for the proposed rural road improvements with high levels of neutral responses.

4.4 Changes in Capital expenditure

Grouped results from survey respondents



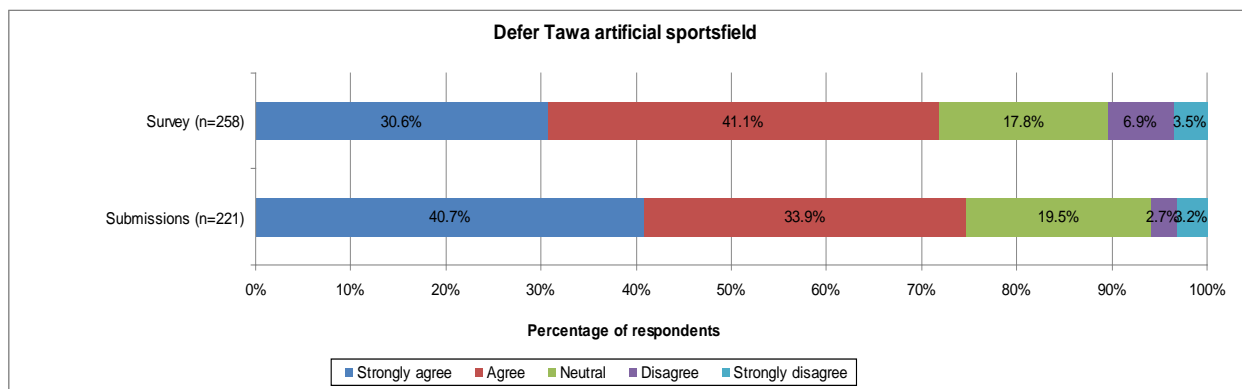
Grouped results from submissions



Overall there was solid support for all four changes in capital expenditure, with relatively high degrees of neutrality. Opposition was mainly voiced as disappointment in relation to specific deferrals.

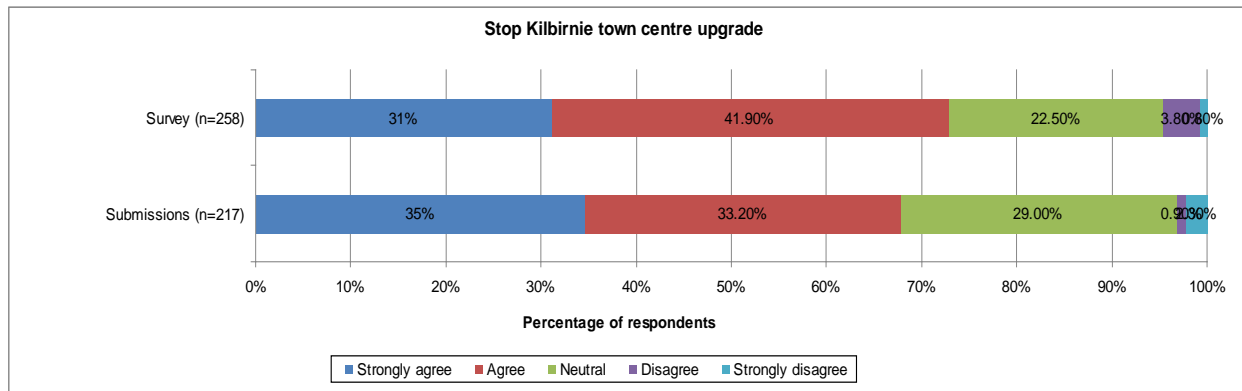
Individual proposals – comparing survey and submissions

Defer building artificial turf in Grenada North/Tawa



Responses in the survey and submissions show support for the deferral of artificial turf sportgrounds in Tawa. Comments received reflected mixed views. Some were supportive while others expressed their disappointment with the deferral. They hope that this is a deferral only and that it will not be removed from Council’s capital programme.

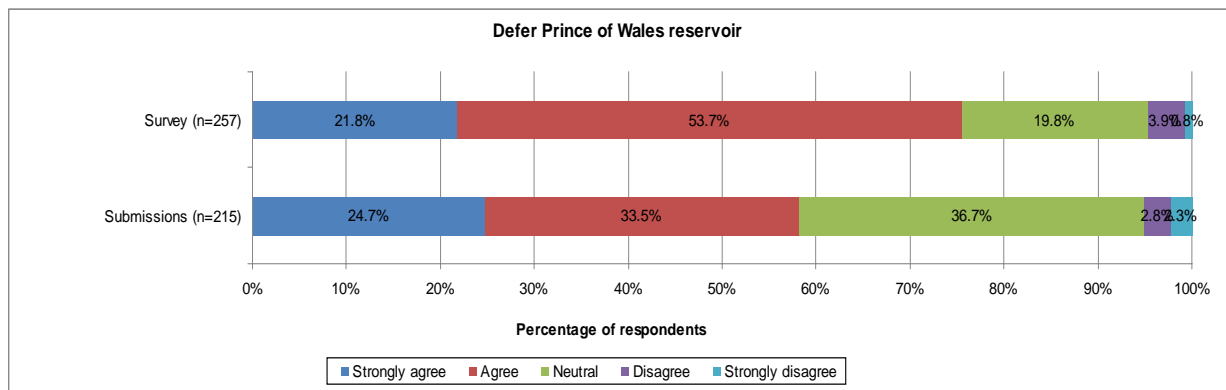
Stop Kilbirnie town centre upgrade



While the majority of the respondents support the cessation of the Kilbirnie town centre upgrade, comments in several submissions were opposed to the deferral.

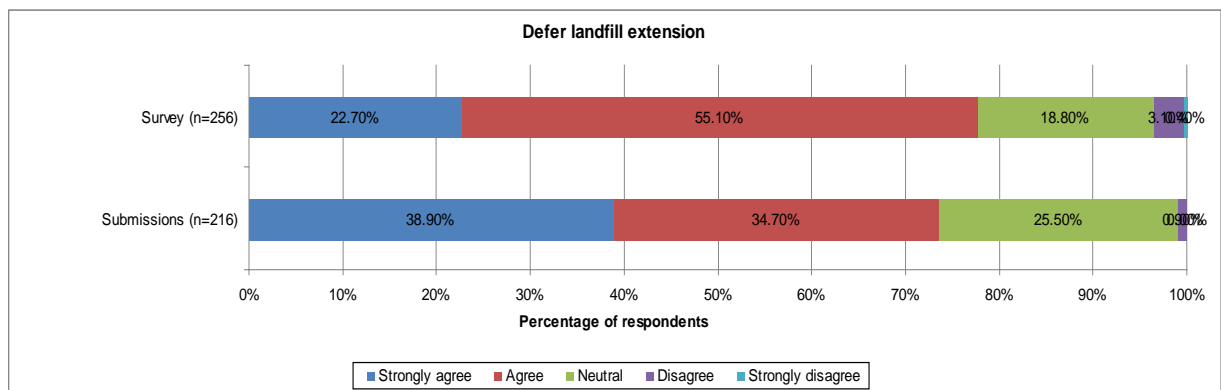
“WCC has begun the job of revitalising Kilbirnie, do not leave the job 80% finished”.

Defer design and construction of Prince of Wales reservoir



Overall, respondents support the deferral of the Prince of Wales reservoir. Some submitters asked what the alternative was and would its deferral impact negatively on Wellington’s ability to respond to emergencies.

Defer Southern Landfill extension



All comments were supportive of this deferral. Additional commentary was provided on the concept of zero waste and the unpalatability of using landfills generally.

4.5 Rates and the differential

There were a few comments on rates and the differential ranging from:

- removing GST from rates
- rates should be raised before services are cut
- rates remissions must apply to all land covenanted to the QEII Trust
- support for targeted business rates
- complaints about residential rates movement.

The Wellington Employers' Chamber of Commerce continues to be concerned that Council spending is too high and an overhaul is needed to reduce the growth in both expenditure and the rate take.

4.6 Fees and user charges

Two submitters commented on fees and charges. One was a suggestion to make the entry fees to Zealandia the same as the entry fees to the Zoo. The other considered the ratepayer subsidy for an adult swim at a public pool as unacceptable. This submitter also thought that charges in general were increasing at rates in excess of inflation and this was also unacceptable.

4.7 Performance measures, the document, and consultation processes

Submitters who commented were critical of the performance measures used in the Annual Plan. Suggestions were offered, such as:

- For the 45 percent target of children walking to school, include those who cycle to school in this percentage.
- Generic accessibility performance measures should be included in all sections, to assess how effective access is for those with impairments across all strategy areas.
- Peak travel time targets should include bus peak travel times as well.
- More relevant measures are needed for open spaces and beaches, eg water quality, biodiversity, weed control, pest control and rubbish and in the case of Zealandia and reserves flora and fauna.

Other comments included views that the 50 percent cycle satisfaction target is too low and the acceptable figure for road casualties too high. One submitter asked where and when the results are published for all the measures listed.

There were few comments on the document itself. The graphical representation of Council's services received positive feedback from a number of sources.

There was only one comment related to the consultation process which complained about poor advertising of the consultation and the short public reply period. On the other hand, the Wellington Employers' Chamber of Commerce congratulated the

Council in delivering the Draft Annual Plan so quickly after inauguration as an extremely positive head start for Wellington in 2014, creating elements of certainty for businesses, painting an early picture for the city's future activities and projects.

4.8 Summary of submissions by strategy area

Governance area

There were no common themes in the feedback on this strategy area. One submitter expressed opposition to further exploring E-meetings. One submitter wanted the return of the Single Transferrable Vote system for all local government. Another thought there were more opportunities for shared services than just back office functions, for example, shared strategy teams.

Environment area

Most activities in this strategy area received comments. There was strong support for work on the 'Blue Belt', but submitters were concerned there were no projects or funding assigned to it in the Annual Plan.

There was support for the Town Belt Bill, increased pest control and work on the Biodiversity Action Plan.

There were concerns regarding the reduction in the kerbside recycling target. Some thought there was a need for better sorting of recyclables, the perception being that a lot of it was being dumped as general waste.

A few submitters asked what had happened to the 2 Million Trees project, and a few asked about the absence of any climate change projects.

There was support for the warm homes work and strong support for work related to setting standards for rental properties.

Several submissions thought that stormwater controls are more than just protecting people and property from flooding. They stated that they were equally important in controlling the discharge of pollutants into freshwater and marine environments.

Some submissions were received requesting the full reinstatement of the Zoo's operating budget. A few submissions suggested Otari's Wilton Bush and Trelisick Park should have the same status as the Zoo and Zealandia.

Economic area

Views were polarised with respect to the airport extension; submissions were evenly split for and against. Funding for the FIFA Men's Under 20 World Cup was supported by most submitters, with one expressing opposition.

The Wellington Employers' Chamber of Commerce stated that Council needs to ensure that the city has what it needs, to generate business activity, to make our city regionally, nationally and internationally attractive and vibrant. The Chamber acknowledges the good work to date on event attraction and support.

Cultural Wellbeing area

As was the case in past years, this area received very few comments. One submitter commented that spending on culture and the arts needs to be demonstrably justifiable. They questioned why the regional amenities fund sits outside of the other council events and attraction activity.

Social and Recreation area

Like last year, this year attracted several supportive comments on the provision of artificial turf sportfields, in particular Alex Moore Park.

One submitter suggested that Cheyne Walk play area in Newtown be upgraded and another submitter suggested the same for Monorgan Rd play area.

There was a request to bring forward funding for the Makara School Playground and a request for a covered outdoor skate park in Northland.

Submissions on libraries were dominated by the proposal to reinstate the children's literacy programme. This proposal was strongly supported by those submitters, alongside calls to increase library funding across the board to refresh stock and employ staff.

Some submitters asked for more detail about what is being proposed in the Social Housing Review.

Urban development area

Common themes in the urban development area included support for the parliamentary precinct work and strong opposition to any more buildings on the waterfront, especially the 6-storey proposal for Site 10.

There was support for the earthquake strengthening incentives and plans, but most thought more could be done to encourage the strengthening or replacement of unsafe buildings; with the exception of the oral submission from Richard Burrell.

One submitter proposed a comprehensive built heritage inventory of Mount Victoria. The inventory would identify buildings which contribute to the heritage character of Mount Victoria, and could then be used in allocating the Heritage Grants pool more effectively.

Transport area

Transport received the greatest number of submissions. Over 300 submissions stated strong support for the increase in cycling spending. Other themes were support for lower CBD speed limits and improved pedestrian safety, especially in the CBD and outside schools. Some of the submissions thought the commuter park-n-ride facilities need greater attention in the Annual Plan.

4.9 Fluoride

Of those submissions that included comments on the fluoride issue, all 29 were opposed to the addition of fluoride to the city's drinking water supply.

4.10 Summary of submissions by Regional Organisations

A number of city and regional organisations made submissions on the Draft Annual Plan, eg the Wellington Employers' Chamber of Commerce, Victoria University of Wellington, Sport Wellington and the Greater Wellington Regional Council.

A common theme was the desire to continue to work in partnership with the Council. Examples of initiatives that they wish to work with us on include business improvement districts, the Tech Precinct and Liveable City ideas, the Wellington Public Transport Spine Study and the revitalisation of the Wellington Regional Recreation Initiatives Group.

Another theme was the need for increased transparency in funding and budgeting. Comments included that levy payers must receive a payback on the money spent eg further work needs to be done to ensure user costs across all Council sport and recreation facilities have similar or the same user pay ratios.

There was strong support for investment in cycling and work in the environmental area. They were eager to see more detail on the 8 Big Ideas and how they would transform Wellington into a place where talent wants to live.

The following comment captures the spirit of these submissions:

“The greatest gains can be made where there is a region-wide collaborative approach [involving organisations and Council/s] to planning and shared investment”.

4.11 Summary of submissions by Reference Groups

The Accessibility Advisory Group (AAG), the Environmental Reference Group (ERG) and the Wellington City Youth Council (Youth Council) made submissions.

The AAG were keen to work with Council staff to provide early input and advice on the Johnsonville road improvements, the Kilbirnie cycle and walkway and the Lombard Lane and Denton Park improvements.

The ERG focussed on two things: the Blue Belt programme and the Council's performance measures. They noted the absence of any projects or funding associated with the Blue Belt initiative. They suggested immediate changes to two performance measures that do not make sense, and they are willing to assist the Council with a broader review of all the performance.

The Youth Council was supportive of most of the proposals in the Draft Annual Plan. However, they thought the 8 Big Ideas lacked imagination and that some of the eight do not amount to a meaningful growth plan, eg the Miramar Framework and Open for Business. They are also not convinced of the need for a new convention centre.

4.12 Summary of Oral Submissions

Ninety-four individuals and organisations presented their submissions orally. Three main themes emerged. Firstly, there was a lot of support for the proposals relating to cycling, the Makara Peak Mountain Bike Park, the Living Wage and initiatives related to *Our Capital Spaces*.

Secondly, three issues were repeatedly flagged for Council to consider. These were fluoridation of Wellington's potable water supply, the Blue Belt programme, and the performance measures used in the Draft Annual Plan. Additionally, there was support for action around earthquake-prone buildings, but some noted that actions related to climate change and leaky homes were missing.

The final common theme was that many submissions referred back to Council's *Smart Capital* vision to support the points they made. This indicates that people can see the links between what the Council is planning in the Draft Plan and the Council's strategic direction.

5. Conclusion

This report highlights the key themes from the feedback received during the consultation period on the 2014/15 Draft Annual Plan. This information is provided to support elected members in their deliberations to finalise the Council's programme of activities and corresponding budget for the coming year financial year.

Contact staff: *Martin Rodgers, Manager Research, Consultation and Planning*

SUPPORTING INFORMATION

1) Strategic Fit / Strategic Outcome

The report contributes to the governance strategy.

2) LTP/Annual Plan reference and long term financial impact

The report has no financial impacts.

3) Treaty of Waitangi considerations

There are no Treaty of Waitangi implications.

4) Decision-Making

This process provides feedback on a special consultative procedure. The report reflects the views and preferences of those who have been consulted with.

5) Consultation

a) General Consultation

This report provides feedback on consultation undertaken on the 2014/15 draft Annual Plan.

b) Consultation with Maori

Mana whenua were consulted as part of the annual plan process.

6) Legal Implications

The report provides for the formal receipt of submissions that were made as part of the special consultative procedure.

7) Consistency with existing policy

This report is consistent with the Council's engagement policy