Licensed / Undesignated Area

Supervised Area

Wellington City Council Received: 17/11/2022

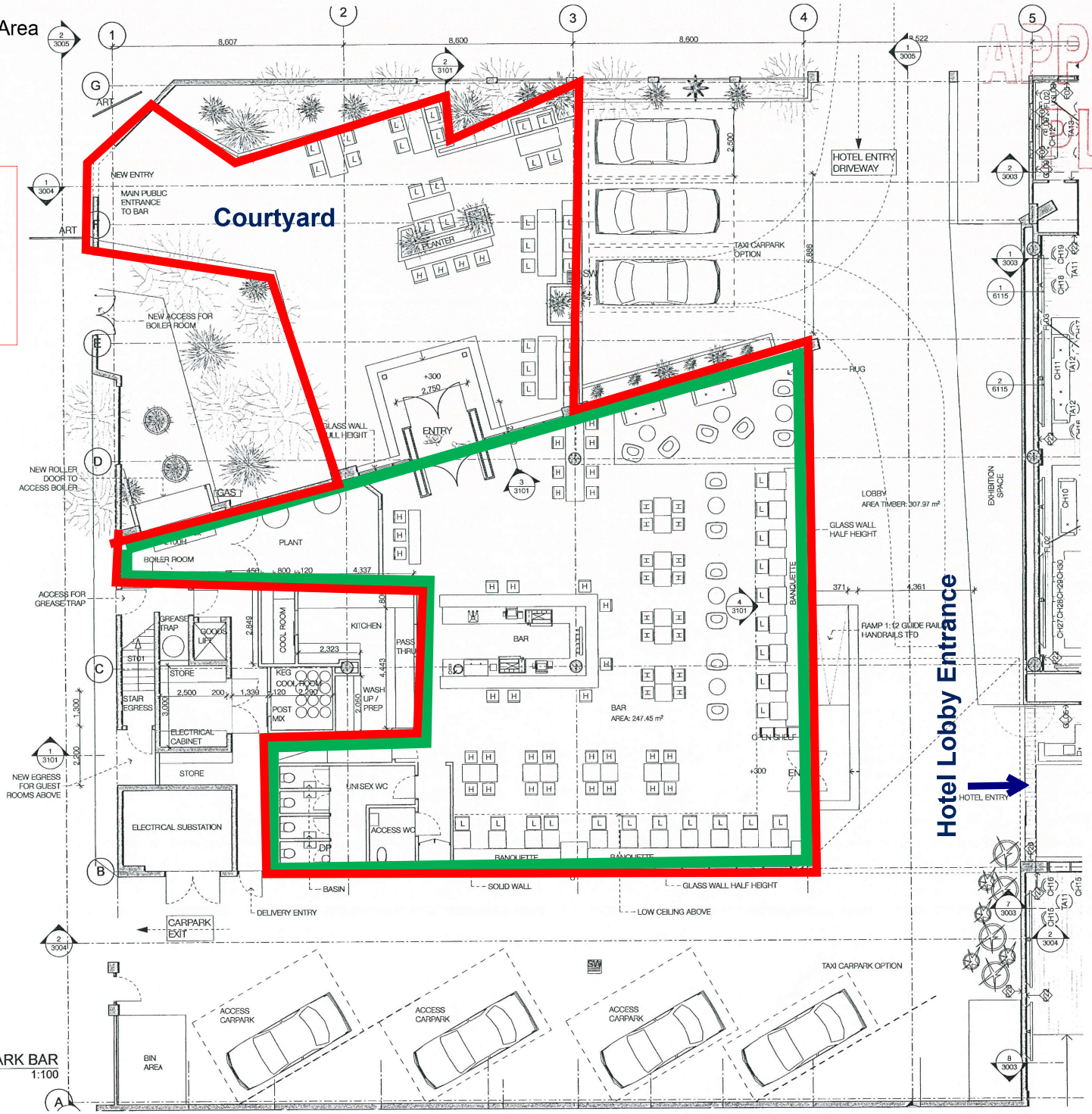

1 GROUND FLOOR CAR PARK BAR
1:100

APPROVED PLANS

PLANS APPROVED BY THE NOTICE OF DECISION
Service Request No.
№ 360049

ALL DIMENSIONS TO BE CHECKED ONSITE BY BUILDER PRIOR TO CONSTRUCTION. DO NOT SCALE OFF THIS DRAWING

© indyk architects pty ltd. all rights reserved. no part of this drawing may be altered or reproduced without permission. do not scale off this drawing. all dimensions to be checked on site prior to construction.

date	issue	amendment
6/05/2016	D	FOR INFORMATION
11/05/2016	E	FOR INFORMATION
19/05/2016	F	FOR COUNCIL CONSENT
24/05/2016	G	FOR AFC
25/05/2016	H	ISSUE FOR RESOURCE CONSENT

NSW Architects Reg. 6590
4A Begg Lane Paddington NSW 2021 Australia
T +612 9361 6850 F +612 9360 7953
design@indykarchitects.com.au
indyk architects

job name + address
QT WELLINGTON
90 CABLE STREET
WELLINGTON 6011

job no. **1504**

drawing title
FLOOR PLANS
PROPOSED 1:100
STAGE 1B
GRNDFL CAR PARK
BAR OVERALL

dwg no.	issue
2007	H
date	scale
14.04.16	to scale @A2
drawn	checked
BJD	SI

Licensed / Undesignated Area

Wellington City Council Received: 17/11/2022

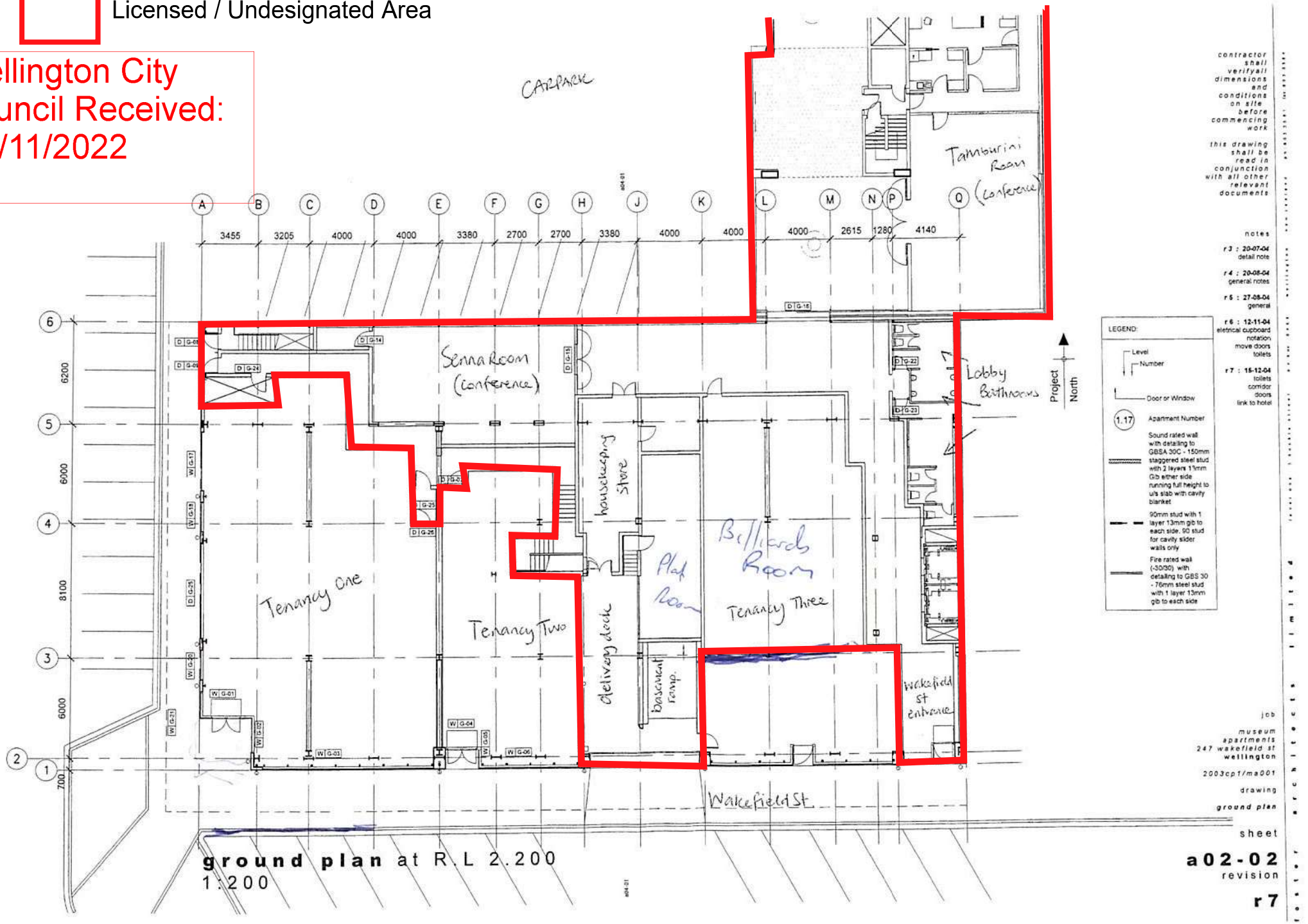

ground plan at R.L 2.200
1:200

Wellington City Council
Received:
17/11/2022

Licensed / Undesignated Area

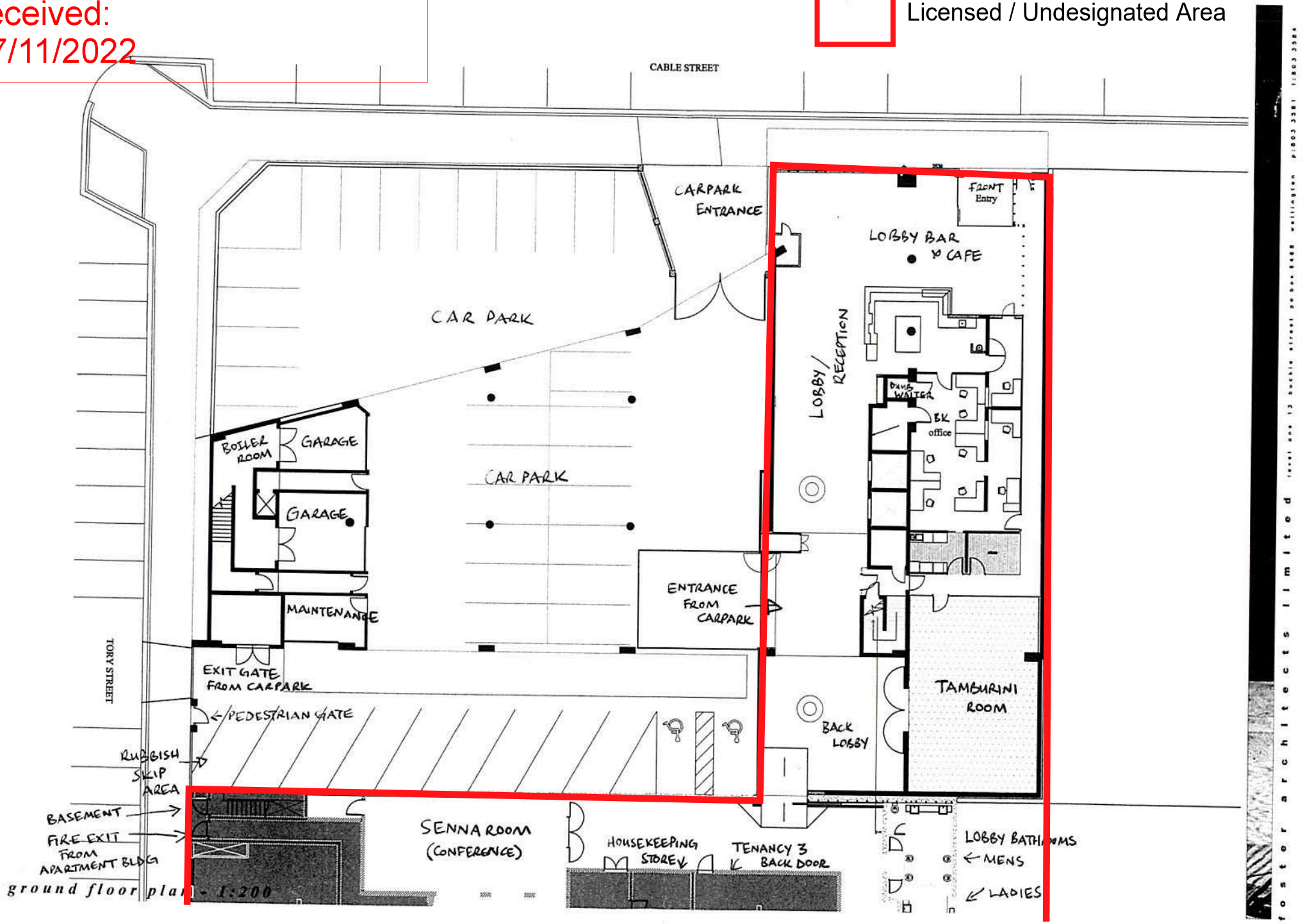

Wellington City Council Received: 17/11/2022

Licensed / Undesignated Area

first floor plan - 1:200

foster architects limited

Wellington City Council Received: 17/11/2022

Licensed / Undesignated Area

second floor plan - 1:200

foster architects limited level one 13 bowen street po box 6468 wellington p|803 3581 f|803 3584

Wellington City Council Received: 17/11/2022

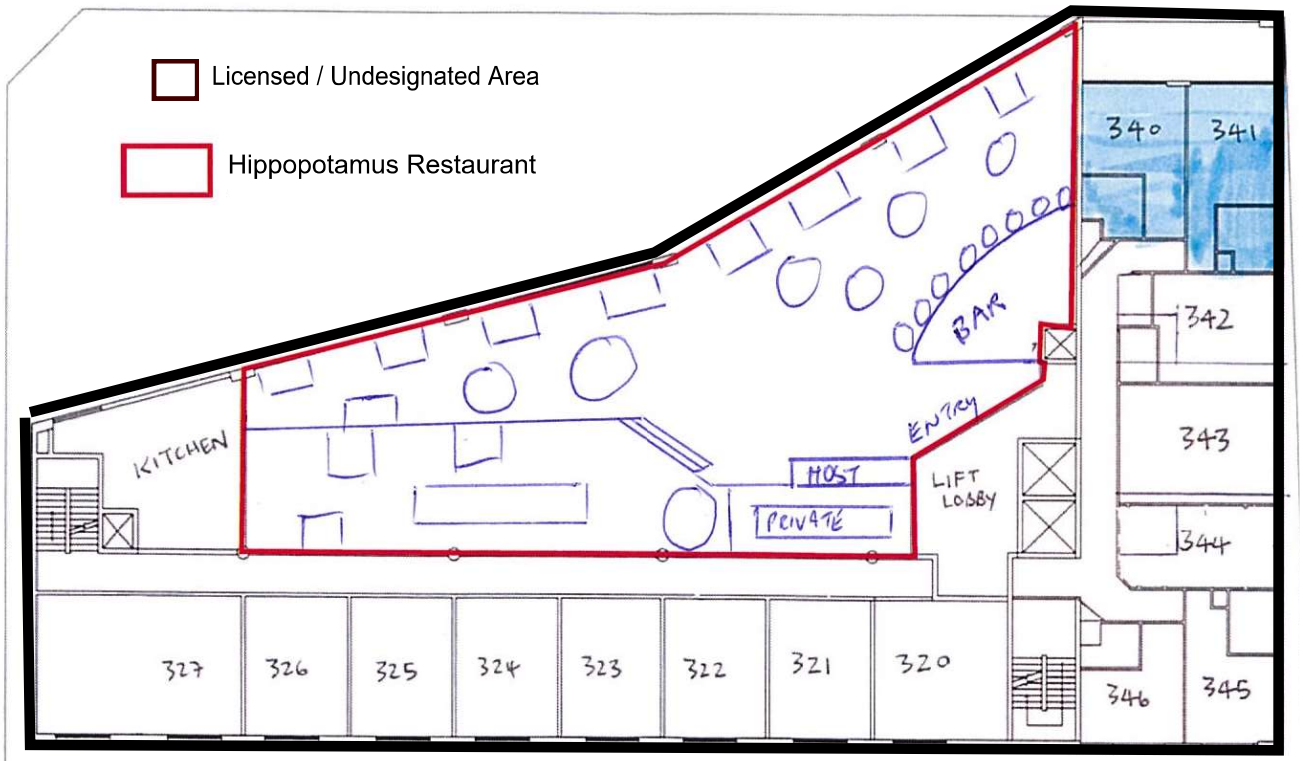

third floor plan - 1:200

foster architects limited

Wellington City Council Received: 17/11/2022

Licensed / Undesignated Area

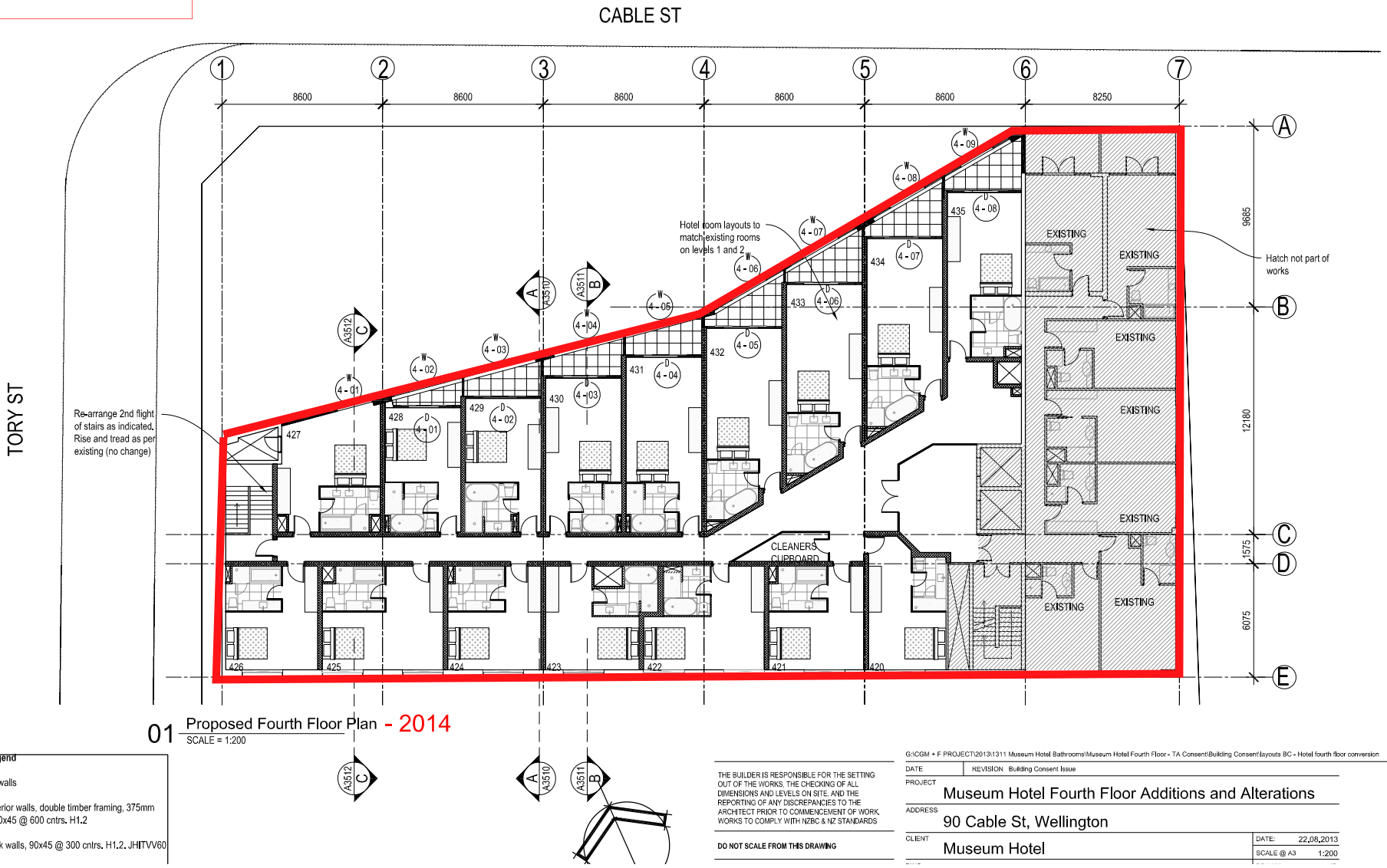

01 Proposed Fourth Floor Plan - 2014
SCALE = 1:200

Wall Legend

- Existing walls
- New exterior walls, double timber framing, 375mm wide, 140x45 @ 600 cntrs. H1.2
- New deck walls, 90x45 @ 300 cntrs. H1.2. JHITVV60

THE BUILDER IS RESPONSIBLE FOR THE SETTING OUT OF THE WORKS, THE CHECKING OF ALL DIMENSIONS AND LEVELS ON SITE, AND THE REPORTING OF ANY DISCREPANCIES TO THE ARCHITECT PRIOR TO COMMENCEMENT OF WORK. WORKS TO COMPLY WITH NZBC & NZ STANDARDS.

DO NOT SCALE FROM THIS DRAWING

G:\CGM + F PROJECT\2013\1311 Museum Hotel Bathrooms\Museum Hotel Fourth Floor - TA Consent\Building Consent\layouts BC - Hotel fourth floor conversion

DATE	REVISION
	Building Consent Issue

PROJECT: Museum Hotel Fourth Floor Additions and Alterations

ADDRESS: 90 Cable St, Wellington

CLIENT: Museum Hotel

DATE: 22.08.2013

SCALE @ A3: 1:200

New Zealand consulting engineers Limited

THIS DRAWING IS THE PROPERTY OF NEW ZEALAND CONSULTING ENGINEERS LTD AND MAY NOT BE COPIED OR REPRODUCED EITHER WHOLLY OR IN PART WITHOUT THE WRITTEN PERMISSION OF THE AFOREMENTIONED COMPANY

REV NO.	DATE	DESCRIPTION
A	2017.05.11	Proposed 4th Floor Plan 2014

CLIENT: Foster + Melville

DATE: 11/05/2017

JOB NO.: J580

TITLE: PROPOSED 4th FLOOR PLAN - 2014

SECTION:

SHEET: SK02

SCALE:

Licensed / Undesignated Area

Wellington City Council Received: 17/11/2022

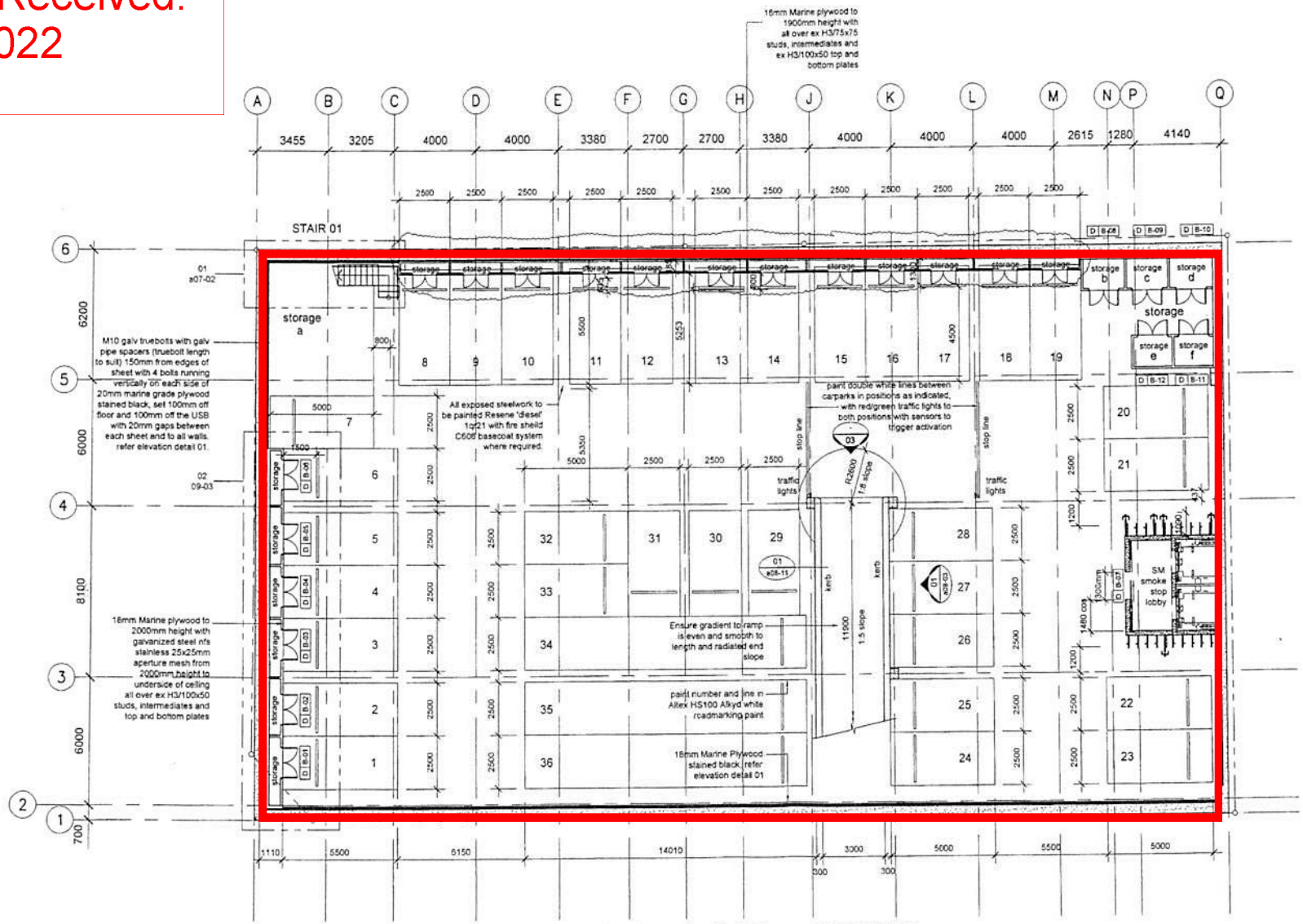

basement plan at R.L -0.900

NOTE : FOR BASEMENT DOORS REFER a12-06

contractor shall verify all dimensions and conditions on site before commencing work

this drawing shall be read in conjunction with all other relevant documents

notes

r 2 : 16-07-04 general notes

r 3 : 20-08-04 general notes

r 4 : 27-08-04 details added

r 5 : 06-08-07 storage added

job

museum apartments
247 wakefield st
wellington

drawing

basement plan

sheet

a02

peter beaven architects limited

Licensed / Undesignated Area

Wellington City Council Received: 17/11/2022

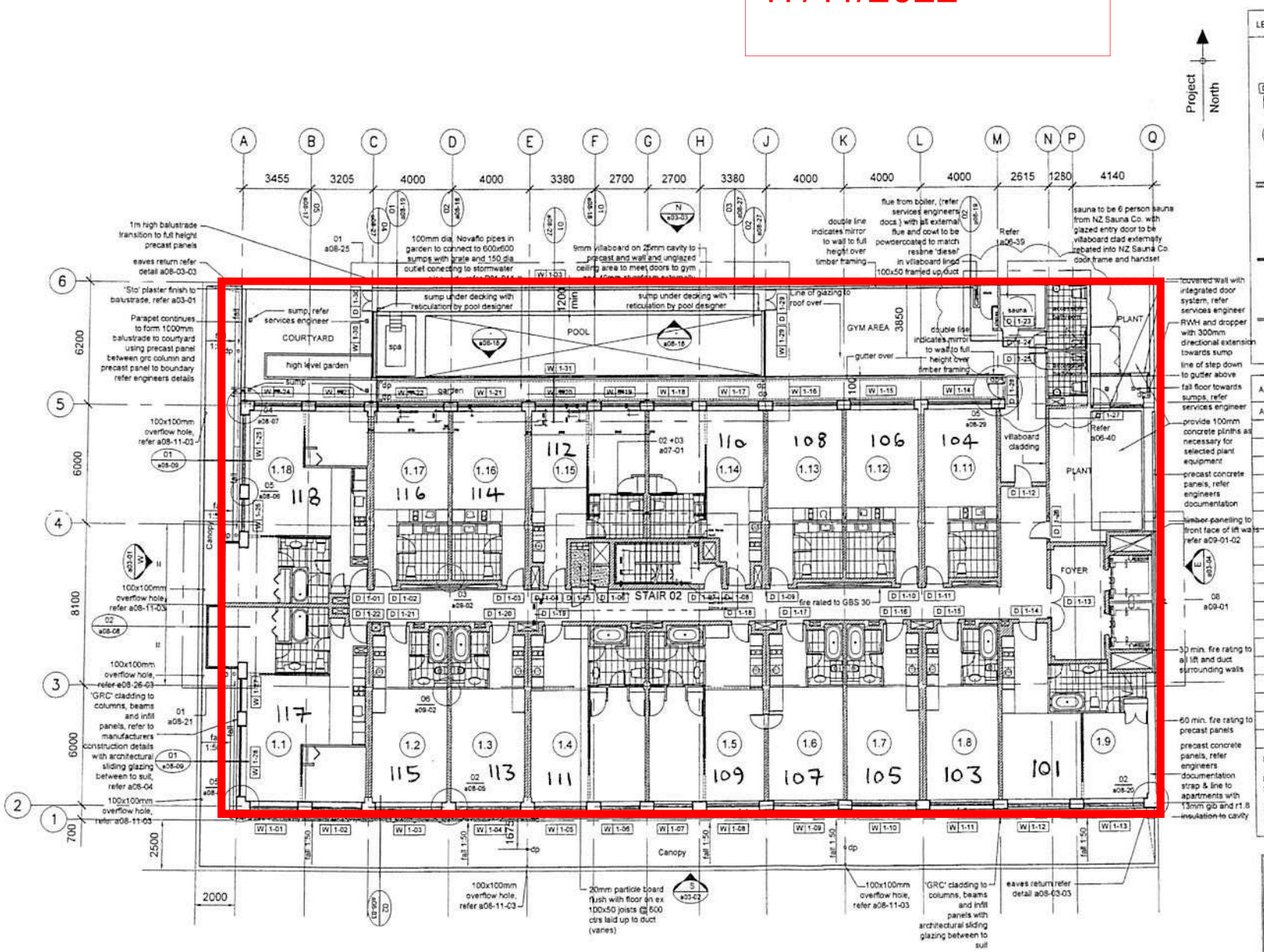

1st plan at R.L 6.450
1:200

NOTE : FOR FIRST FLOOR WINDOWS REFER TO SCHEDULES a12-12.1 TO a12-12.2
FOR DOORS NUMBERS REFER TO SERIES a10 DETAILED PLANS.

LEGEND:

Level
Number
Door or Window
1.17 Apartment Number
Sound rated wall with detailing to GBSA 30C - 150mm staggered steel stud with 2 layers 13mm Gib either side running full height to u/s slab with cavity blanket
90mm stud with 1 layer 13mm gib to each side. 90 stud for cavity slider walls only
Fire rated wall (-30/30) with detailing to GBS 30 - 76mm steel stud with 1 layer 13mm gib to each side

APARTMENT TYPES:

Apartment No.	Type
1.1	3D
1.2	5-h
1.3	5
1.4	4
1.5	4A
1.6	5A
1.7	5B
1.8	5B-h
1.9	6
1.10	not used
1.11	1
1.12	1-h
1.13	1A
1.14	2A
1.15	2
1.16	1-h
1.17	1
1.18	3G

Notes:
h - indicates an apartment type handed
Refer to a10 series drawings for apartment type detail drawings

Note:
all wall framing and linings to extend to u/s of slab above with suspended ceilings between
13mm water resistant gib to all bathroom walls in lieu of outer layer of gib.

contractor shall verifyall dimensions and conditions on site before commencing work

this drawing shall be read in conjunction with all other relevant documents

notes
r 11 : 17-02-05 removal of wall and lift lobby doors, plant door shift
r 12 : 28-02-05 apt 118 purchaser variations
r 13 : 07-04-05 material change
r 14 : 18-07-05 corridor dimension change addition of lobby doors and wall
r 15 : 07-11-05 pool area bathroom + sauna layout

job
museum apartments
247 wakefield st
wellington
2003cp1/ma001

drawing
first plan

sheet
a02-03
revision
r15

Licensed / Undesignated Area

Wellington City Council Received: 17/11/2022

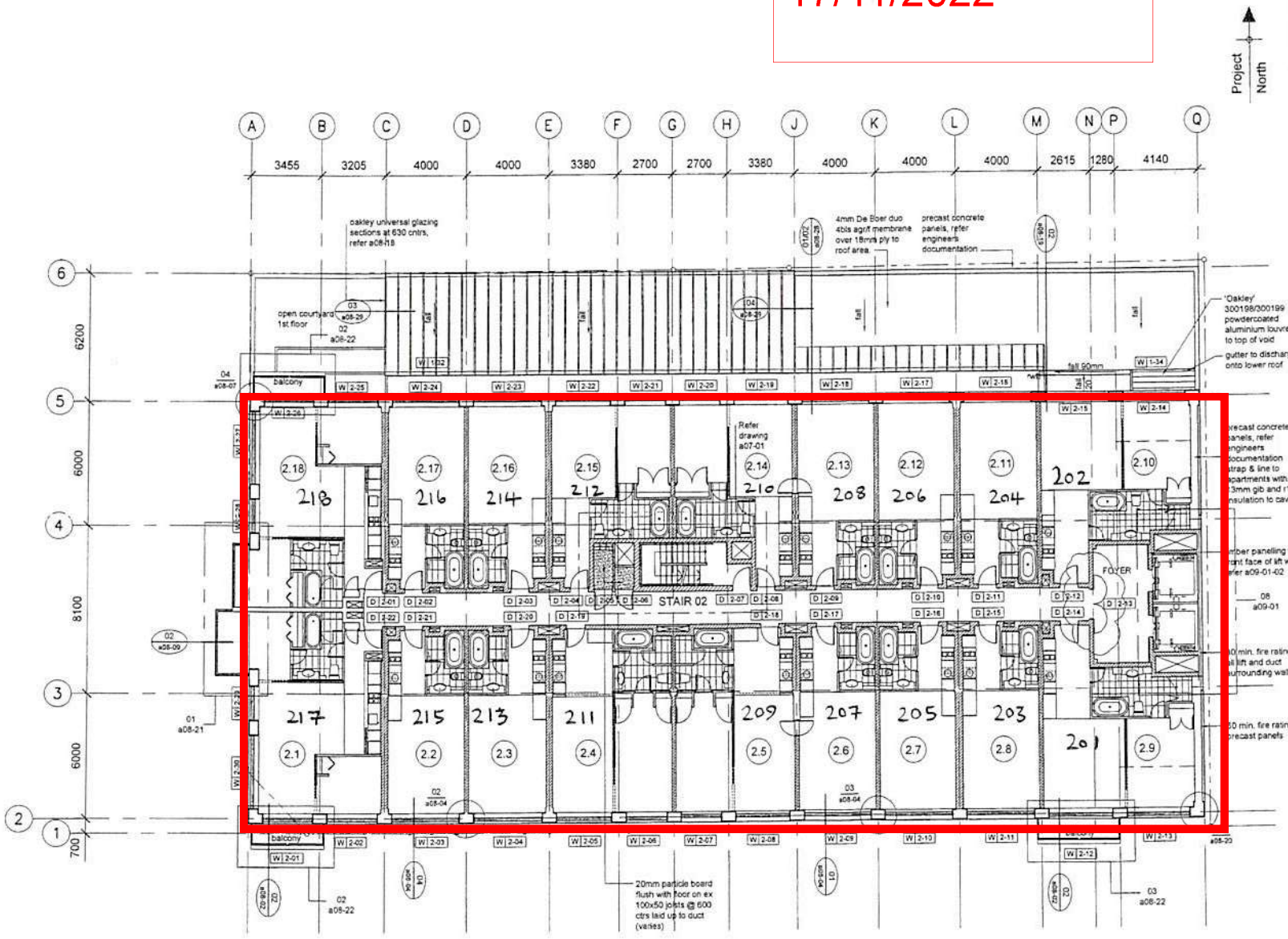

2nd plan at R.L 9.450
1:200

NOTE : FOR SECOND FLOOR WINDOWS REFER TO SCHEDULES a12-12.1 TO a12-12.2
FOR DOORS NUMBERS REFER TO SERIES a10 DETAILED PLANS.

LEGEND:

- Level / Number (D G-01)
- Door or Window
- 1.17 Apartment Number
- Sound rated wall with detailing to GBSA 90C - 150mm staggered steel stud with 2 layers 13mm Gib either side running full height to u/s slab with cavity blanket
- 90mm stud with 1 layer 13mm gib to each side. 90 stud for cavity slider walls only
- Fire rated wall (-30/30) with detailing to GBS 30 - 76mm steel stud with 1 layer 13mm gib to each side

APARTMENT TYPES:

Apartment No.	Type
2.1	3A
2.2	5-h
2.3	5
2.4	4
2.5	4A
2.6	5A
2.7	5B
2.8	5B-h
2.9	6
2.10	6-h
2.11	5C
2.12	5C-h
2.13	5A-h
2.14	2C
2.15	2B
2.16	5C-h
2.17	5C
2.18	3

Notes:

h - indicates an apartment type handed

Refer to a10 series drawings for apartment type detail drawings

Note:

all wall framing and linings to extend to u/s of slab above with suspended ceilings between

13mm water resistant gib to all bathroom walls in lieu of outer layer of gib.

contractor shall verify all dimensions and conditions on site before commencing work

this drawing shall be read in conjunction with all other relevant documents

notes

r2 : 16-07-04 general notes first floor roof

r3 : 20-08-04 general notes

r4 : 30-08-04 louvres

r5 : 07-09-04 courtyard access first floor

r6 : 12-11-04 investment unit bathrooms wardrobe doors

r7 : 17-02-05 removal of lift lobby doors

r8 : 18-07-05 addition of lobby doors

job
museum apartments
247 wakefield st
wellington

2003cpt/ma001

drawing
second plan

sheet
a02-04

revision
r8

Licensed / Undesignated Area

Wellington City Council Received: 17/11/2022

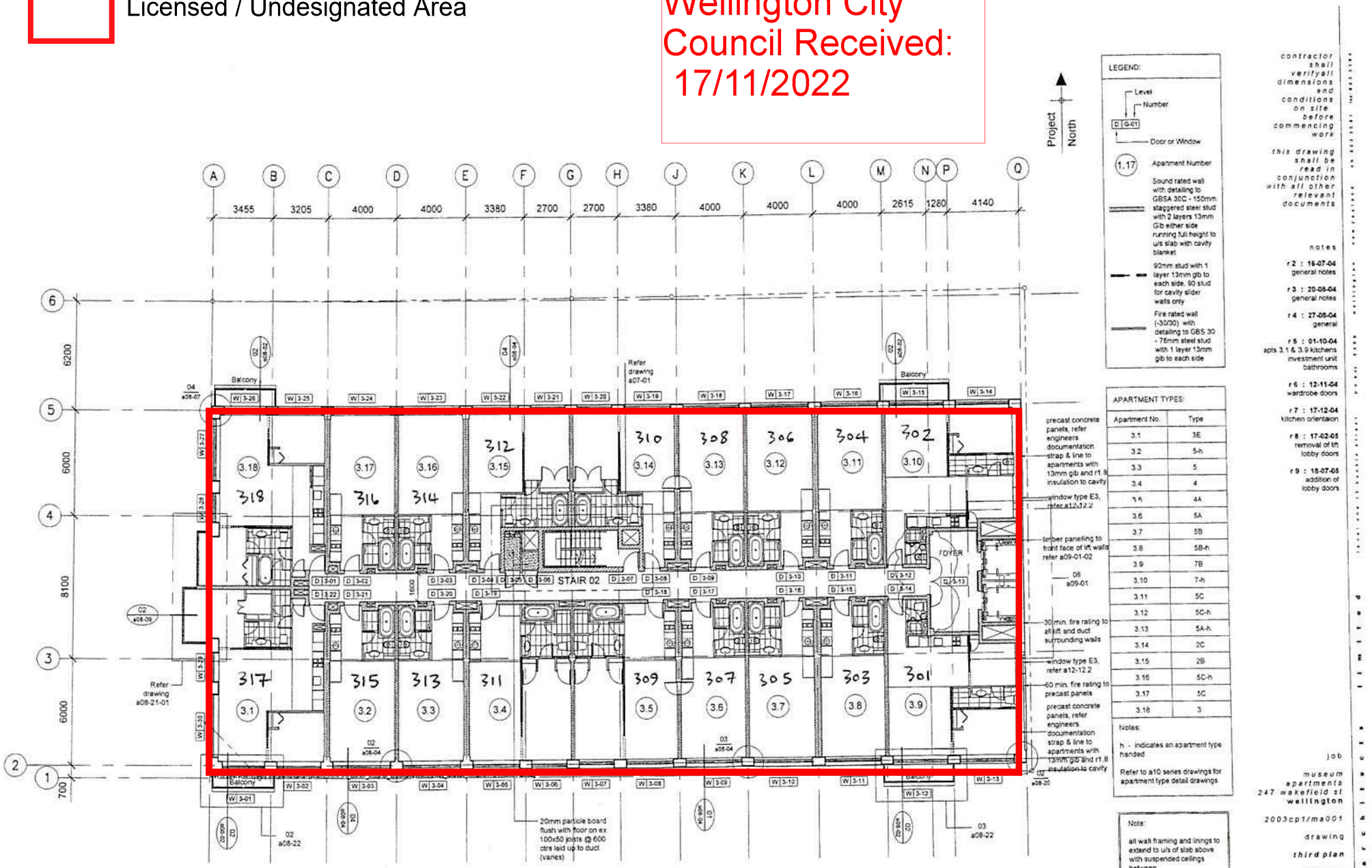

3rd plan at R.L 12.450
1:200

NOTE : FOR THIRD FLOOR WINDOWS REFER TO SCHEDULES a12-12.1 TO a12-12.2
FOR DOORS NUMBERS REFER TO SERIES a10 DETAILED PLANS

Licensed / Undesignated Area

Wellington City Council Received: 17/11/2022

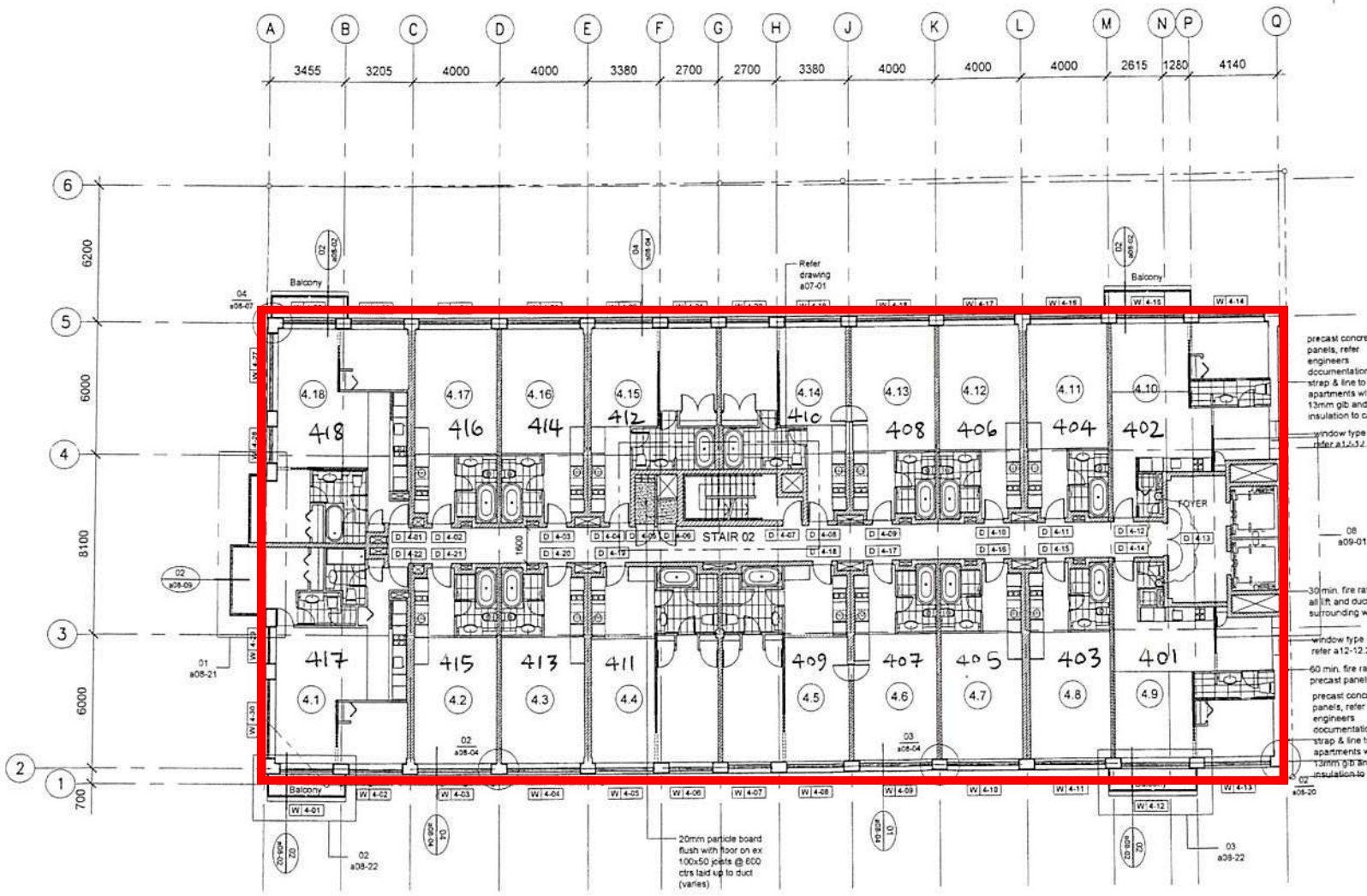

4th plan at R.L 15.450
1:200

NOTE : FOR FOURTH FLOOR WINDOWS REFER TO SCHEDULES a12-12.1 TO a12-12.2
FOR DOORS NUMBERS REFER TO SERIES a10 DETAILED PLANS

LEGEND:

- Level / Number (D G-01)
- Door or Window
- 1.17 Apartment Number
- Sound rated wall with detailing to GBSA 30C - 150mm staggered steel stud with 2 layers 13mm Gib either side running full height to u/s slab with cavity blanket
- 90mm stud with 1 layer 13mm gib to each side. 90 stud for cavity slider walls only
- Fire rated wall (-30/30) with detailing to GBS 30 - 76mm steel stud with 1 layer 13mm gib to each side

APARTMENT TYPES:

Apartment No.	Type
4.1	3F
4.2	5-h
4.3	5
4.4	4
4.5	4A
4.6	5A
4.7	5B
4.8	5B-h
4.9	7E
4.10	7C-h
4.11	5C
4.12	5C-h
4.13	5A-h
4.14	2C
4.15	2B
4.16	5C-h
4.17	5C
4.18	3

Notes:
h - indicates an apartment type handed
Refer to a10 series drawings for apartment type detail drawings

Note:
all wall framing and linings to extend to u/s of slab above with suspended ceilings between
13mm water resistant gib to all bathroom walls in lieu of outer layer of gib.

contractor shall verify all dimensions and conditions on site before commencing work

this drawing shall be read in conjunction with all other relevant documents

notes

r2 : 16-07-04 general notes
r3 : 20-08-04 general notes
r4 : 27-08-04 general
r5 : 12-11-04 apt 4.9 kitchen investment unit bathrooms wardrobe doors
r6 : 16-12-04 apt 4.1 purchaser variation apt 4.10 purchaser variation
r7 : 17-12-04 kitchen orientation
r8 : 12-01-05 apt 4.10 purchaser variation
r9 : 17-02-05 removal of lift lobby doors
r10 : 28-02-05 apt 409 purchaser variations
r11 : 18-07-05 addition of lobby doors

job
museum apartments
247 wakefield st wellington
2003cp1/ma001
drawing
fourth plan
sheet
a02-06
revision
r11

Licensed / Undesignated Area

Wellington City Council Received: 17/11/2022

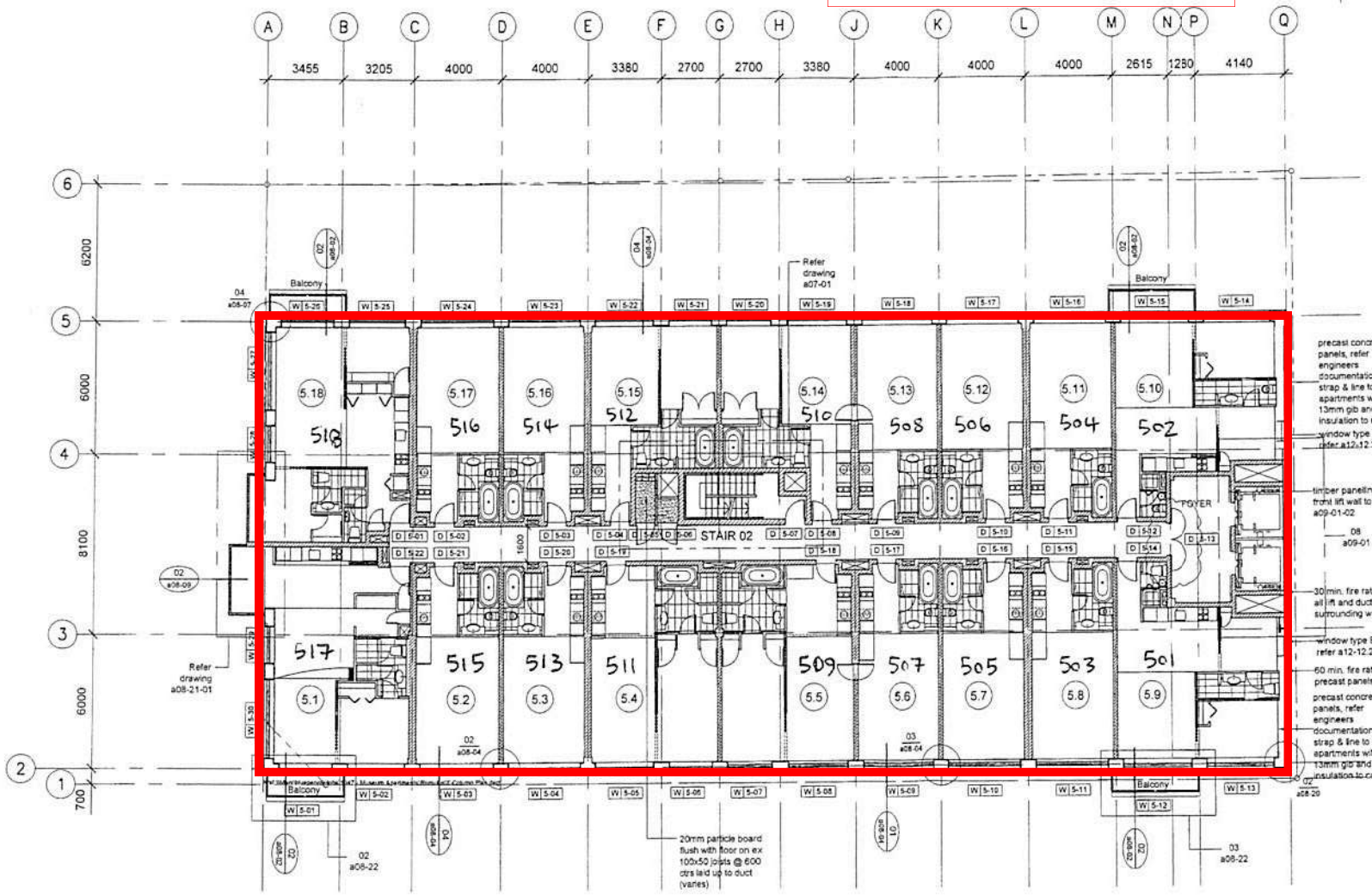

LEGEND:

- Level
- Number
- D1G-01 Door or Window
- 1.17 Apartment Number
- Sound rated wall with detailing to GBSA 30C - 150mm staggered steel stud with 2 layers 13mm Gib either side running full height to u/s slab with cavity blanket
- 90mm stud with 1 layer 13mm gib to each side, 90 stud for cavity slider walls only
- Fire rated wall (-30/30) with detailing to GBS 30 - 76mm steel stud with 1 layer 13mm gib to each side

APARTMENT TYPES:

Apartment No.	Type
5.1	8
5.2	5-h
5.3	5
5.4	4
5.5	4A
5.6	5A
5.7	5B
5.8	5B-h
5.9	7F
5.10	7-h
5.11	5C
5.12	5C-h
5.13	5A-h
5.14	2C
5.15	2B
5.16	5C-h
5.17	5C
5.18	3C

Notes:

h - indicates an apartment type handed

Refer to a10 series drawings for apartment type detail drawings

Note:

all wall framing and linings to extend to u/s of slab above with suspended ceilings between

13mm water resistant gib to all bathroom walls in lieu of outer layer of gib.

contractor shall verify all dimensions and conditions on site before commencing work

this drawing shall be read in conjunction with all other relevant documents

notes

r2 : 16-07-04 general notes

r3 : 20-08-04 general notes

r4 : 27-08-04 general

r5 : 12-11-04 apt 5.9 & 5.18 kitchens investment unit bathrooms wardrobe doors

r6 : 12-01-05 apt 5.18 purchaser variation

r7 : 17-02-05 removal of lift lobby doors

r8 : 28-02-05 apt 509 purchaser variations

r9 : 05-04-05 apt 518 cupboards & wall

r10 : 18-07-05 addition of lobby doors

job
museum apartments
247 wakefield st
wellington
2003cp1/ma001

drawing
fifth plan

sheet
a02-07

revision
r10

5th plan at R.L 18.450
1:200

Licensed / Undesignated Area

Wellington City Council Received: 17/11/2022

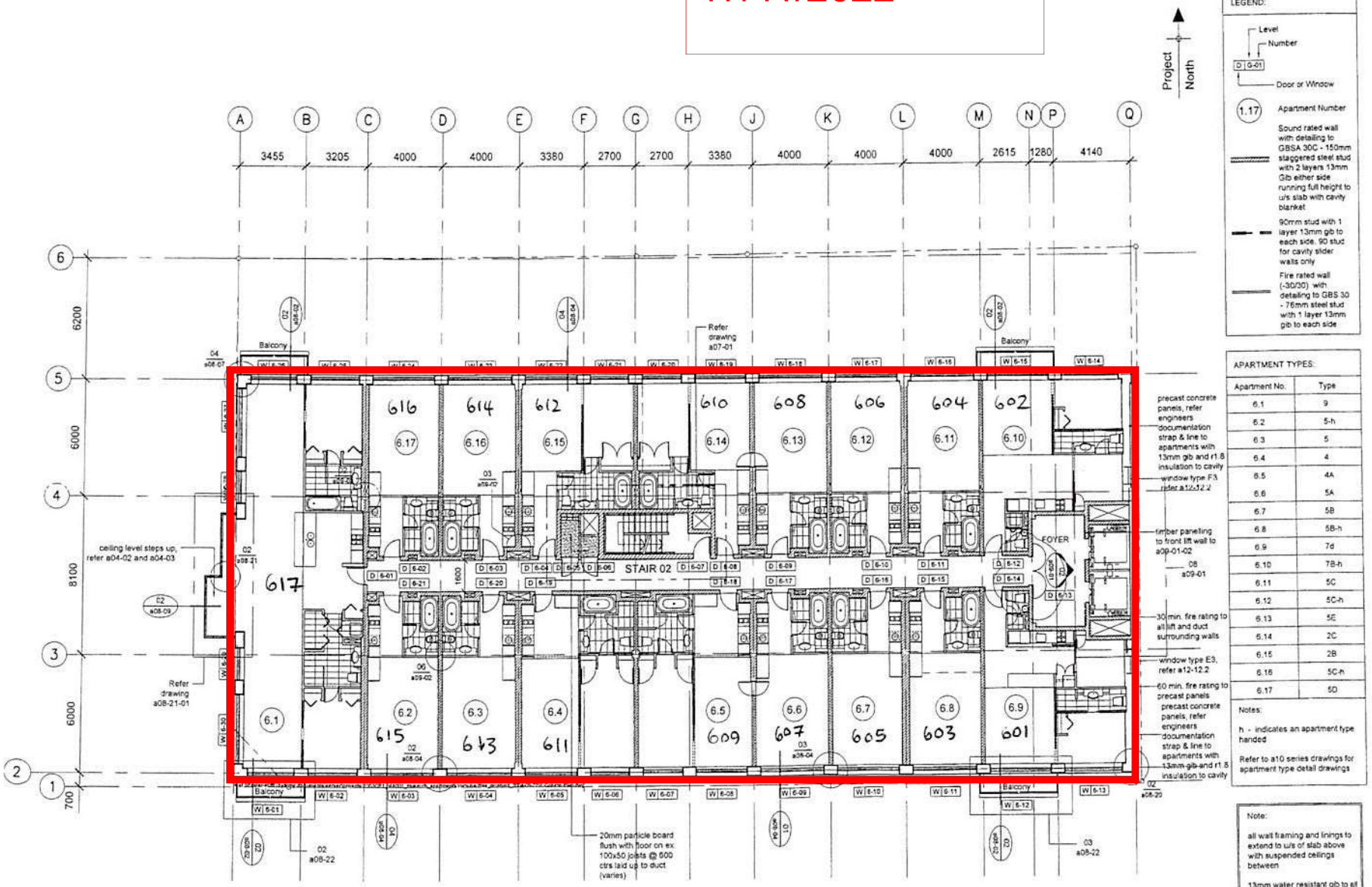

sixth plan at R.L 21.450
1:200

NOTE : FOR SIXTH FLOOR WINDOWS REFER TO SCHEDULES a12-12.1 TO a12-12.2
FOR DOORS NUMBERS REFER TO SERIES a10 DETAILED PLANS.

LEGEND:

- Level / Number (e.g. D G-01)
- Door or Window
- (1.17) Apartment Number
- Sound rated wall with detailing to GBSA 30C - 150mm staggered steel stud with 2 layers 13mm Gib either side running full height to u/s slab with cavity blanket
- 90mm stud with 1 layer 13mm gib to each side. 90 stud for cavity slider walls only
- Fire rated wall (-30/30) with detailing to GBS 30 - 76mm steel stud with 1 layer 13mm gib to each side

APARTMENT TYPES:

Apartment No.	Type
6.1	9
6.2	5-h
6.3	5
6.4	4
6.5	4A
6.6	5A
6.7	5B
6.8	5B-h
6.9	7d
6.10	7B-h
6.11	5C
6.12	5C-h
6.13	5E
6.14	2C
6.15	2B
6.16	5C-h
6.17	5D

Notes:
h - indicates an apartment type handed
Refer to a10 series drawings for apartment type detail drawings

Note:
all wall framing and linings to extend to u/s of slab above with suspended ceilings between
13mm water resistant gib to all bathroom walls in lieu of outer layer of gib.

contractor shall verify all dimensions and conditions on site before commencing work

this drawing shall be read in conjunction with all other relevant documents

notes

r2 : 16-07-04 general notes
r3 : 20-08-04 changes to apartment types, 6.13 changes from 5A-h to 5E, 6.17 changes from 5C to 5D general notes
r4 : 27-08-04 general
r5 : 09-09-04 door removed
r6 : 12-11-04 apt 6.10 kitchen apt 6.1 investment unit bathrooms wardrobe doors
r7 : 12-01-05 apt 6.9 purchaser variations
r8 : 03-02-05 apt 6.1 change to bathroom doors
r9 : 17-02-05 removal of lift lobby doors
r10 : 18-07-05 addition of lobby doors

job
museum apartments
247 wakefield st
wellington
2003cp1/ma001

drawing
sixth plan

sheet
a02-08

revision
r10

Licensed / Undesignated Area

Wellington City Council Received: 17/11/2022

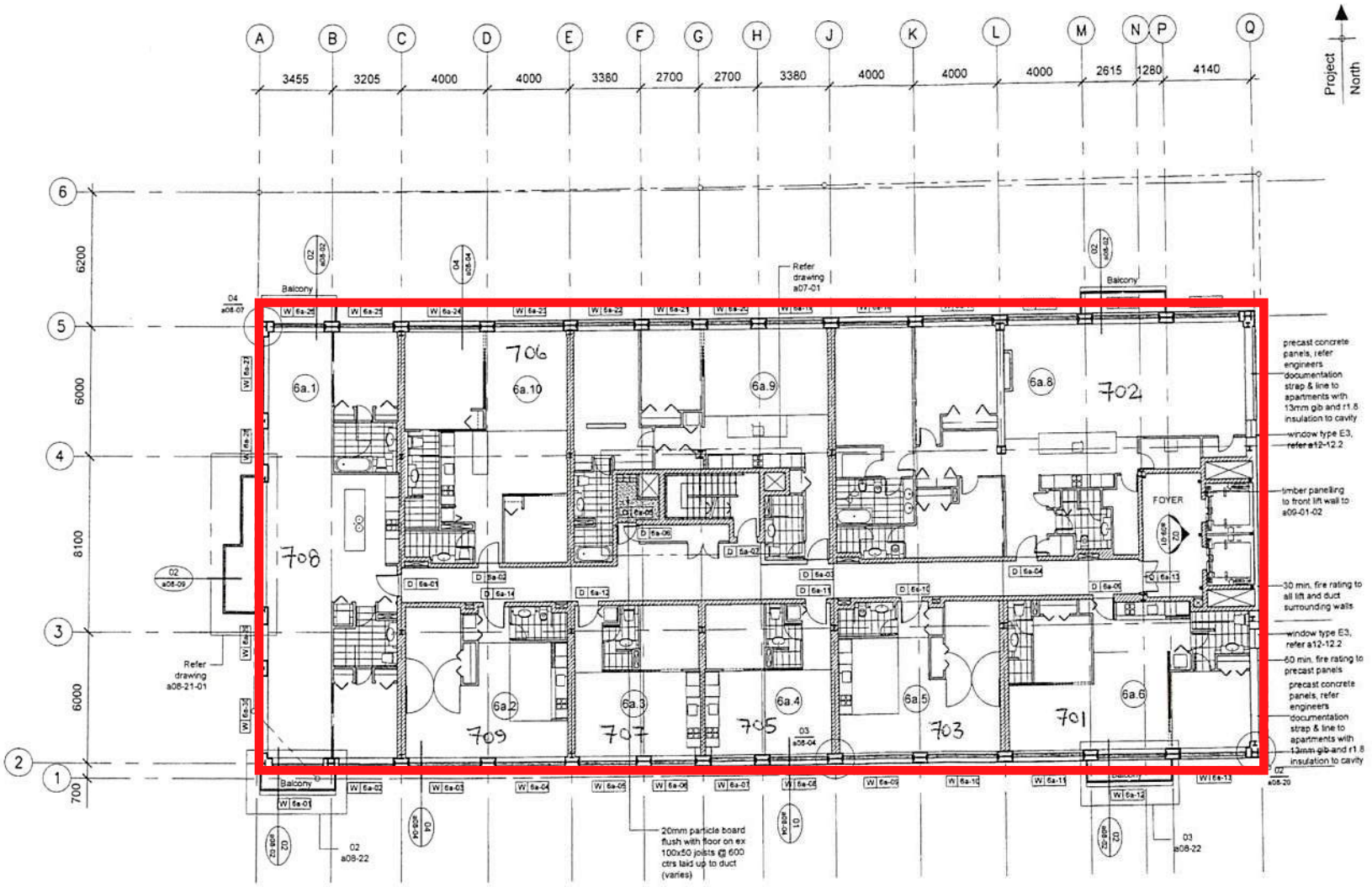

7th plan at R.L 24.450
1:200

NOTE : FOR FLOOR 6a WINDOWS REFER TO SCHEDULES a12-21.
FOR DOOR NUMBERS REFER TO SERIES a10 DETAILED PLANS.

LEGEND:

- Level / Number (e.g. D G-01)
- Door or Window
- (1.17) Apartment Number
- Sound rated wall with detailing to GBSA 30C - 150mm staggered steel stud with 2 layers 13mm Gib either side running full height to u/s slab with cavity blanket
- 90mm stud with 1 layer 13mm gib to each side. 90 stud for cavity slider walls only
- Fire rated wall (-30/30) with detailing to GBS 30 - 76mm steel stud with 1 layer 13mm gib to each side

APARTMENT TYPES

Apartment No.	Type
6a.1	19
6a.2	20
6a.3	21
6a.4	21A
6a.5	20A
6a.6	22
6a.7	not used
6a.8	24
6a.9	25
6a.10	24A

Notes:

h - indicates an apartment type handed

Refer to a10 series drawings for apartment type detail drawings

Note:

all wall framing and linings to extend to u/s of slab above with suspended ceilings between

13mm water resistant gib to all bathroom walls in lieu of outer layer of gib.

contractor shall verify all dimensions and conditions on site before commencing work

this drawing shall be read in conjunction with all other relevant documents

notes

r2 : 20-08-04 kitchens

r3 : 12-11-04 apt 6a.1

r5 : 12-01-05 apt 6a.7 purchaser variation

r6 : 18-01-05 apt 6a.7 bathroom

r7 : 03-02-05 apt 6a.1 bathroom door changes

r8 : 17-03-05 addition of laundry

r9 : 27-04-05 6a.3 & 6a.4 walls moved

r10 : 17-05-05 6a07 and 6a08 merged

r11 : 27-05-05 apt type 24 layout finalised

job
museum apartments
247 wakefield st
wellington
2003cp1/ma001

drawing
~~six (6a) plan~~ Seventh
sheet
a02-12
revision
r11
for construction

Licensed / Undesignated Area

Wellington City Council Received: 17/11/2022

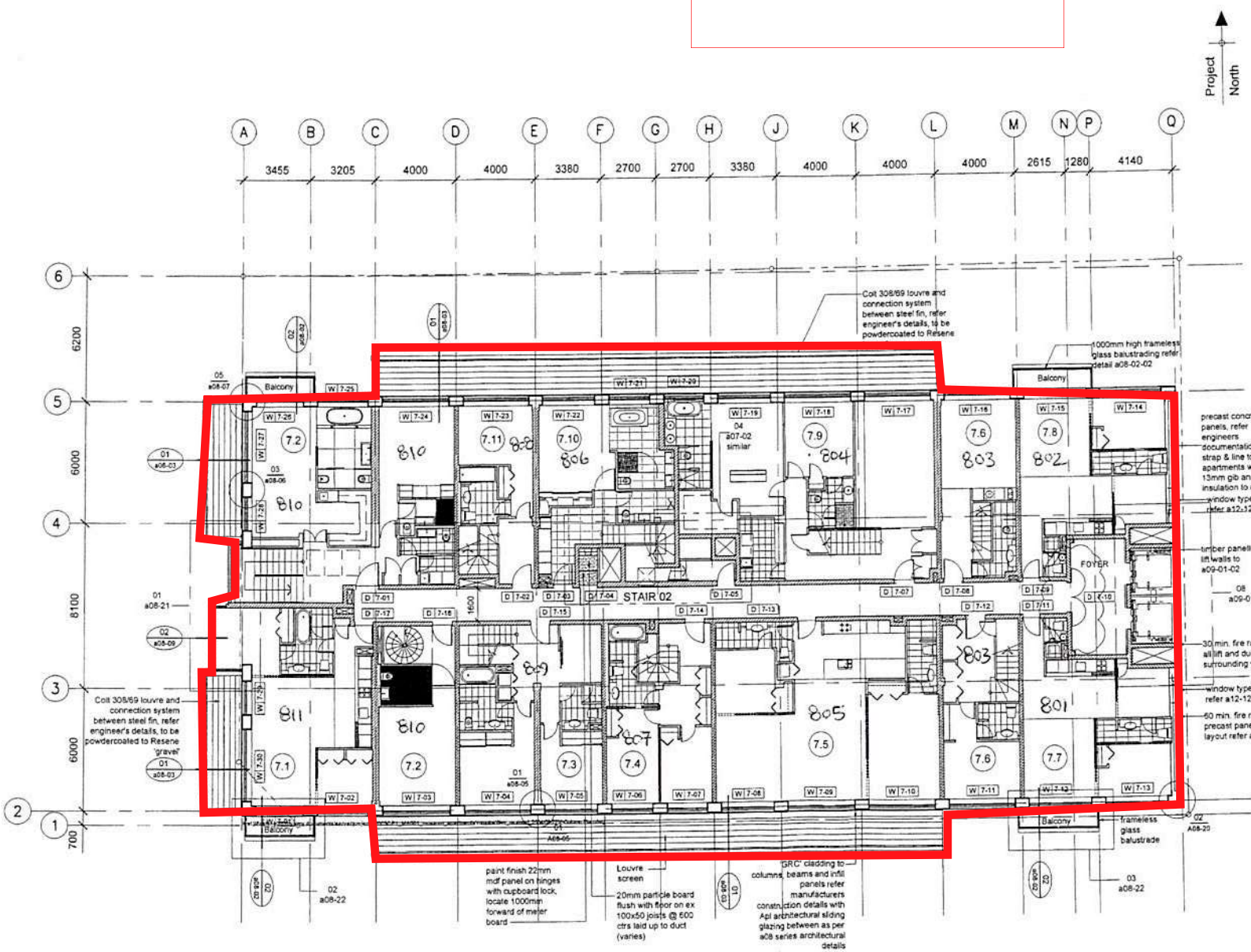

8th plan at R.L 27.640
penthouse (lower level)
1:200

NOTE : FOR SEVENTH FLOOR WINDOWS REFER TO SCHEDULES a12-13.
FOR DOORS NUMBERS REFER TO SERIES a10 DETAILED PLANS.

LEGEND:

- Level / Number (e.g. D G-61)
- Door or Window
- 1.17 Apartment Number
- Sound rated wall with detailing to GBSA 30C - 150mm staggered steel stud with 2 layers 13mm Gib noiseline either side with cavity blanket
- 90mm steel stud with 1 layer 13mm gib to each side. 90 stud for cavity slider walls only
- Fire rated wall (-30/30) with detailing to GBS 30 - 76mm steel stud with 1 layer 13mm gib to each side

APARTMENT TYPES:

Apartment No.	Type
7.1	3B
7.2	1D
7.3	1I
7.4	1Z
7.5	1S
7.6	1A
7.7	7A
7.8	7A-h
7.9	1S
7.10	1S
7.11	1T

Notes:
h - indicates an apartment type handed
Refer to a10 series drawings for apartment type detail drawings

Note:
all wall framing and linings to extend to u/s of slab above with suspended ceilings between
13mm water resistant gib to all bathroom walls in lieu of outer layer of gib.

contractor shall verify all dimensions and conditions on site before commencing work

this drawing shall be read in conjunction with all other relevant documents

notes

r3 : 20-08-04 apartment 7.5 conservatory removed
r4 : 27-08-04 general
r5 : 07-09-04 stairs moved apartments altered
r6 : 24-09-04 apt 7.9 plan apt 7.10 plan
r7 : 29-10-04 apt 7.2 plan apt 7.5 plan
r8 : 12-11-04
r9 : 17-12-04 kitchen orientation
r10 : 31-01-05 stairwell & duct
r11 : 17-02-05 removal of lift lobby doors
r12 : 22-03-05 changes to apts. 7.03 and 7.11
r13 : 23-03-05 panel to meter board cupboard
r14 : 29-06-05 wall apt 7.1 plan
r15 : 18-07-05 addition of lobby doors

job
museum apartments
247 wakefield st
wellington
2003cp1/ma001
drawing
seventh plan
eighth sheet
a02-09
revision
r15
for construction

Licensed / Undesignated Area

Wellington City Council Received: 17/11/2022

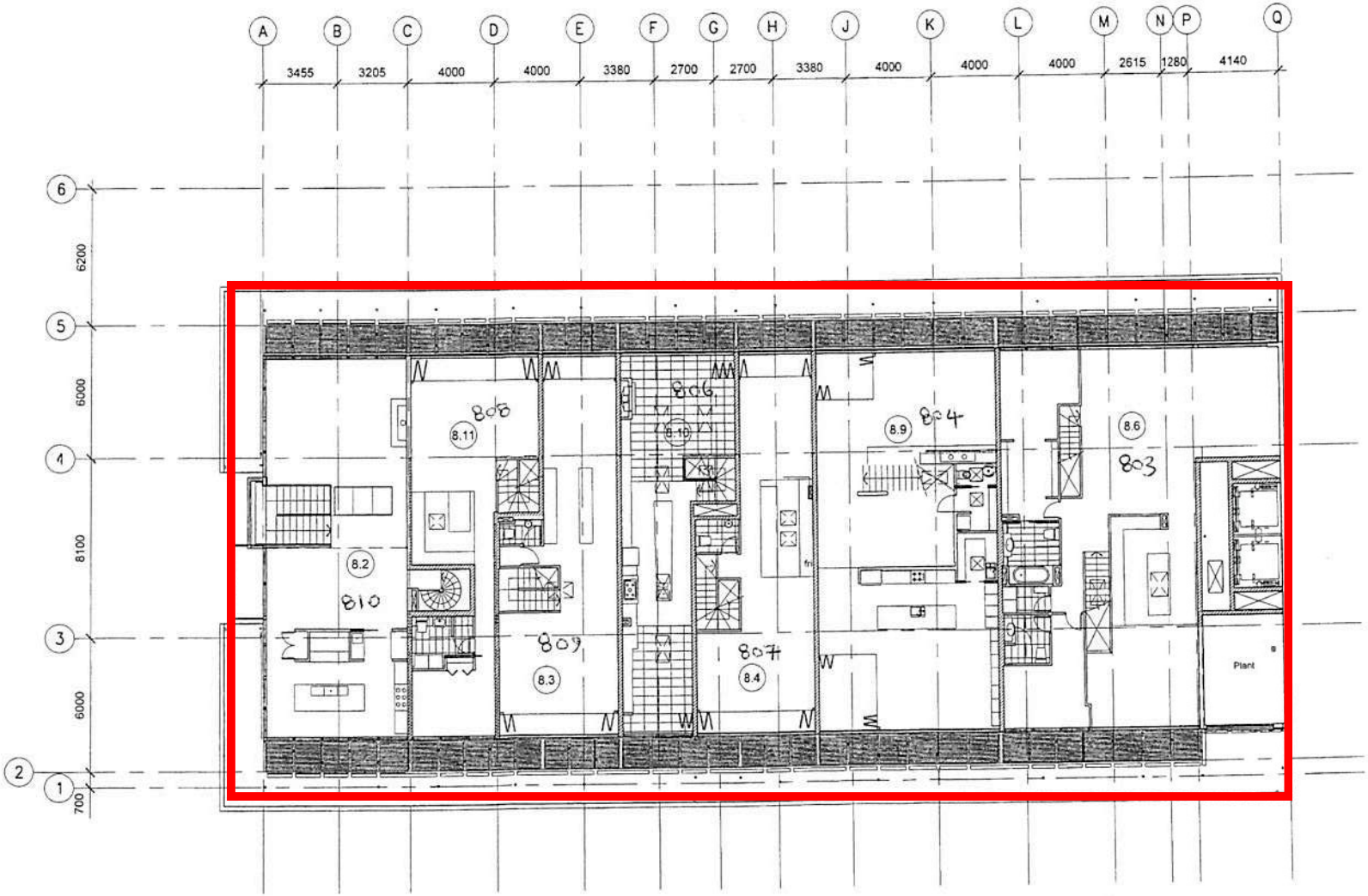

9th plan at R.L 30.830
penthouse (upper level)
1:200

8.5

contractor shall verify all dimensions and conditions on site before commencing work

this drawing shall be read in conjunction with all other relevant documents

notes

r7 : 24-09-04
duct apt 8.4
plan apt 8.9
apt 8.6 extention & conservatory
plan apt 8.10

r8 : 12-11-04

r9 : 20-01-05
deck added

r10 : 22-03-05
attic stair and roof access hatch
changes to bathrooms for apt 8.03 and 8.11

r11 : 31-03-05
change to kitchens and skylights to apt 8.04 and 8.11
2 new ducts

r12 : 12-04-05
change to kitchen in apt 8.03

r13 : 02-06-05
detail ref

r14 : 17-06-05
L8 bifolds replaced with sliders

r15 : 10-08-05
int bifold to 8.3
bathroom/duct layout to 8.4

r16 : 12-08-05
conservatory doors to 8.6 removed

job
museum apartments
247 wakefield st
wellington
2003cp1/ma001

drawing
~~eighth~~ ninth plan

sheet
a02-10

revision
r 16

for titles