







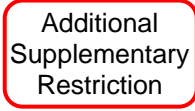
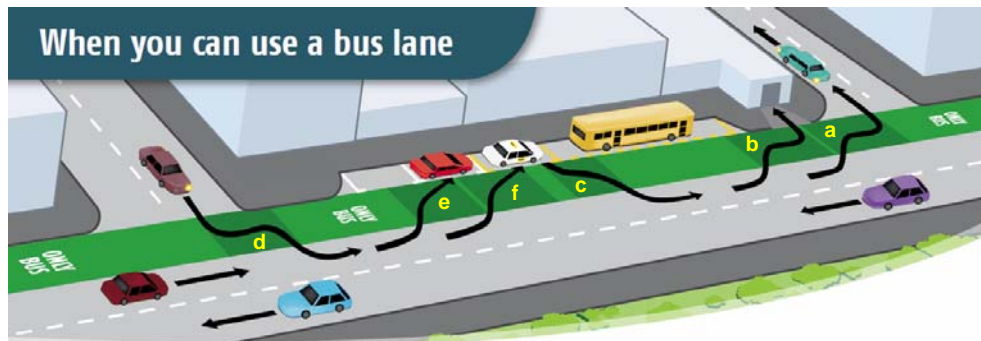


Use of bus priority lanes

Lane Marking	Sign	Authorised to use the lane			
		Buses	Bicycles or Motorcycles	Taxis	Other Traffic
BUSES ONLY - are typically used where it would be unsafe for any other vehicles to use the lane, e.g. in areas where vehicles cannot stop, turn or pass each other.					
	None (implies "at all times")	✓	X	X	X
		✓	Only outside the times indicated		
BUS LANES - are typically used on wider roads, roads with lots of side streets or those with traffic and parking lanes on either side. These allow other modes of traffic to share the bus lanes, including the ability for vehicles to pass each other.					
	None (implies "at all times")	✓	✓	X	X
		✓	✓	Only outside the times indicated	
OTHER - Special vehicle lanes may also exist for other classes of vehicle, or specific conditions may apply to bus lanes.					
	As above, plus 	✓	✓	✓	X
		As per the wording of the restriction			

People may also drive in a bus priority lane to cross it to:



- a) make a turn
- b) leave a road
- c) enter a marked lane or line of traffic from the side of the road
- d) enter a marked lane or line of traffic from another marked lane
- e) park in a place clear of a special vehicle lane
- f) enter a specified stopping place or loading zone to pick up or drop off passengers or a load (passenger service or goods vehicles only)

and

- You only use the special vehicle lane for the minimum length necessary to complete the manoeuvre and **for no more than a maximum of 50 metres** (that's half the length of a rugby field)
- You must give way to vehicles entitled to use the lane

No-one may stop or park in a bus priority lane unless there are signs indicating that this is allowed. Normal parking rules apply.