
ORDINARY MEETING

OF

COUNCIL CONTROLLED ORGANISATIONS SUBCOMMITTEE

MINUTE ITEM ATTACHMENTS

Time: 9:30 am
Date: Tuesday, 27 November 2018
Venue: Committee Room 1
Ground Floor, Council Offices
101 Wakefield Street
Wellington

Business	Page No.
1.5.2 Basin Reserve Trust	
1. Basin Reserve Trust Presentation	2
1.5.3 Wellington Cable Car Ltd.	
1. Cable Car Ltd Presentation	9
1.5.4 Karori Sanctuary Trust	
1. Karori Sanctuary Trust Presentation	16
1.5.5 Wellington Museums Trust	
1. Wellington Museums Trust Presentation	30
1.5.6 Wellington Zoo	
1. Wellington Zoo Presentation	45



BASIN RESERVE TRUST

DATE: Novemeber 2018



EXECUTIVE SUMMARY

- A Calendar of Events
- YTD Performance
- The Future
- Work in Progress



CALENDAR OF EVENTS



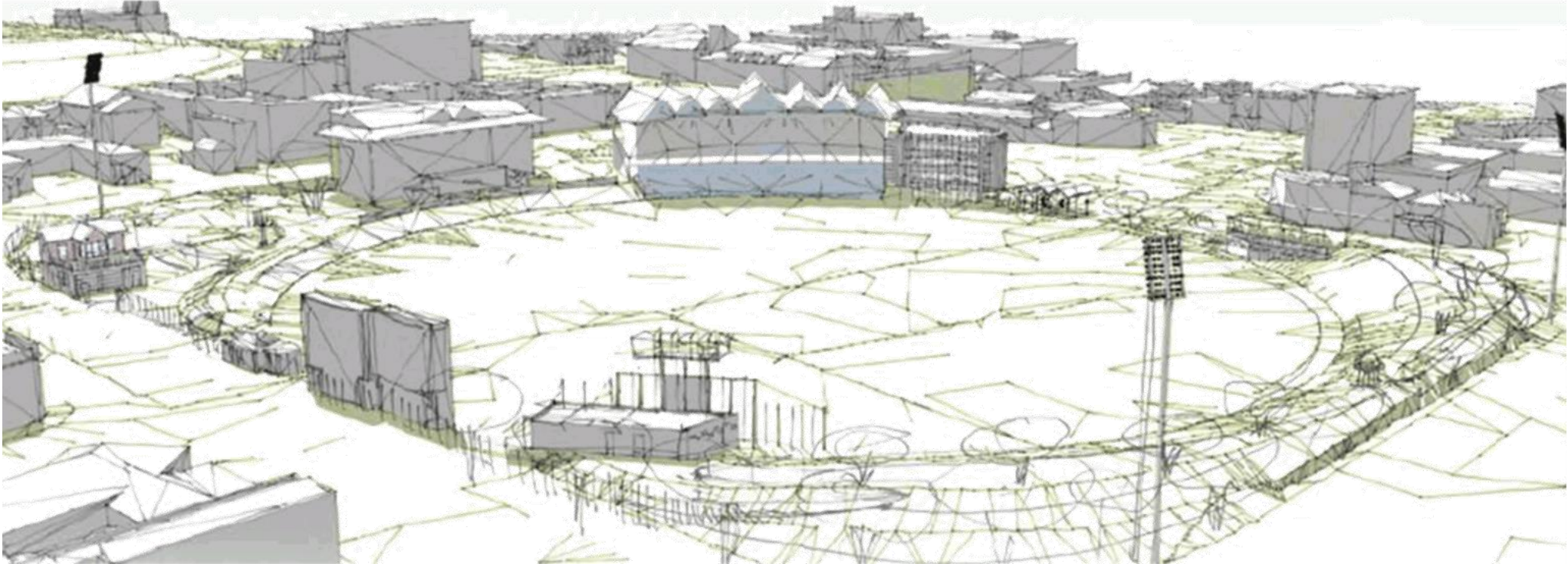


YTD PERFORMANCE

MEASURE		Q1	Q1	YTD	3 Year
		30 Sep 17	30 Sep 18	30 Sep 18	Trend
Cricket Events	Actual	1 ✓	2 ✓		→
	Target	0	0		
Junior sports during winter are a key factor in the early preparation of the wicket and the early start to the cricket season at the Basin Reserve.					
Other Sports Events	Actual	24 ✓	11 ✓		↗
	Target	14	7		
The 11 other sports days in the quarter produced 102 games (72 games of junior football and 30 games of junior rugby). Junior sport is very well supported with attendance not less than 200 parents and family members per event day.					
Community Events	Actual	4 ✓	0 ✗		↗
	Target	0	2		
Construction works at the ground have discouraged community usage, but this will return when the construction finishes.					
Function Bookings	Actual	1 ✗	8 ✓		↗
	Target	2	6		
The refurbished RA Vance stand is a popular functions venue.					
Practice Facility Usage (days)	Actual	11 ✓	11 ✓		↗
	Target	0	10		
Early preparation of the wickets has meant the Basin can be used for practice and practice matches during quarter one.					
Numbers Attending Events	Actual	1,200 ✓	2,500 ✓		↗
	Target	1,000	1,000		
Having junior sports played at the Basin Reserve over winter has increased its attendances during Q1 markedly.					




THE FUTURE BASIN UPGRADES



WORK IN PROGRESS

- Naming Rights Sponsor
- Accessible and Female Toilets
- Harassment
 - Event staff training and all regular staff aware of CW overarching zero tolerance policy relating to Sexual Harassment and that it's safe to speak out
 - Policies and Procedures (liquor meeting every hour)
 - information pack sent to venue hires outlining the expectations of the Trust









2017/18 YEAR HIGHLIGHTS

CABLE CAR

Passenger Numbers and Revenue

- Best passenger trip numbers for at least 25 years, reaching 1.145m (2017: .97m), and 50,000 trips over that budgeted
- Cable Car revenue exceeded \$3m for the first time ever and a significant improvement (22%) over the 2017 result of \$2.48m. The revenue increase assisted by growth in tourist numbers along with the mix of ticket types sold
- Local resident traffic remains strong and was a 43% to 57% split locals to tourists for passenger numbers

Financial Result

- A net surplus of \$551k achieved, which was similar to 2017 however exceeded the budgeted result by \$161k



2017/18 YEAR HIGHLIGHTS

TROLLEY BUS NETWORK

The end of an era with Trolley Bus services ceasing on 31 October 2017.

Decommissioning Project

- 75% of the physical decommissioning was completed as at 30 June 2018 with the project running very smoothly, under budget and ahead of schedule due to the extent of the precision planning that took place prior to the commencement of the project, hard work by all parties involved (noting Broad Spectrum's efforts), a strong focus on health and safety and good communications between all parties involved and the affected Wellington residents.
- The efforts and work of the WCCL team also stood out in relation to the smooth running of the project, also taking into consideration that side of the business is ceasing.



2018/19 Q1 - HIGHLIGHTS

CABLE CAR

Passenger Numbers and Revenue

- The 2018/19 year has started strongly with Q1 passenger numbers largely reflecting the local resident traffic, and being a 12% increase over the same period last year. Based on the passenger numbers to date we could exceed 1.2m passenger trips for the year
- Cable car fares were increased in July (first time in 4 years) with minimal impact on passenger numbers due to careful management and marketing of local discounts (Adult single fare on snapper only increased by 10c) and the introduction of new family fares.
- Cruise ships for the 2018/19 year have increased from 86 to 110 and passengers 270k to 320k (estimated) so the Company is looking forward to seeing the impact in Q2 and Q3 of the year
- The SuperGold scheme continues to be underfunded and VUW has ceased the inter-campus travel scheme



2018/19 Q1 - HIGHLIGHTS

Trolley Bus

Decommissioning

- The project achieved practical completion on 31 October which closed out a great achievement by all parties involved and we are now in the project close-out period.
- The pole and building anchor infrastructure assets were transferred to WCC on 1 November and WCCL staff have assisted in the transition of the asset and management of the resulting revenue streams.

Business Operations

- The first of the overhead division team finished in Q1 and as of now only one employee remains, through to the end of Q3 to assist with the final project close out
- WCCL relocated its head office from Glover Street to Lambton Quay (near CC lane) in Q1 which assists in efficiencies and interaction with the Cable Car team.



The Future

- Initial work in relation to tunnel portal strengthening is progressing (currently completing a geotechnical analysis)
- The existing track will need to be replaced at some stage in the future
- Planning work continues for the commencement of the Rolling Stock replacement programme in 2024 (Design phase, manufacture to occur in 2025, installation and commissioning in 2026). Current intention remains for the Company to fund this via cash reserves and some external debt; the budgeted cost (including contingencies) is NZD \$12m based on 2017 pricing received

Marketing and Operations

- The company continues to work closely with other CCO's, WCC and local businesses, and is dedicated to achieving a vibrant Kelburn precinct.
- Continued marketing initiatives are being explored to provide continued growth, including events (with Halloween being successful) and Christmas already planned.

ANY QUESTIONS?





LIVING WITH NATURE

ZEALANDIA will be a place that transforms biodiversity, people and knowledge, and through this transforms our capacity for living with nature

**Creating our next generation
impact for Wellington**

Integrated reporting on a successful social enterprise

A social enterprise's main purpose is to promote, encourage, and make societal change

Social capital

Describes the norms and values that underpin society; includes things like trust, adherence to the rule of law, the Crown-Māori relationship, cultural identity and the connections between people and communities.

Human capital

People's skills, knowledge and their physical and mental health; the things which enable people to participate fully in work, study, recreational activities and society more broadly.

Environmental capital

All aspects of the natural environment needed to support life and human activity; includes things like soil, water, plants, animals, as well as minerals and energy resources.

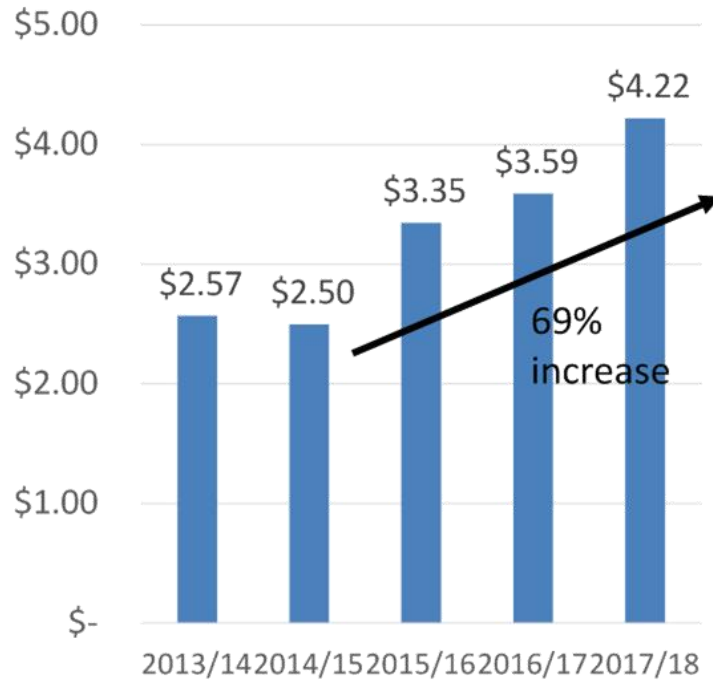
Financial/physical capital

Includes things like factories, houses, roads, hospitals and financial assets. These are the human-made things involved in commercial and non-commercial activity.

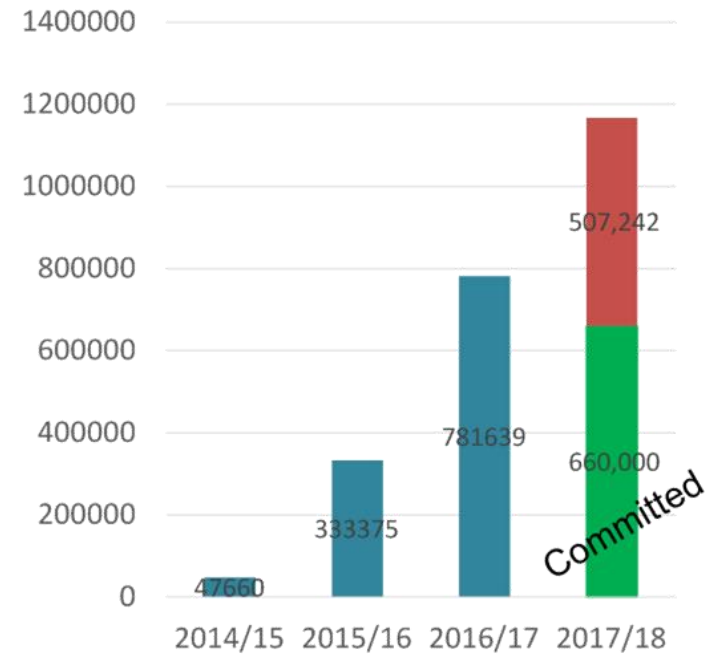


2017/18 – KPI highlights

Total Income \$m (excluding WCC grant)

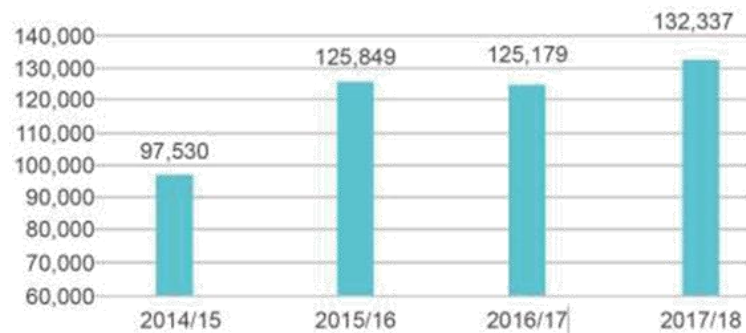


Working Capital Balance (\$)



2017/18 – KPI highlights

Visitors to ZEALANDIA 2014/15 to 2017/18



Hosted 13 interns
from across the world

Connected with > 9000
learners, education, whanau



Turning Kai In to Compost workshop: Youth Ambassador, Gwen, making a compost heap. Photo credit: ZEALANDIA.

Social capital

Connections between people and communities

Navy underwater screening equipment used for Wellington conservation project - TVNZ



Photo: Radio NZ



Local partners



Environmental capital

Focus on restoration: strategy, species, ecosystem



Restoration Strategy update.
Photo: Rob Suisted



Green mistletoe rescue mission. Photo: ZEALANDIA



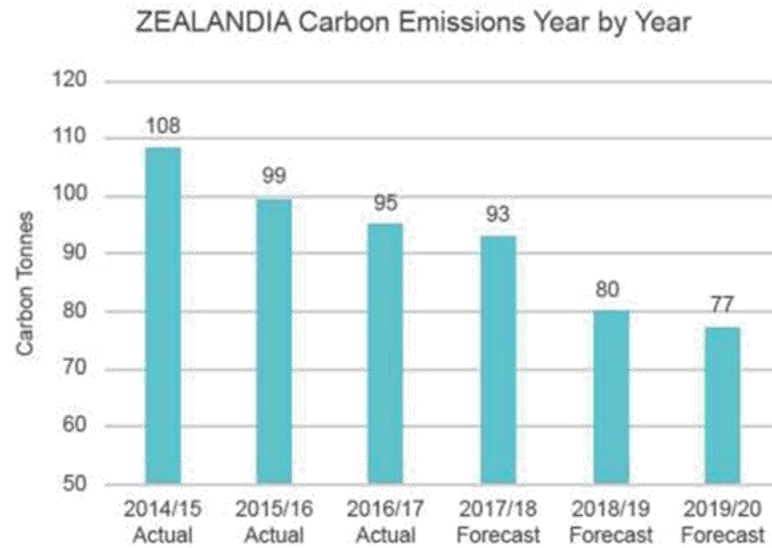
Nio and Orbell. Photo: Judi Lapsley-Miller



Kākahi translocation. Photo: Owen Calder



Environmental capital Environmental Sustainability



Two new passenger electric shuttles: a first for Australasia
Photo: ZEALANDIA

Embracing Mātauranga Māori Kākahi translocation



Kākahi collected in a specially made kete. Photo: Pete Monk



A partnership with Taranaki Whānui,
Ngāti Kahunganu and Rangitāne o
Wairarapa
Supported by DOC, Holdsworth
Charitable Trust, GWRC and
Riverscapes Freshwater Ecology



Photo: ZEALANDIA

Kaitiakitanga: Protecting our Taonga Biosecurity

 **Zealandia Ecosanctuary**
22 November at 19:12 · 🌐

2 months, 8,000+ trap-nights, 100s of eggs and 1 mustelid dog later, we are satisfied that ZEALANDIA is weasel-free! 🐾

Huge thanks to all the wonderful volunteers and staff who helped with this massive operation.

We'd also like to thank the Department of Conservation, Zero Invasive Predators (ZIP) Ltd, Wellington City Council, Greater Wellington Regional Council, Predator Free Wellington, and so many more organisations and people who provided critical support.



👍 Like 💬 Comment



Annual investment > \$0.5 million

Looking after our staff Pukeahu



Many thanks to WCC staff for assisting with our new office space

< \$2,000/square metre



A multi-faceted approach Sanctuary to Sea

**He taura whiri kotahi
Mai anō te kopunga tai no i te pu au**

From the source to the mouth of the sea, all things are joined
together as one



Whānau day at Otari-Wilton's Bush. Photo: ZEALANDIA



The Centre for People and Nature Tanglewood House

- A virtual and physical centre, linking Wellington and the world, supporting leading-edge research and all-age learning, interns and community partners.
- Fosters interdisciplinary exchange and innovation
- Hub facility in planning stages now for a functional, lightweight, multi-purpose building
- and is fully funded by WCC and a major private donor

Kaitiaki of the future



Learning by doing



Healthy aquatic systems



**If you want to go fast, go alone.
If you want to go far, go together.**





Principal Funder:

Absolutely Positively
Wellington City Council

Me Heke Ki Pōneke

CCO Committee

- Q1 Performance and Highlights
- 2017-18 Annual Report
- Wellington Museum development
- Stakeholder relationships
- Future Plans



Performance to 30 September 2018

- 147,707 visits – 11,000 (8%) better than Q1 target; 27,000 fewer visits than Q1 2017-18 mostly due to a drop in City Gallery’s visitation
- Financial performance on track
- Trading revenue is just below budget
- The main focus of fundraising is the 2019 Capital E National Arts Festival for Children



City Gallery Visitation

- Visitation has declined since the closure of the Town Hall/MFC laneway to Te Ngākau Civic Square
- The drop is around 30% compared to 2017 monthly totals
- Visitor comments continue to be positive about the visitor experience and the exhibitions



What we are doing to activate Te Ngākau Civic Square

- *Carhorn* hockey on 17 November opened *From Scratch: 555 Moons*
- Ronnie van Hout's sculpture *Quasi* to be installed on City Gallery's roof in the New Year
- We have appreciated Council's help with these and other initiatives and we look forward to working together as the Town Hall works progress



Q1 Highlights

- Blobbles at Capital E's Play HQ
- *Story Studio Live*
- *The Attic* winning the inaugural Council Innovative Design in Accessibility Award
- Nairn Street Cottage's new exhibition



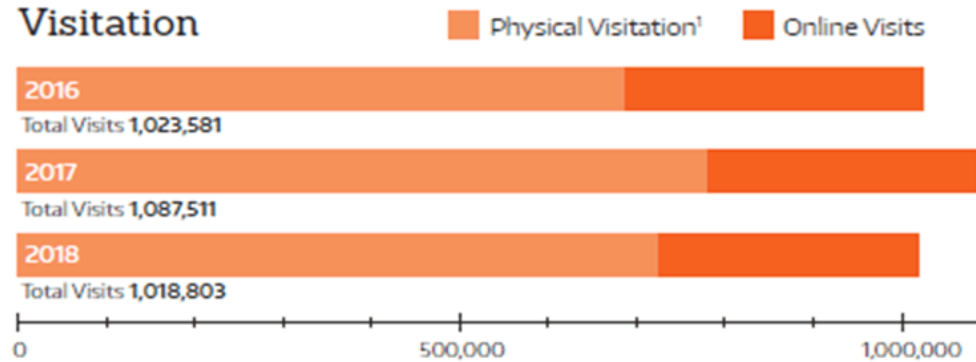
2017-18 Annual Report

Reaching Wellington's diverse communities is crucial to achieving our vision of **Engaged Curious Communities**. During 2017-18 we increased our efforts to find new ways to engage a wider audience

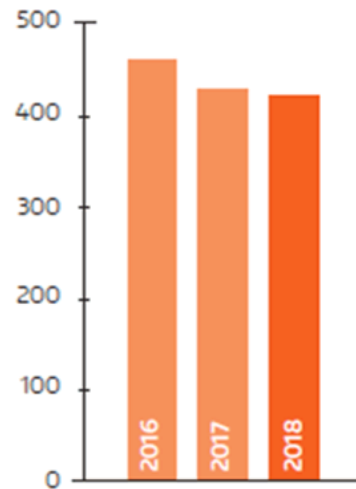
- Just over 1 million visits including over 725,000 onsite and over 293,000 engaging with us online
- Cable Car Museum and Space Place set new full-year visitation records
- We raised \$3.8 million revenue representing 34% of total revenue and 5% better than budget
- We reported a surplus of \$18,535 after depreciation and inclusion of reserve funds released totalling \$72,002
- Wellingtonians are committed and satisfied participants in our visitor experiences rating us highly with satisfaction levels well above 90%



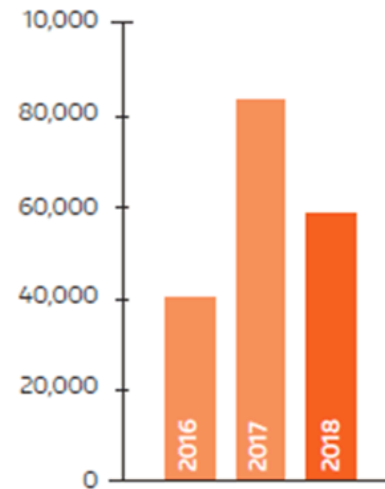
Our performance against Key Result Indicators (KRI) He hua whakakitenga mahi



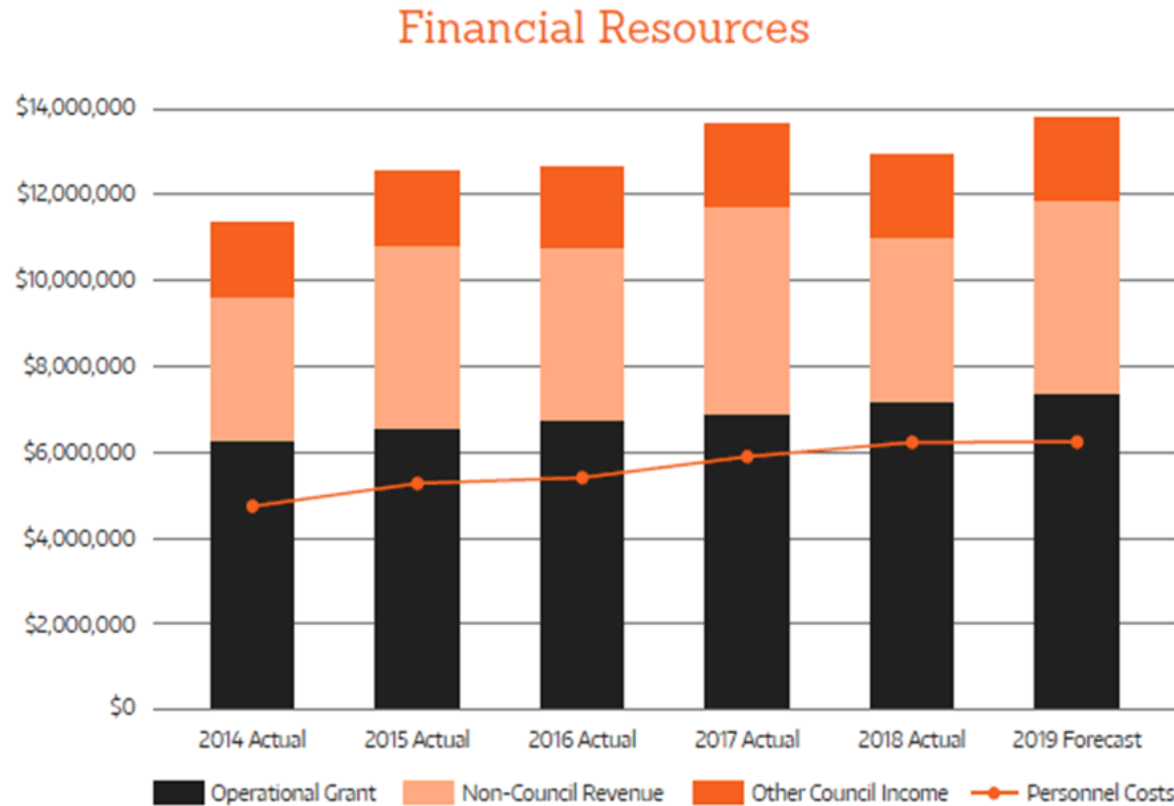
Exhibitions, Programmes & Events



School Student Vists²



Financial Resources



Wellington Museum Development



Wellington Museum
Exterior Concept



Wellington Museum Development

- Council 10-year plan includes a commitment of \$10 million for Wellington Museum
- Improved seismic resilience for The Bond Store – 125 year old heritage building
- Bicultural approach will ensure that there is a Māori dimension present in what visitors see, feel and experience
- Community-partnered exhibitions to engage Wellington's diverse communities



Wellington Museum Development

- Feasibility study completed and concept development started; working with Māori artist/designer Johnson Whitihera
- Discussion with Mana Whenua including Taranaki Whanui
- Business case process
- Athfield Architects (building), Wraight Associates (landscaping, Queens Wharf immediate exterior) and Holmes Consulting (structural) have been engaged for concept design
- Updated ROC for the whole project (earthquake strengthening and visitor experience development) sits at \$15.65 million inclusive of a 20% contingency
- Experience Wellington spend to date is \$280k



Working together

- We have good working relationships with Wellington's other Council Controlled Organisations
- Promotion of Cindy Sherman and the planned Double Feature: Eva Rothschild and Semiconductor at City Gallery are enhanced through WREDA's expertise
- *The Look out! Pukehinau* (Cable Car Precinct and surrounds) has provided an additional forum in which to improve stakeholder relationships



Great Things Happening Soon

- *A Cameo Appearance* by Genevieve Packer (Suffrage 125 artist's commission) opening at Wellington Museum on 28 November 2018.
- *YONA LEE IN TRANSIT* and *CAO FEI #18* opening 8 December at City Gallery Wellington.
- *Joy-Full* opens at Capital E early December.
- Biennial Capital E National Arts Festival March 2019.
- *Double Feature: Eva Rothschild and Semiconductor* at City Gallery Wellington March - June 2019.







experiencewellington.org.nz

WCC CCO SUB-COMMITTEE

27 November 2018

ANNUAL REPORT 2017/18
QUARTER ONE, 2018
FUTURE PLANS





The Trust generated **58.4%** of its operational costs

We hosted **ZAA CONFERENCE 2018**
200 delegates from 13 countries

We welcomed **249,701** visitors to the Zoo this year

492 injured native animals were treated at **The Nest Te Kōhanga**

1,827 Newtown locals enjoyed our busiest **Neighbours' Night** ever

6.6% of operating budget went to field conservation projects





QUARTER
ONE
2018/19

CONNECTING PEOPLE
AND ANIMALS

Over **6,000**
visitors
more than
target for the
1st quarter

Celebrated Global
Animal Days for
Chimps,
Tigers, Lions
and Red
Pandas

We have
achieved over
32% of
LEOTC
target in three
months

Ran a special
**“Zoo Day
Out”** for kids
during teachers’
strike





**QUARTER
ONE
2018/19**

**PEOPLE LOVE AND
SUPPORT THE ZOO**

**Over
\$26,000
in grants and
donations
received**

**Clemenger
BBDO renewed
our pro-bono
creative
agreement**

**Social Media
Followers**
Facebook: 131,833
Twitter: 24,853
Instagram: 15,362
LinkedIn: 1506

**MPI staff
worked with the
property team
for an equivalent
of 2.5 working
days**





QUARTER
ONE
2018/19

SAVING ANIMALS
IN THE WILD

Our
Conservation
Fund Staff Grant
Programme sent
staff to Colombia
and Namibia to
work with our
Partners

Hosted by WZT,
Minister Eugenie
Sage Stage 3 of The
Formary's
NZ Textile Reuse
Programme
launched

CE attended
the Climate
Leaders'
Coalition
launch

carboNZero
certification
audit for 7th
year underway





QUARTER
ONE
2018/19

LEADING THE WAY

CE Finalist
Sustainability
Superstar,
SBN Awards

Working with
Environmark to
assess UN
Sustainable
Development
Goals at WZT

WZT won
Resene's Total
Colour
Landscape
Award for our
Kea enclosure

Signed an
MOU with
National Zoo and
Aquarium,
Canberra and
Wildlife Reserves
Singapore





FUTURE PLANS

New Chimp
installation
opening
Dec 2018

Completion of
the Green Gecko
Breeding Facility
in the
refurbished
Hospital

Welcoming our
new Giraffe,
Dingoes, Cotton-
top Tamarin,
Kiwi and Tassie
Devil

We're hosting
ICZK
Conference in
2021 and IZE
Conference in
2022





Me tiaki, kia ora!

Kererū
Forest & Bird's Bird of the Year 2018

