

# Wellington Museums Trust Annual Report 2011

Introduction	2
<i>Vision</i>	3
Contributing to the cultural capital	4
The year in review	7
Performance highlights	14
<i>Capital E</i>	15
<i>Carter Observatory</i>	20
<i>City Gallery Wellington</i>	23
<i>Museums Wellington</i>	27
Auditor's report	31
Statement of service performance	32
<i>Visitor experiences</i>	32
<i>Heritage collections</i>	37
<i>Organisation effectiveness</i>	41
Financial statements	42
<i>Statement of financial position</i>	43
<i>Statement of comprehensive income</i>	44
<i>Statement of changes in equity</i>	45
<i>Statement of cash flows</i>	46
Notes to the financial statements	47
Governance report	61
Our supporters	62
Directory	67
Trust institutions	68

# The Wellington Museums Trust was established by the Wellington City Council in 1995 and it is now the largest grouping of arts and cultural institutions in Wellington



New Zealand Cricket Museum



Colonial Cottage Museum



Cable Car Museum



Carter Observatory



Capital E



City Gallery

Wellington Museums Trust



Museum of Wellington City & Sea



[Wellington Museums Trust](#) | [Our vision](#)

Our vision is that Wellingtonians and visitors to the city experience new ways of seeing arts, culture, heritage and Wellington.

**This means that our visitors are engaged in thought provoking experiences** that achieve high standards of quality, critical acclaim and public participation and appreciation.

**We build on individual strengths, including city and harbour locations,** to maximise opportunities to deliver great visitor experiences across the city.

**We make a compelling contribution to Wellington as the arts and cultural capital.**

**Our organisation is financially sustainable;** we break even or better each year and depreciation is fully funded.

# Contributing to the cultural capital. The successful first year operation of Carter Observatory and another successful year for our other visitor attractions has strengthened our position as a respected and award-winning organisation.

Over 653,000 people have visited our institutions this year and enjoyed a range of thought-provoking and entertaining experiences.

The year has also been important for solid behind the scenes work, initiated in early 2010, to review our priorities in preparation for a new strategic plan focused on the delivery of our vision on a sustainable basis

## Uniquely diverse attractions

Our vision is that visitors to our institutions will find new ways of seeing arts, culture, heritage and Wellington.

Carter Observatory re-opened in March 2010 and in its first full year of operation lived up to the promise of a world-class visitor attraction and centre for learning. Carter welcomed over 46,000 visitors this year, including nearly 7,000 students participating in education programmes.

City Gallery continued to bring the work of significant New Zealand artists to the Wellington public with *John Pule: Hauaga (Arrivals)*. This was the first major survey of Pule's work. Another New Zealand first was the presentation of *Crown Lynn: Crockery of Distinction*. This was the first major exhibition of Crown Lynn ware since the closure of the Crown Lynn factory in 1989.

City Gallery's new development received the New Zealand Institute of Architects' national award for Significant Public Architecture in 2011. The development was a Council project but the vision required to deliver the project to the excellent standard achieved was significantly the result of the collaboration between City Gallery and the architect.

The Museum of Wellington City & Sea continued its practice of innovative exhibitions with *Back & Beyond & Here* which proved popular with children and families alike. The exhibition was a finalist in the

Museums Aotearoa 2011 Achievement Award Exhibition Excellence – Art and received praise from the judges as an 'excellent example of art education reaching out in a new way, inspiring questioning of art'.

The Colonial Cottage Museum celebrated its 30th anniversary of becoming a museum and the Cable Car Museum celebrated its 10th anniversary. Since opening the Cable Car Museum has welcomed over two million visitors many of whom are visitors to the city and keen to find out about the history of Wellington's iconic Cable Car.

At Capital E the fifth biennial Capital E National Arts Festival for young people was the most successful yet, with over 42,000 attending 170 performances of New Zealand and international shows.

The New Zealand Cricket Museum has a highly specialised collection that delights visitors; cricket fans or not. Good progress continues to be made in accessioning new items. →

## Contributing to the cultural capital

### *Review of Priorities*

The Trust greatly appreciates the continuing support of the Wellington City Council, which agreed as part of the 2009 review of its Long-term Council Community Plan (LTCCP) to provide additional operational funding, building to \$1.2 million per annum by 2011-12. To ensure that we are in the best possible position to achieve our vision and to optimise Council's investment we spent time during the year reviewing our priorities. Achieving breakeven and fully funding depreciation by 2012-13 were major considerations behind the review and I am pleased to report that we are on track to do this.

The review highlighted the importance of the Trust being in a position to fund our core offerings on a sustainable basis and at the same time respond to opportunities. The review resulted in a new strategic plan which signals a number of changes to strengthen our financial position and improve the experience for visitors at our institutions, while strengthening our financial position.

### *Our team*

I would like to thank my fellow Trustees, who bring diverse skills and share a united aspiration for the Trust. This year four Trustees have retired including Viv Beck who was appointed in January 2005 and chaired the Trust for the last three years. Viv brought leadership, professionalism and enthusiasm to our work, providing a framework for the Trust to progress a number of important issues critical to the achievement of our vision.

We also farewelled Hayley Wain and Rhonda Paku in December 2010, and Peter Cullen in July 2011. All three Trustees brought useful skills to the Board and we have appreciated their contributions.

The Trustees in turn acknowledge the contribution of our Chief Executive, Pat Stuart, and institutional Directors and teams located in the Trust's historic sites across the city, all of whom can be proud of their passionate commitment to inspire, engage and entertain our visitors.

Together we thank and pay tribute to the many volunteers who this year donated more than 2,600 hours of their time to the Trust, and to our Friends organisations for their ongoing loyalty. ➔

...we thank and pay tribute to the many volunteers who this year donated more than 2,600 hours of their time to the Trust...

## Contributing to the cultural capital

### *Acknowledging our supporters*

In addition to significant financial support from Council, we continue to enjoy the support of Councillors and Council senior management. We are working closely with Mayor Celia Wade-Brown, and look forward to helping in realising the Council's vision for Wellington.

We also thank and pay tribute to former Mayor Kerry Prendergast who was instrumental in achieving Council support for the redevelopment of City Gallery Wellington and who championed so many of our initiatives during her tenure as Mayor of Wellington.

Creative New Zealand continues to support the work of the Capital E National Theatre for Children as well as supporting other projects including City Gallery's national tour of *John Pule: Hauaga (Arrivals)*. The Ministry of Education contributes to our education programmes.

The New Zealand Lottery Grant Board's contribution of \$700,000 to Carter Observatory will go towards the completion of the visitor experience through the discovery room *The Tubura Module* and *The Pickering Gallery* a celebration of New Zealand's involvement in space flight which will be completed in 2011-12.

During RWC 2011 the City Gallery and the

Museum of New Zealand Te Papa Tongarewa are staging complementary exhibitions about the art and culture of Oceania. This important visual arts event for Wellington has been secured by Government's \$600,000 grant, through the Ministry for Culture and Heritage, and the REAL New Zealand Festival. The project has also received the generous support of the ANZ.

We are also grateful for the generous support of our activities by charitable trusts and sponsors. The 2011 Capital E National Arts Festival for young people attracted over \$85,000 in cash sponsorships and \$141,000 worth of in-kind contributions, including from long-standing Capital E supporters The Dominion Post, Booker Spalding and MJF Lighting. We appreciate the ongoing support of the City Gallery Wellington Foundation.

### *In summary*

We have a challenging year ahead to implement our new strategic plan and to make progress towards a financially sustainable future for the Trust. We are committed to this goal while delivering visionary visitor experiences and contributing to Wellington as the coolest little capital in the world.

Quentin Hay *chair*

# The year in review. We enjoyed another successful year in delivering arts, culture and heritage & space science attractions, visitor satisfaction levels remained high with continued popularity.

Total visits reached 653,344 for the twelve months to 30 June 2011 compared to 629,697 in 2009-10. The inclusion of Carter Observatory has contributed 46,124 to total visitation.

Forty two temporary exhibitions were presented and 8 changes were made to permanent exhibitions. 59,467 visitors attended public events and 70,381 students participated in education programmes. Highlights and performance detail for all institutions are provided [here](#).

Visitor satisfaction levels have remained high across all institutions and Council's annual City Council Residents Satisfaction Survey confirmed that our portfolio of visitor attractions continue to be amongst the best known attractions in Wellington and popular destinations for Wellington residents. →



### *Carter Observatory*

The Trust operates Carter Observatory under licence with Council retaining the assets and accounting for them including depreciation within its accounts. In its first full year of operation Carter achieved an operating deficit of \$144,085 and an overall cash deficit of \$171,145 after taking into consideration capital expenditure of \$36,783. Carter's cash deficit is covered by a cash underwrite from Council.

### *Trust excluding Carter Observatory*

The Trust's financial performance (excluding Carter) was better than budget. After allowing for depreciation of \$377,074, we had an overall deficit of \$292,829 compared to budget of \$335,000. Our deficit position was approved by Council in recognition of operational demands and its decision to stagger the funding increase achieved through the 2009 LTCCP over three years.

### *Consolidated position*

Total revenue was \$10.972 million, of which 70% (\$7.731 million) was provided by Council. \$1.769 million of the Council's contribution covers rental costs for occupation of Council-owned buildings. The Council increased its contribution to the Trust in 2010-11 by \$897,000, \$25,000 of which was to meet increased rental and \$471,145 for the Carter Observatory.

Other funding, accounting for 34.6% of total revenue (excluding revenue for rent of Council buildings), is made up of commercial revenues (sales and admissions), sponsorship and donations. We also continue to receive funding from Creative New Zealand to support the Capital E National Theatre for Children and one off projects and from the Ministry of Education for Learning Experiences Outside the Classroom (LEOTC).

Expenditure was \$11.238 million, an increase of 18.6% (\$1.766 million) on last year's expenditure due mainly to a full year of Carter operation (\$1.05 million), and the biennial Capital E National Arts Festival (\$500,000). →



*Kate Whitely*



### *Review of priorities*

We identified a number of strategic projects in our 2010 Statement of Intent including a Review of Priorities with the goal of creating a future for the Trust that is financially and organisationally sustainable to achieve our vision. Important outcomes were to see improved efficiency and a greater focus on financial sustainability through the generation of non Council commercial revenues.

In undertaking this review we recognised the opportunity to improve our performance and it confirmed that:

- ☞ Our vision underpins the Trust's work.
- ☞ It is important that we respond positively to change and be in a position to take advantage of new opportunities.
- ☞ Institutional concepts and core offerings ensure that outputs are aligned with the vision, and that programming decisions are made within a context that has stakeholder support.
- ☞ We live with financial constraint.
- ☞ Collaboration, sound forward planning, sharing resources and improving the effectiveness and efficiency of common services will contribute to financial and organizational sustainability.
- ☞ Our commercial strategy is essential to contribute to financial sustainability.
- ☞ Strong external collaboration through partnerships is important to achieve our vision.

Institutional concepts and core offerings have now been reviewed and approved by the Board. These are aligned with the vision and provide a decision making framework for visitor experience programming that will enhance transparency and accountability. We have established base funding levels and a modest contestable fund in the 2011-12 budget which will create some flexibility to resource projects that are special for their content and/or their commercial potential.

The revenue to create a contestable fund and to offset the affects of inflation will be achieved through savings and additional revenue potentially from admission charges, retail and fundraising.

To build on institutional strengths and to maximise revenue generating opportunities we have implemented long-term collaborative planning which we also see as an opportunity to engage other visitor attractions within the city and nationally.

Achieving a breakeven budget and fully funding depreciation will enable us to renew our permanent visitor experiences and to ensure that they continue to be relevant to our diverse audiences. →

...achieving a breakeven budget and fully funding depreciation will enable us to renew our permanent visitor experiences...

### *International exhibitions at City Gallery Wellington*

City Gallery has continued to work with other institutions where there are existing relationships to bring international art exhibitions to Wellington. The focus this year has been on the development of the major exhibition *Oceania* for the REAL New Zealand Festival which will run along-side RWC 2011. *Oceania* has received Government funding of \$600,000 through the Ministry for Culture and Heritage and sponsorship of \$50,000 from ANZ and opened to the public on 6 August at City Gallery and Te Papa.

### *Visitor experience redevelopment at Museums Wellington*

Museums Wellington has advanced the planning for the staged redevelopment of our museums and is in the process of preparing a master plan for Board approval in 2011-12. The initial focus is on the Museum of Wellington City & Sea with the objective of stage one opening in 2012-13. Achieving redevelopment milestones is dependent on our ability to fully fund depreciation from 2012-13 onwards.

### *Capital E concept and accommodation*

As an entirely child-focused organisation Capital E's new concept builds on its commitment to engage and inspire children and their families through digital and live creative experiences in Wellington and through outreach. The concept is built on the need for a destination and an outreach programme that will include the National Theatre's touring programme but which also engages young people through the internet.

The Capital E building was reviewed and a report prepared which highlights the problems with and provides options for how it could be developed to meet the needs of a premier cultural arts centre for young people. In line with our objective the Council has been apprised of the building issues.

### *Capital E National Arts Festival*

The biennial Capital E National Arts Festival is a candidate for Creative New Zealand funding and our Festival strategy will be finalised once the funding decision is made.

### *Carter Observatory*

The development of two new visitor experiences within the Carter Observatory is well advanced and on schedule to be completed by September 2011. These are the discovery room *The Tuhura Module*, and a new exhibition dedicated to spaceflight *The Pickering Gallery*. The project has received \$700,000 from the New Zealand Lottery Grants Board's significant projects fund.

### *Collection development and Relocation*

The Trust's objective for the collections is to improve their overall quality, research value or significance as determined by our Collections Policy. The medium-term objective is that the majority of items in the collections are on display rather than in storage. This approach requires all items to be reviewed and decisions made on whether to retain or remove them.

Progress has been made with all objects catalogued including all art works which have now been crated and brought into temporary collection storage within the Museum of Wellington City & Sea. We will complete the review of the collections prior to moving them to a new location during 2011-12.

Planning the move of the recovered Plimmer's Ark timbers currently housed in Shed 6 on Queens Wharf has also progressed with the view to moving the timbers during 2011-12. →

### *Fully funding the depreciation*

In line with Council's expectations and assuming that Council continues to fund our organisation at the 2011-12 level we will breakeven and fully fund depreciation by 2012-13 and in subsequent financial years.

### *Non Council revenue*

Our ability to grow non Council revenue such as admissions, retail, venue hire and fundraising is important to financial sustainability. The Review of Priorities highlighted the need to ensure that all revenue generating opportunities were explored particularly those that derive from our core business. Planning and research projects exploring additional retail space, enhancing fundraising and introducing admission charges have commenced and decisions will be taken in 2011-12. In the meantime, this year non Council Revenue (excluding the Council's rental subsidy and the Carter Conservatory) is just over 31.3% of total revenue.

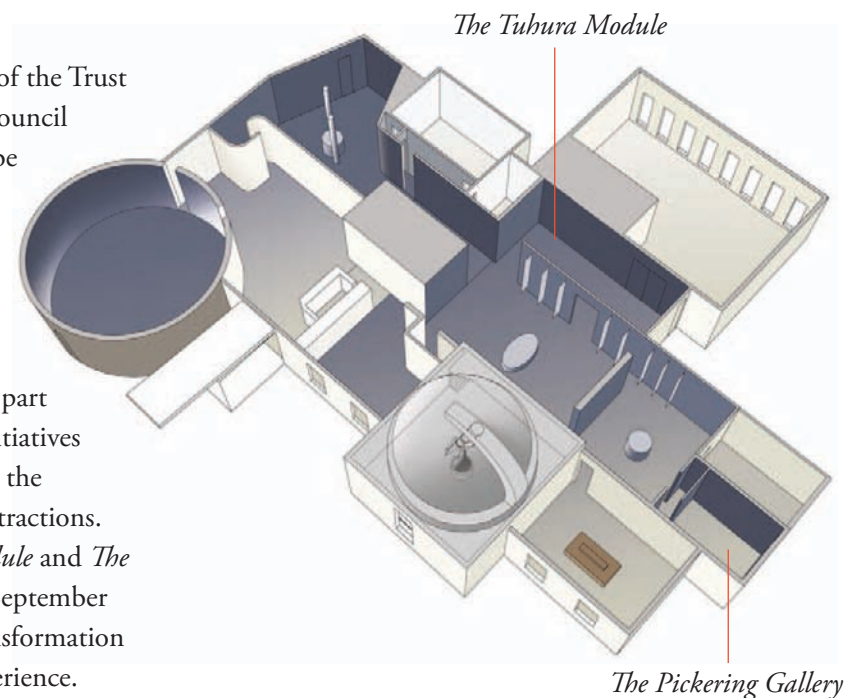
### *Carter Observatory integration*

The Carter Observatory became part of the Trust on 1 July 2010 and we agreed with Council that its financial performance would be ring-fenced until 30 June 2012. However, for all other purposes Carter has been fully integrated into our organisation.

Carter is a significant addition to Wellington's visitor attractions and as part of the Trust, sharing programming initiatives and sharing expertise, has highlighted the advantages of clustering city visitor attractions. With the addition of *The Tuhura Module* and *The Pickering Gallery* which will open in September 2011 the Carter will complete its transformation into a modern world-class visitor experience.

### *Wellington Education Guide*

A new edition of the Wellington Education Guide was produced in partnership with Positively Wellington Tourism. The Guide is a comprehensive listing of Wellington's visitor attractions published in magazine format and as an online resource designed to provide information to schools planning visits to Wellington. →



### *Staff contribution*

The Review of Priorities and the development of a new strategic plan was a major undertaking for our small team along-side normal duties of developing and delivering visitor experiences. As always our staff achieved high standards of professionalism, often exceeding expectations in terms of the quantity and quality of the work they delivered throughout the year, ensuring our success and contributing to Wellington's standing as the arts and cultural capital of New Zealand.

This year the Capital E team again delivered a very successful Capital E National Arts Festival for young people topping the previous attendance record and at the same time being rewarded with critical acclaim. The Museums Wellington team's work with collections along-side our group of stalwart volunteers was exemplary, highlighting the importance of clear policy and leadership. City Gallery's programme again illustrated the importance of teamwork, forward planning and partnerships to secure new art experience for the city.

The Carter Observatory team worked hard to open on time the eagerly awaited refurbished Carter

and the public were not disappointed. So much has been achieved in the first 15 months in terms of reconnecting with schools, the astronomy community and with the wider public. Carter's success is evident in strong visitation and overwhelmingly positive visitor feedback.

A number of staff left the Trust during the year including Lauren Sadlier who was a founding staff member of the Museum of Wellington City & Sea and prior to that part of the Maritime Museum staff since July 1991. Lauren has taken up the position of Registrar at Pataka. ➔



*The year ahead*

Like the rest of the country, we eagerly await the Rugby World Cup tournament and in keeping with Council's objectives our contribution to its success will be through the delivery of quality visitor experiences designed to leave a lasting impression that Wellington is a great place to live and visit.

Our RWC 2011 programme has been developed with families, art lovers and rugby fans in mind. The *Give it a Try* interactive at Capital E will be a hit with children of all ages. *Hard on the Heels*, rugby photographs by Peter Bush at the Museum of Wellington City & Sea, which celebrates the game and rugby personalities, will be a must see for rugby fans. *From Here to There* at Carter Observatory will be themed around migration focused on RWC 2011 participating countries. These projects have been generously supported by the New Zealand Lottery Grants Board's RWC 2011 fund.



At City Gallery, *Oceania: Imagining the Pacific* provides a view of contemporary art from around the Pacific and at Te Papa its exhibition *Oceania: Early Encounters* explores 18th and 19th century encounters between Māori, Pacific and European peoples.

From an organisation perspective, our objective is to implement our new strategic plan and to achieve the milestones we have set for 2011-12.

Pat Stuart *chief executive*



# performance highlights



*Andrew Beck*



# Capital E

∞ The fifth Biennial Capital E National Arts Festival for young people was the most successful yet with over 42,000 attending.

∞ *End Game*, a new play for the Capital E National Theatre for Children by writers Rachel Callinan and Kate Morris, won the Critic's Wild Card Award at the Chapman Tripp Theatre Awards.

∞ We launched *Ten By Ten*, a new playwriting competition for children, giving young playwrights the opportunity to work along-side professionals to develop their short plays. ➔



2011 National Arts Festival  
National Theatre for Children  
Events  
Creative Technology

Capital E | Carter Observatory | City Gallery | Museums Wellington

# Capital E 2011 National Arts Festival

∞ The 2011 Capital E National Arts Festival attracted audiences of over 42,000 to 170 performances of eight New Zealand productions and events sitting along-side top quality international shows over two weeks. 422 bus trips transported around 1,500 children a day to and from the Festival. Thousands more attended with families at the weekends.

∞ The Capital E National Theatre for Children's contribution to the Festival was *Hear to See* which featured beautiful puppetry from Sydney company EARTH and a score from composer Richard Nunns. The production played to over 6,500 people during the two week Festival. ➔



2011 National Arts Festival  
National Theatre for Children  
Events  
Creative Technology

Capital E | Carter Observatory | City Gallery | Museums Wellington



# Capital E National Theatre for Children

∞ The Theatre completed a successful national tour of two productions, visiting 15 regions. Over 26,000 children attended *The Farm at the End of the Road* and 5,500 came to the critically acclaimed *End Game*. The company also completed the North Island leg of its nation-wide tour of *Songs of the Sea*, attracting an audience of over 15,000. The *Songs of the Sea*, teaching resource was sponsored by the Seafood Industry Council.

∞ Free performances of *End Game* were provided to schools in Christchurch following the September earthquake.

∞ The family show *Boxes* was enjoyed by 2,386 people in its two week season at Capital E and attendance in the latter half of the season was restricted only by theatre capacity. The show then moved to Auckland for a successful season at The Edge. ➔



2011 National Arts Festival  
National Theatre for Children  
Events  
Creative Technology

Capital E | Carter Observatory | City Gallery | Museums Wellington

# Capital E events

🌀 *Virtual Adventure* transformed the main floor of Capital E into a computer gaming zone, with parents and children sampling the latest in gaming technology, playing against family and friends on giant screens and learning to make their own computer games from scratch.

🌀 *The Big Halloween* attracted a record crowd of over 5,200 to Civic Square, with many parents joining their children in dressing up to enjoy live bands, roaming performers and trick or treat booths.

🌀 *The Great Scavenger Hunt* attracted 1,750 to the Wellington waterfront on Wellington Anniversary Day. Families were challenged to find 12 destinations and complete tasks at each venue.

🌀 *Mirror Magic* explored the science of reflections, optical illusions and reflected light and proved very popular with Wellington families. We collaborated with Museums Wellington to deliver a complementary school holiday workshop, where participants created their own holographic video presentation after viewing the Museum's 3D storytelling display.

🌀 *Dancing Feat* in partnership with the Royal New Zealand Ballet offered budding dancers the opportunity to learn from the professionals and included the production of interactive dance videos. Daily performances and dance workshops were also presented in partnerships with a range of community cultural groups with the Tokelau and Cook Island demonstrations spilling into Civic Square to the delight of large weekend audiences.

🌀 *Woodland Christmas* invited teachers and students to get lost in a woodland realm, designed around a forest theme with a gingerbread house, tree hut for visits with Father Christmas and activities to challenge junior and senior children. Students were invited to post a letter with a wish for their family, class or community and Capital E worked with local businesses to grant many of these wishes. ➔



2011 National Arts Festival  
National Theatre for Children  
Events  
Creative Technology

Capital E | Carter Observatory | City Gallery | Museums Wellington

# Capital E Creative Technology

≈ Creative Technology workshops sold-out throughout the year, with *Alien Invasion* and *Become A Hologram* using innovative green-screen technology in the ONTV Studio.

≈ *Conquer The Web*, a new workshop in the SoundHouse™ New Zealand for children 8 to 14, proved popular with families and sold out quickly. The 1-3 day workshop covered creating podcasts, blogs, websites, music and animation along-side safe internet use.

≈ TVNZ's Breakfast visited Capital E to record a segment, following a group of children through their experience.

≈ We collaborated with the Gibson Group and TVNZ to produce *Kidzone Giggles Live*. Parents' feedback consistently praised the way it engaged young children with technology.

≈ We also presented at a Ministry of Education symposium aimed at building in-school capabilities so that gifted and talented children, particularly Māori and Pacific children in low socioeconomic or rural areas, are nurtured at primary and secondary level.

≈ The Creative Technology team helped produce the annual Pride Awards, recognising school and community achievement in young New Zealanders.



2011 National Arts Festival  
National Theatre for Children  
Events  
Creative Technology

Capital E | Carter Observatory | City Gallery | Museums Wellington

# Carter Observatory

- ≈ We enjoyed a successful first full year and welcomed over 46,000 visitors, 95% of whom said that they would recommend Carter to others.
- ≈ The reopening of Carter following extensive refurbishment by Council was met with enthusiasm by school groups resulting in 6,834 students participating in education programmes. Feedback from Ministry of Education, teachers and students has been overwhelmingly positive.
- ≈ We hosted over 800 tourism and 71 media visits from both domestic and international markets. All of which have contributed to the promotion of Carter to New Zealanders and to key international influencers including travel agents, wholesalers and lifestyle media. →



Exhibitions, events and education  
Tourism, retail and venue hire

Capital E | Carter Observatory | City Gallery | Museums Wellington

# Carter Observatory exhibitions, events & education

## Exhibitions



- ☞ *Peter Read – The People’s Astronomer* celebrated the life and work of this local personality and astronomer closely linked to Carter Observatory. It featured stories and artefacts from Read’s family, friends and fans and was the catalyst for the restoration of Read’s telescope, which is now on display.
- ☞ Work commenced on our discovery room *The Tuhura Module*, and a new exhibition dedicated to spaceflight *The Pickering Gallery*.
- ☞ Restoration work on New Zealand’s oldest telescope was completed and this beautiful artefact now has pride of place in our foyer.

## Public Programmes, Events and Education

- ☞ We have purchased licenses for additional planetarium shows, bringing our show library to five. The main public show *Astronaut* was joined by *We Are Astronomers* and *Dawn of the Space Age*, *The Problem with Pluto* and *Tycho to the Moon* are the mainstay of our education offer. Shows are now offered in rotation throughout the day, with special family screenings of *Tycho to the Moon* on Sunday mornings.
- ☞ Every month, we offered an ‘extra for experts’ evening which are free for Star Pass holders, and attract a range of other customers. Subjects have ranged from the Square Kilometre Array to Peter Read.

☞ The most popular of these evening events was a Yuri’s Night celebration on 12 April, held in honour of the 50th anniversary of USSR Astronaut Yuri Gagarin’s first flight into space. More than 150 people attended the celebration which featured the launch of the new planetarium show *Dawn of the Space Age*, the Wellington launch of the KiwiSpace Foundation, and a screening of *First Orbit* created to celebrate 50 years of human spaceflight. The event was attended by the Russian Ambassador to New Zealand, Mr Andrey Tatarinov.

☞ As part of Carter’s objective to inspire the community, it hosted 120 guests including cancer sufferers and their families along with volunteers for a *Christmas Evening with the Stars*. The event was supported by Carter’s local suppliers. Attendees were treated to planetarium shows, tours of the gallery spaces, canapés and Christmas treats. This event sits under a new Carter initiative, “Inspiring our Community”. ➔



Exhibitions, events and education  
Tourism, retail and venue hire

Capital E | Carter Observatory | City Gallery | Museums Wellington

# Carter Observatory tourism, retail & venue hire

## *Tourism*

≈ We have been well received by the tourism and events sector, receiving excellent feedback in response to our visitor experience with good prospects for future bookings and long-term growth in key markets

## *Retail and Venue hire*

≈ Retail, venue hire including planetarium dinners, cocktail functions and corporate family days have been very successful and support our core business. It is satisfying that we met target and exceeded customers' expectations.



Exhibitions, events and education  
Tourism, retail and venue hire

Capital E | Carter Observatory | City Gallery | Museums Wellington

# City Gallery Wellington

Our new development completed in 2009, having won the New Zealand Institute of Architects' regional award for Significant Public Architecture, received the national award in 2011.

In partnership with Te Papa we secured a \$600,000 grant from Government to present *Oceania* as part of the REAL New Zealand Festival in conjunction with RWC 2011.

We were voted Best Gallery for the second year running in Capital Times Best of 2010. →

Patrick Reynolds



Neil Price

Exhibitions  
Public programmes, events and education  
Research and venue hire

Capital E | Carter Observatory | **City Gallery** | Museums Wellington

# City Gallery exhibitions

Neil Price



Kate Whitty



≈ *John Pule: Hauaga (Arrivals)* is the first major survey exhibition of this artist's work and captivated audiences and gained national attention. A Creative New Zealand grant of \$39,620 assisted with a national tour.

≈ *roundabout* an exhibition of vibrant and intriguing contemporary New Zealand and international art from the collection of David Teplitzky and Peggy Scott attracted 44,186 over the exhibition's 16 week season.

≈ *Crown Lynn: Crockery of Distinction* was the first major exhibition of Crown Lynn to be presented since the closure of the Crown Lynn factory in 1989. It showcased the collection of the Portage Ceramics Trust as well as twelve private collections each focussing on an aspect of Crown Lynn's production.

≈ Christchurch Art Gallery's touring show *The Vault: Neil Pardington* provided revealing glimpses of treasured items hidden away within New Zealand's museums and galleries.

≈ *The Imaginative Life and Times of Graham Percy* presented the charming artwork of ex-patriot New Zealand illustrator, designer and typographer Graham Percy (1938–2008). The exhibition was

developed by Gregory O'Brien and City Gallery in partnership with the Gus Fisher Gallery, University of Auckland.

≈ *Tender is the Night* was a luscious and intriguing exhibition portraying experiences of love, desire and loss through 110 artworks by 33 artists from different historical periods.

≈ The Dunedin Public Art Gallery's touring exhibition of Wellington based artist *Wayne Barrar: An Expanding Subterra* showcased fascinating documentary photographic research into a range of different underground spaces in New Zealand, Australia, America and France.

≈ The Hirschfeld Gallery programme included five solo shows and two group exhibitions exploring different aspects of art, architects and design. The Deane Gallery programme furthered City Gallery's engagement with Māori and Pacific artists through six exhibitions.

≈ Two exhibitions from the Council's civic art collection were presented in the Hancock Gallery and Art in the Auditorium presented the work of eight artists from around the world. SQUARE<sup>2</sup> presented energetic and interesting new work from video artists. ➔

Exhibitions  
Public programmes, events and education  
Research and venue hire

Capital E | Carter Observatory | City Gallery | Museums Wellington



# City Gallery public programmes, events & education

## *Public Programmes, Events and Education*

Artists' talks, poetry readings, writers responding to art, panel discussions and curator and collector floor talks provided the cornerstone of our public programmes.

Open City in October featured Roger Shepherd, one of the *roundabout* artists and founder of Flying Nun Records in conversation with Mark Williams, a presentation by Jed Town of Fetus Productions, and a performance by Grayson Gilmour

The Adam Art Forum Series in partnership with the Adam Art Gallery began with panels on re-modernism and reconstruction.

Sign Language tours, Gallery Babes and our regular Footnote Dance programme *Watch This Space* grew in popularity throughout the year.

Education programme highlights included artists' talks by John Pule, Lonnie Hutchinson and Neil Pardington and workshops led by Lauren Lysaght and Simon Waterfield.

The Dance Art Programme in partnership with Footnote Dance was delivered for *John Pule: Hauaga (Arrivals)* and *Tender is the Night*.

Teachers' Previews and hands-on professional development workshops continued to provide teachers with new tools to bring contemporary art into their classrooms. ➔



Exhibitions  
Public programmes, events and education  
Research and venue hire

Capital E | Carter Observatory | **City Gallery** | Museums Wellington

# City Gallery research & venue hire

## Research

Curators Abby Cunnane and Aaron Lister wrote essays for the exhibition *Ready to Roll* and developed the booklet that accompanied *Crown Lynn: Crockery of Distinction*.

Abby Cunnane wrote exhibition brochures for Hirschfeld Gallery exhibitions: *The Nita Gini Collection: Lauren Lysaght*; *Slowburner: Lisa Munnelly*; *The Light Fantastic: Peter Trevelyan*; *Karl Fritsch: Scenes from the Munich Diamond Disaster*; *Mari Mahr: Two Walking (with poems by Gregory O'Brien and Jenny Bornholdt)*; *I Last Saw You There - Andrew Ross*; and *Staying Over: artists from three cities*. Publications were also developed by City Gallery for *Andrew Ross* and *Karl Fritsch* exhibitions.

Curator Reuben Friend wrote exhibition brochures for Deane Gallery exhibitions: *Cerisse Palalagi: Motunei*; *Mana Takatāpui: Taera Tāne*; *Moana Nepia: Maungauika Trilogy*; and *Maiden Aotearoa*.

Aaron Lister wrote exhibition brochures for Hancock Gallery exhibitions: *The Unsited* and *Colour/Field*.

## Venue hire

The growing popularity of City Gallery for functions was reflected in a very good year for venue hire.



Neil Price

Exhibitions  
Public programmes, events and education  
Research and venue hire

Capital E | Carter Observatory | City Gallery | Museums Wellington


# Museums Wellington

≈ The Museum of Wellington City & Sea exhibition *Back & Beyond & Here* was a finalist in the Museums Aotearoa 2011 Achievement Award Exhibition Excellence – Art.

≈ The Colonial Cottage Museum at 68 Nairn Street celebrated its 30th anniversary of becoming a museum in November 2010.

≈ The Cable Car Museum celebrated ten years in December 2010 and was the subject of a *Spectrum* programme on Radio New Zealand National. Since opening, the Cable Car Museum has welcomed 2,196,409 visitors.

≈ Museums Wellington launched its new website in December which provides up to date information on our museums, their exhibitions, collections, and public and education programmes. →



Exhibitions  
Public programmes, events and education  
Collections and research and retail

Capital E | Carter Observatory | City Gallery | Museums Wellington

# Museums Wellington exhibitions

Several changes were made to the permanent exhibitions at the Museum of Wellington City & Sea including the re-interpretation of the *Telling Tales* segment about Kamala the much loved Wellington Zoo elephant and the completion of a children's interactive maritime space.

At the Colonial Cottage Museum the garden interpretation was completed and three heritage chickens have been added to the garden experience.

The Ashburton Art Gallery's *Making of the Word Witch*, the poetry and illustrations from a collection by Margaret Mahy provided a glimpse into Mahy's world.

David Waller's illustrations for *Farmer Fred's Cow* highlighted the illustrator's importance in children's literature.

Touring exhibition *Polar Night* featured 28 black and white photographs by French photographer Vincent Hilaire taken during the northern hemisphere winter of 2007-08, when the expedition yacht Tara was locked in the Arctic sea ice near the North Pole.

*A Friend in Need*, developed by New Zealand Historic Places Trust told the story of US Marines stationed in New Zealand during WW2.

*Back & Beyond & Here – New Zealand art for the young and curious* was based on the book by Gregory O'Brien, *Back & Beyond*. It featured works by Len Lye, Colin McCahon, Elizabeth Thomson, John Walsh and Robyn Kahukiwa in support of the idea that Wellington is full of surprises, remarkable people, landforms, birds and plants. The exhibition coincided with the Capital E National Arts Festival.

Some of the 186 albatrosses that fell victim to the ferocity of the Wahine storm were displayed as part of the 43rd anniversary of the sinking of the Wahine. The birds were picked up from beaches and rocky shores in the Wellington region and now form part of Te Papa's natural environment collections.

*Dancing Delights* celebrated dance in Wellington during WW2 through the photographs and collections of dance teacher Nesta Carwell-Cooke. The exhibition also featured Karen Walker's costume sketches for the Royal New Zealand Ballet's production *Stravinsky Selection*. ➔



Exhibitions  
Public programmes, events and education  
Collections and research and retail

Capital E | Carter Observatory | City Gallery | Museums Wellington

# Museums Wellington public programmes, events & education

- ≈ We strengthened our position in the cruise ship visitor market by providing tailored morning and afternoon tea tours at the Museum of Wellington City & Sea and by continuing to offer the Ship 'n Chip tour which includes a harbour cruise.
- ≈ The Museum of Wellington City & Sea and the Colonial Cottage Museum were filmed for the Japanese documentary series *Water Journal* and they also hosted two of the Philippine's most popular TV hosts, Mel and Joey.
- ≈ Margaret Mahy reading from her collection of poems and stories was a highlight of the 2010 *Sampler Season*.
- ≈ *The Footnote Forte* series showed contemporary dance in different spaces with audiences experiencing a night out on the waterfront starting at the Museum of Wellington City & Sea and finishing at the Museum Art Hotel.
- ≈ *A Friend in Need* public programmes featured music and songs from the period that American marines were stationed in Wellington during WW2.
- ≈ A display of Vote for the City You Love entries, to promote local body elections, was presented in association with Council.

- ≈ *Day of the Dead/Dia de Los Muertos* was again celebrated in partnership with the local Latin American community.
- ≈ The Cable Car Museum and the Colonial Cottage Museum participated in the Botanic Garden's Spring Festival and celebrated Neighbour's Day aimed at engaging local communities.
- ≈ The Cottage celebrated International Children's Day and held two successful weekends of display and demonstrations by local embroiderers and lace-makers.
- ≈ Children taking inspiration from *Back & Beyond & Here* produced mixed media art works which were displayed over Wellington Anniversary weekend.
- ≈ A second edition of education posters was developed to promote our education programme and as a classroom tool. →



Exhibitions  
Public programmes, events and education  
Collections and research and retail

Capital E | Carter Observatory | City Gallery | Museums Wellington

# Museums Wellington collections and research & retail

## Collections and Research

Our focus continued on the review of collections with the medium-term objective being to improve quality and for the majority of items to be on display rather than in storage. The process has identified a range of items that will be disposed of prior to the relocation of the collections to new storage.

A review of Colonial Cottage Museum items was carried out to identify loans, to ensure that loan documentation was accurate, and to provide a full audit of the collection.

Te Manawa handed over the Carwell-Cooke Collection, a significant collection of photographs and personal items from this Wellington based family.

Student projects contributed to our knowledge of the collections including the Wahine Facebook page project, information on long-term loans and the collection items that featured in the exhibition *Many Objects Many Stories*.

We also led a research project for the Trust supported by a Ministry of Education grant of \$8,500. The research will assist the Ministry's review of the Learning Experiences Outside the Classroom (LE-OTC) funding programme. The research provided an opportunity to assess our current strengths and weaknesses and to look at how we can improve the Trust's overall education offering.

## Retail

The Museum of Wellington City & Sea and the Cable Car Museum retail operation had exceptional years, with both shops exceeding target for the first time in five years.



Exhibitions  
Public programmes, events and education  
Collections and research and retail

Capital E | Carter Observatory | City Gallery | Museums Wellington

# auditors report

To the readers of Wellington Museums Trust Incorporated  
Financial Statements and performance information for the  
year ended 30 June 2011

The Auditor-General is the auditor of Wellington Museums Trust Incorporated ("the Trust"). The Auditor-General has appointed me, Graeme Edwards, using the staff and resources of KPMG, to carry out the audit on her behalf. The audit covers the financial statements and performance information included in the annual report of the Trust for the year ended 30 June 2011.

## Unqualified opinion

In our opinion:

The financial statements of the Trust on pages 42 to 60:

- comply with generally accepted accounting practice in New Zealand; and
- fairly reflect:
  - the Trust's financial position as at 30 June 2011; and
  - the results of its operations and cash flows for the year ended on that date.
- The performance information of the Trust on pages 32 to 41 fairly reflects the achievements measured against the performance targets adopted for the year ended 30 June 2011.

The audit was completed on 17 August 2011, and is the date at which our opinion is expressed.

The basis of our opinion is explained below. In addition, we outline the responsibilities of the Board of Trustees and the Auditor, and explain our independence.

## Basis of opinion

We carried out the audit in accordance with the Auditor-General's Auditing Standards, which incorporate the New Zealand Auditing Standards.

We planned and performed the audit to obtain all the information and explanations we considered necessary in order to obtain reasonable assurance that the financial statements and performance information did not have material misstatements, whether caused by fraud or error.

Material misstatements are differences or omissions of amounts and disclosures that would affect a reader's overall understanding of the financial statements and performance information. If we had

found material misstatements that were not corrected, we would have referred to them in our opinion.

The audit involved performing procedures to test the information presented in the financial statements and performance information. We assessed the results of those procedures in forming our opinion.

Audit procedures generally include:

- determining whether significant financial and management controls are working and can be relied on to produce complete and accurate data;
- verifying samples of transactions and account balances;
- performing analyses to identify anomalies in the reported data;
- reviewing significant estimates and judgements made by the Board of Trustees;
- confirming year-end balances;
- determining whether accounting policies are appropriate and consistently applied; and
- determining whether all required disclosures are adequate.

We did not examine every transaction, nor do we guarantee complete accuracy of the financial statements and performance information.

We evaluated the overall adequacy of the presentation of information in the financial statements and performance information. We obtained all the information and explanations we required to support our opinion above.

## Responsibilities of the Trustees and the Auditor

The Board of Trustees is responsible for preparing the financial statements in accordance with generally accepted accounting practice in New Zealand. The financial statements must fairly reflect the financial position of the Trust as at 30 June 2011 and the results of its operations and cash flows for the year ended on that date. The Board of Trustees' is also responsible for preparing performance information that fairly reflects service performance achievements for the year ended 30 June 2011. The Board of Trustees' responsibilities arise from the Local Government Act 2002.

We are responsible for expressing an independent opinion on the financial statements and performance information and reporting that opinion to you. This responsibility arises from section 15 of the Public Audit Act 2001 and section 69 of the Local Government Act 2002.

## Independence

When carrying out the audit we followed the independence requirements of the Auditor-General, which incorporate the independence requirements of the New Zealand Institute of Chartered Accountants.

Other than the audit, we have no relationship with or interests in the Trust.



Graeme Edwards  
KPMG

On behalf of the Auditor-General Wellington, New Zealand

---

## Matters relating to the electronic presentation of the audited financial statements and performance information

This audit report relates to the financial statements and performance information of Wellington Museums Trust Incorporated ('the Trust') for the year ended 30 June 2011 included on the Trust's website. The Trust's Board of Trustees is responsible for the maintenance and integrity of the Trust's website. We have not been engaged to report on the integrity of the Trust's website. We accept no responsibility for any changes that may have occurred to the financial statements and performance information since they were initially presented on the website.

The audit report refers only to the financial statements and performance information named above. It does not provide an opinion on any other information which may have been hyperlinked to or from the financial statements and performance information. If readers of this report are concerned with the inherent risks arising from electronic data communication they should refer to the published hard copy of the audited financial statements and performance information and the related audit report dated 17 August 2011 to confirm the information included in the audited financial statements and performance information presented on this website.

Legislation in New Zealand governing the preparation and dissemination of financial information may differ from legislation in other jurisdictions.

# statement of service performance

for the year ended 30 June 2011

## 1.0 Visitor experience

Our goal is to provide educational, entertaining, innovative visitor experiences that are relevant, and provide new and diverse ways for residents and visitors to explore and understand art, creativity, space science, culture and heritage, and Wellington.

### 1.1 visitor numbers

<i>measures for 2010-11</i>		<i>status at 30 June 2011</i>	
<b>plan:</b> total visits of 683,668 are achieved		<b>not achieved:</b> 653,344	
City Gallery Wellington	180,000	City Gallery Wellington	131,700
Museum of Wellington	92,700	Museum of Wellington	95,161
Capital E	130,000	Capital E	136,693
Cable Car Museum	228,888	Cable Car Museum	238,310
Carter Observatory	48,000	Carter Observatory	46,124
Colonial Cottage Museum	2,040	Colonial Cottage Museum	2,535
Cricket Museum	2,040	Cricket Museum	2,821

### 1.2 events attendance

<b>plan:</b> at least 35,000 attend events		<b>achieved:</b> 59,497	
City Gallery Wellington	4,000	City Gallery Wellington	7,629
Museum of Wellington	4,000	Museum of Wellington	6,755
Capital E	25,000	Capital E	43,276
Cable Car Museum	500	Cable Car Museum	1,214
Colonial Cottage Museum	1,500	Colonial Cottage Museum	623





## statement of service performance visitor experience

### 1.3 education attendance

<i>measures for 2010-11</i>		<i>status at 30 June 2011</i>	
<b>plan:</b> at least 35,300 students attend curriculum-aligned programmes		<b>achieved:</b> 70,381	
City Gallery Wellington	4,800	City Gallery Wellington	4,313
Museum of Wellington	6,000	Museum of Wellington	6,357
Capital E	20,000	Capital E	48,994
Cable Car Museum	500	Cable Car Museum	3,123
Carter Observatory	3,500	Carter Observatory	6,834
Colonial Cottage Museum	500	Colonial Cottage Museum	733

### 1.4 quality of visit

<b>plan:</b> an average of 92% of visitors rate the quality of their experience as good or very good		<b>achieved:</b> 92%	
		City Gallery Wellington	85%
		Museum of Wellington	98%
		Capital E	91%
		Cable Car Museum	92%
		Colonial Cottage Museum	97%
		Carter Observatory	91%

### 1.5 repeat visitation

<b>plan:</b> an average of 27% repeat visitation is achieved		<b>achieved:</b> 42%	
City Gallery Wellington	23%	City Gallery Wellington	69%
Museum of Wellington	23%	Museum of Wellington	26%
Capital E	40%	Capital E	63%
Cable Car Museum	23%	Cable Car Museum	27%
		Carter Observatory	24%



1.6  
temporary  
exhibitions

measures for 2010-11

**plan:** at least 25 new temporary exhibitions are presented

status at 30 June 2011

**achieved:** 42 temporary exhibitions were presented

**Carter Observatory**

- 1 *Matariki: Purapura Whetu*
- 2 *Peter Read - The People's Astronomer*

**City Gallery Wellington**

- 3 *Motunei: Cerisse Palalagi*
- 4 *The Nita Gini Collection: Lauren Lysaght*
- 5 *Slowburner: Lisa Munnelly*
- 6 *roundabout°*
- 7 *Vernon Ah Kee*
- 8 *PAY ATTENTION: Tony Albert*
- 9 *The Light Fantastic: Peter Trevelyan*
- 10 *Scenes from the Munich Diamond Disaster: Karl Fritsch*
- 11 *Crown Lynn: Crockery of Distinction*
- 12 *The Vault: Neil Pardington*
- 13 *The Imaginative Life and Times of Graham Percy*
- 14 *Two Walking: Mari Mahr*
- 15 *Mana Takatāpui: Taera Tāne*
- 16 *Tender is the Night*
- 17 *An Expanding Subterra: Wayne Barra*
- 18 *Maungauika Trilogy: Moana Nepia*
- 19 *I Last Saw You There: Andrew Ross*
- 20 *Maiden Aotearoa*
- 21 *Staying Over: Artists From Three Cities*
- 22 *The Un-Sited: from the Wellington City Council City Art Collection*
- 23 *Colour/Field: from the Wellington City Council City Art Collection*
- 24 *Square<sup>2</sup> video programme (12 video works shown)*
- 25 *Art in the Auditorium (11 works shown)*

**Museum of Wellington City & Sea**

- 26 *Polar Night*
- 27 *A Friend in Need*
- 28 *Farmer Fred*
- 29 *Word Witch*
- 30 *Back & Beyond & Here*
- 31 *Many Objects, Many Stories*
- 32 *Albatross exhibition (Wahine Gallery)*
- 33 *Dancing Delights*
- 34 *Vote for the City You Love*

**Capital E**

- 35 *Matariki Matukutuku Sculptures*
- 36 *Storylines Illustrators' Expo*
- 37 *Moriah School Buttons Project*
- 38 *A Day in the Life - Rangikura*
- 39 *Muka Prints Travelling Exhibition*
- 40 *"When I think of Wellington"... Hataitai School*
- 41 *L'Enjeu du Jeu - professional photography*
- 42 *A Capital E Photographic Retrospective of 2010*



statement of service performance visitor experience

1.7  
permanent  
exhibition  
changes

measures for 2010-11

**plan:** at least 3 exhibition segmental changes will be achieved

status at 30 June 2011

**achieved:** 8 segmental changes were made to permanent exhibitions

**Carter Observatory**

New Zealand's oldest telescope displayed in the foyer

**Museum of Wellington City & Sea**

*Seddon (Telling Tales)*

*Cinerama (Telling Tales)*

*Urban Rail (Telling Tales)*

*Millennium Ago* refreshment with an expanded display of Taonga from the Paine Collection

Colonial Cottage Garden Interpretation (chicken experience introduced)

Kamala's Saddle re-interpretation (*Telling Tales*)

Children's Maritime interactive space (*level one*)

1.8  
Carter  
Observatory  
international  
visitors

**plan:** at least 30% of visitors should be international tourists

**achieved:** 34% of visitors to Carter are international tourists

1.9  
Capital E  
National  
Theatre for  
Children

**plan:** at least 4 theatre productions are presented

**achieved:** 5 theatre productions were presented

*End Game*

*Boxes*

*Farm at the End of the Road*

*Hear to See*

*Songs of the Sea*



statement of service performance visitor experience

**1.10**  
Capital E  
National Theatre  
for Children  
tours

measures for 2010-11

status at 30 June 2011

**plan:** at least 2 tours of theatre productions are completed

**achieved:** 2 tours were presented

*End Game* tour  
*Farm at the End of the Road* tour

**1.11**  
Capital E  
National Arts  
Festival

**plan:** deliver an Arts Festival for children in March 2011 with at least 37,500 attendees

**achieved:** 42,272  
schools: 35,666; public: 6,606

**1.12**  
City  
Residents  
Awareness

**plan:** an average of 87% of residents to be aware of City Gallery Wellington, Museum of Wellington, Capital E, the Cable Car Museum and Carter Observatory

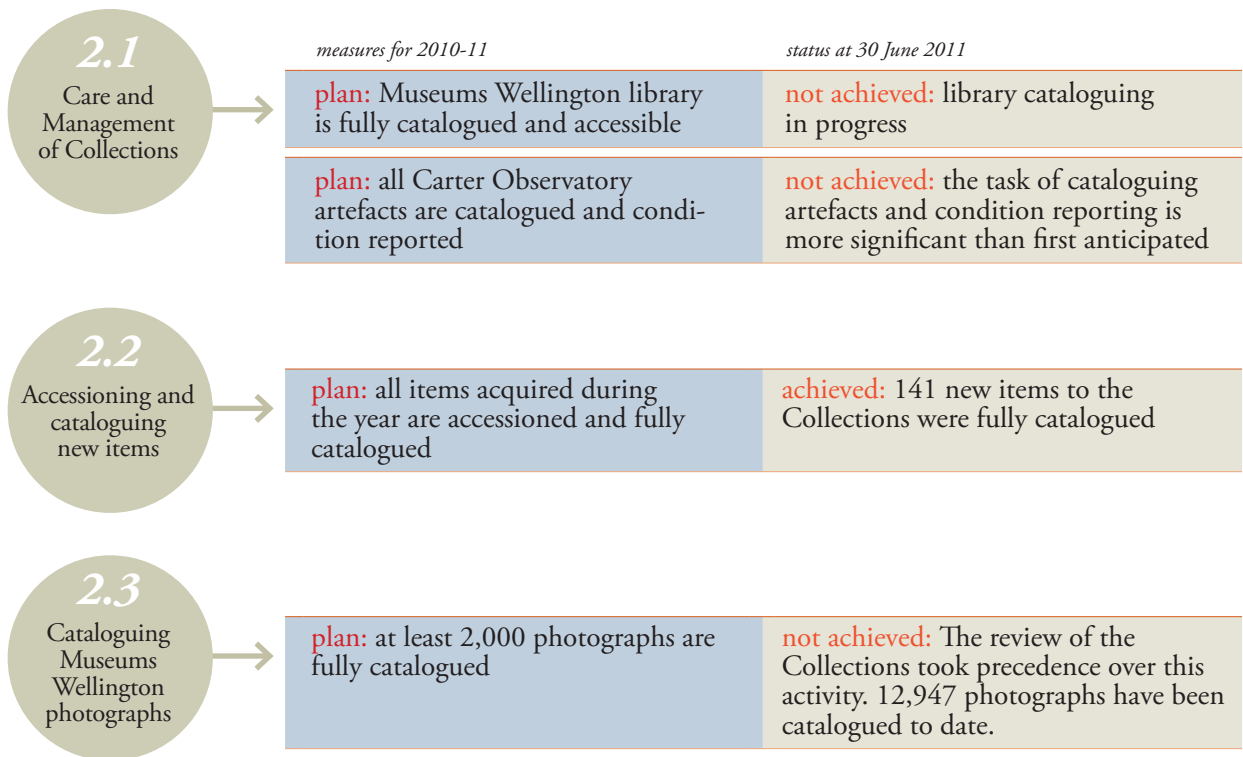
**achieved:** 87%

City Gallery Wellington	85%
Museum of Wellington	87%
Capital E	86%
Cable Car Museum	88%
Carter Observatory	86%



## 2.0 Heritage collections

Our goal is that heritage collections contribute to our understanding of Wellington’s unique identity, its history, art and creativity.



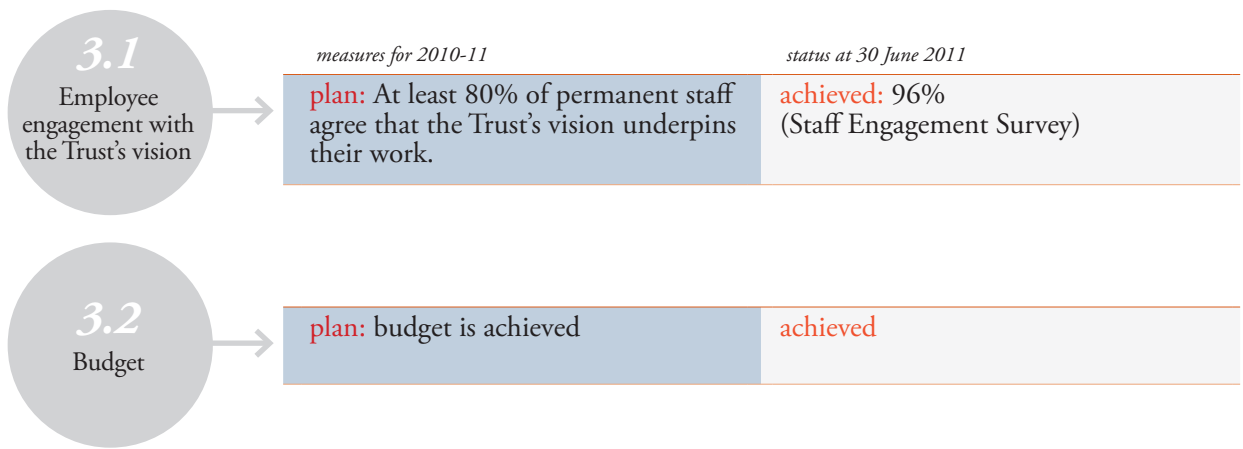
<p><b>2.4</b> Museums Wellington collection research</p>	<p><i>measures for 2010-11</i></p> <p><b>plan:</b> at least 2 collection research projects supporting the visitor experience are completed and the information disseminated</p>	<p><i>status at 30 June 2011</i></p> <p><b>achieved:</b> 2 collection research projects were completed:</p> <ol style="list-style-type: none"> <li>1. Victoria University Museum Studies students completed research of collection objects for the exhibition, <i>Many Objects Many Stories</i></li> <li>2. Volunteers completed research on the Carwell-Cooke Collection for the exhibition <i>Dancing Delights</i></li> </ol>
<p><b>2.5</b> Access to information about Museums Wellington collections</p>	<p><b>plan:</b> information on at least 25 collection items is added and is accessible online</p>	<p><b>not achieved:</b> 23 items were added to the website making a total of 298 collection items available on the website</p>
	<p><b>plan:</b> at least 1 public access event focused on collections in storage is achieved</p>	<p><b>achieved:</b> students from Victoria University were given access to the collections in storage as part of a research project.</p>
<p><b>2.6</b> Access to information about Carter Observatory collections</p>	<p><b>plan:</b> collection information is accessible online</p>	<p><b>not achieved:</b> a small number of items in the collection are now accessible online</p>
<p><b>2.7</b> Plimmer's Ark Project</p>	<p><b>plan:</b> project reduced to Plinth tank only</p>	<p><b>achieved:</b> PEG no longer being run in Tanks 1 to 4 in preparation for removal</p>



### 3.0 Organisation effectiveness

Our goal is to develop and maintain a high performing organisation that:

- has staff who are innovative, forward thinking and committed to achieving the Trust’s vision;
- makes effective and efficient use of financial resources and optimizes funding opportunities;
- develops and maintains excellent relationships with stakeholders including, sponsors, community groups, iwi Māori, and partner organisations; and
- is socially and environmentally responsible.



	<i>measures for 2010-11</i>	<i>status at 30 June 2011</i>
<p><b>3.3</b> non Council revenue excluding Carter Observatory</p>	<p><b>plan:</b> at least 30% of total revenue is from non Council sources</p>	<p><b>achieved:</b> 31.3% of the Trust's revenue (excluding Council rental grant and Carter Observatory) is from non Council sources</p>
<p><b>3.4</b> non Council revenue Carter Observatory</p>	<p><b>plan:</b> at least 70% of total revenue is from non Council sources</p>	<p><b>not achieved:</b> 56.1% of Carter Observatory's revenue is from non Council Sources</p>
<p><b>3.5</b> Council subsidy per visit excluding Carter Observatory</p>	<p><b>plan:</b> Council funding does not exceed \$12.00 per visit</p>	<p><b>achieved:</b> \$12.00</p>
<p><b>3.6</b> Council subsidy per visit Carter Observatory</p>	<p><b>plan:</b> Council funding does not exceed \$7.00 per visit</p>	<p><b>not achieved:</b> \$10.21</p>
<p><b>3.7</b> relationship health</p>	<p><b>plan:</b> At least 75% of survey respondents consider their relationship with the Trust to be positive</p>	<p><b>achieved:</b> 91.3% of respondents consider their relationship with the Trust to be positive.</p>





3.8  
friends and supporters

<i>measures for 2010-11</i>		<i>status at 30 June 2011</i>	
<b>plan:</b> membership of Trust institutions' friends and supporters is 700		<b>not achieved:</b> 632 friends and supporters are currently registered	
City Gallery Wellington	300	City Gallery Wellington	307
Museums Wellington	400	Museums Wellington	325
<b>Total</b>	<b>700</b>	<b>Total</b>	<b>632</b>

3.9  
Carter Observatory  
season card holders

<b>plan:</b> 280 season card holders are sold	<b>not achieved:</b> 204 Star Passes (256 members) have been sold
---	---

3.10  
waste reduction and recycling

<b>plan:</b> 95% of all office waste is recycled or reused	<b>achieved</b>
--	-----------------



# financial statement

*for the year ended 30 June 2011*

statement of financial position	43
statement of comprehensive income	44
statement of changes in equity	45
statement of cash flows	46
notes to the financial statements	47

# Wellington Museums Trust statement of financial position

as at 30 June 2011

in New Zealand Dollars

<i>assets</i>	note	2011	2010
Property, plant and equipment	8	2,142,225	2,326,204
Collection and artefacts	9	2,335,201	2,335,967
Intangible assets	10	17,606	19,176
<b>Total non-current assets</b>		<b>4,495,032</b>	<b>4,681,347</b>
Inventories		148,831	105,546
Trade and other receivables	11	828,249	238,895
Cash and cash equivalents	12	337,853	361,746
<b>Total current assets</b>		<b>1,314,933</b>	<b>706,187</b>
<b>Total assets</b>		<b>5,809,965</b>	<b>5,387,534</b>

<i>equity</i>			
Reserves	13	2,163,852	2,160,986
Retained earnings	13	1,907,105	2,175,739
<b>Total equity</b>		<b>4,070,957</b>	<b>4,336,725</b>

<i>liabilities</i>			
Employee benefits	15	118,003	93,567
<b>Total non-current liabilities</b>		<b>118,003</b>	<b>93,567</b>
Trade and other payables	16	1,250,215	738,604
Interest-bearing loans	14	-	8,497
Employee benefits	15	370,790	210,142
<b>Total current liabilities</b>		<b>1,621,005</b>	<b>957,243</b>
<b>Total liabilities</b>		<b>1,739,008</b>	<b>1,050,810</b>
<b>Total equity and liabilities</b>		<b>5,809,965</b>	<b>5,387,534</b>

trustee  
18 August 2011

trustee  
18 August 2011



# statement of comprehensive income

for the year ended 30 June 2011  
in New Zealand Dollars

	note	2011	2010
Revenue	4	10,493,724	8,923,972
Other operating income	4	393,324	241,139
<b>Total operating income</b>		<b>10,887,048</b>	<b>9,165,111</b>
Personnel expenses	6	(4,666,126)	(3,714,316)
Depreciation and amortisation expenses	8,10	(377,074)	(359,599)
Other operating expenses	5	(6,194,655)	(5,392,454)
<b>Total operating expenses</b>		<b>(11,237,855)</b>	<b>(9,466,369)</b>
<b>Operating deficit before finance income</b>		<b>(350,807)</b>	<b>(301,258)</b>
Finance income	7	85,107	54,069
Finance expenses	7	(68)	(5,441)
<b>Net finance income</b>	7	<b>85,039</b>	<b>48,628</b>
<b>(Deficit) for the period</b>		<b>(265,768)</b>	<b>(252,630)</b>
<b>Total comprehensive income for the period</b>		<b>(265,768)</b>	<b>(252,630)</b>



# statement of changes in equity

for the year ended 30 June 2011

in New Zealand Dollars

	note	2011	2010
Balance at 1 July 2010	13	4,336,725	4,589,355
Deficit for the period		(265,768)	(252,630)
Total comprehensive (income) for the period		(265,768)	(252,630)
<b>Balance at 30 June 2011</b>	<b>13</b>	<b>4,070,957</b>	<b>4,336,725</b>



# statement of cash flows

for the year ended 30 June 2011  
in New Zealand Dollars

<i>cash flows from operating activities</i>	note	2011	2010
Cash was provided from:			
Receipts from customers		2,550,283	2,330,642
Receipts from related parties		7,795,970	6,882,346
Interest received	7	85,107	54,069
		<b>10,431,360</b>	<b>9,267,057</b>
Cash was applied to:			
Payments to suppliers and employees		(7,346,143)	(6,812,696)
Payments to related parties		(2,831,998)	(1,945,617)
Interest paid	7	(68)	(5,441)
Net GST received/(paid)		(77,789)	(7,804)
		<b>(10,255,998)</b>	<b>(8,771,558)</b>
<b>Net Cash Inflow from Operating Activities</b>	20	<b>175,362</b>	<b>495,499</b>

## *cash flows from investing activities*

Cash was applied to:			
Purchase of property, plant and equipment		(190,758)	(267,609)
<b>Net Cash Outflow from Investing Activities</b>		<b>(190,758)</b>	<b>(267,609)</b>

## *cash flows from financing activities*

Cash was applied to:			
Term loan & hire purchase repayments		(8,497)	(120,434)
<b>Net Cash Outflow from Financing Activities</b>		<b>(8,497)</b>	<b>(120,434)</b>

Net Increase/(Decrease) in cash and cash equivalents		(23,893)	107,456
Cash and cash equivalents at the beginning of the period		361,746	254,290
Cash and cash equivalents at the end of the period	12	337,853	361,746



# notes to the financial statements

## *significant accounting policies*

### **1 Reporting entity**

The Wellington Museums Trust Incorporated (the Trust) is registered as a Charitable entity under the Charities Act 2005 and domiciled in New Zealand. It is a Council Controlled Organisation (CCO) in terms of the Local Government Act 2002.

The financial statements of the Trust include the activities of the following business units - the Wellington Museums Trust, the Museum of Wellington City & Sea, City Gallery Wellington, Capital E, the Colonial Cottage Museum, the Wellington Cable Car Museum and the Carter Observatory as from 1 June 2010.

The principal activity of the Trust is to manage the Trust institutions and to operate them for the benefit of the residents of Wellington and the public generally.

The financial statements of the Trust are for the year ended 30 June 2011. The financial statements were authorised for issue by the Trustees on 17 August 2011.

### **2 Basis of preparation**

#### **a) Statement of compliance and basis of preparation**

The financial statements have been prepared in accordance with Generally Accepted Accounting Practice in New Zealand (NZ GAAP), applying the Framework for Differential Reporting for entities adopting the New Zealand equivalents to International Financial Reporting Standards, and its interpretations (NZ IFRS). The Trust is a public benefit entity, as defined under NZ IAS 1.

The Trust qualifies for differential reporting exemptions as it has no public accountability and the Trust is small in terms of the size criteria specified in Framework for Differential Reporting. All available reporting exemptions allowed under the Framework for Differential Reporting have been adopted, except for NZ IAS 7, Cash flow Statements.

#### **b) Basis of measurement**

The financial statements are prepared on the historical cost basis.

#### **c) Presentation currency**

These financial statements are presented in New Zealand Dollars (\$).

### **3 Significant accounting policies**

The accounting policies set out below have been applied consistently to all periods presented in these financial statements.

#### **a) Property, plant and equipment**

Items of property, plant and equipment are stated at cost, less accumulated depreciation and impairment losses.

##### **(i) Subsequent costs**

Subsequent costs are added to the carrying amount of an item of property, plant and equipment when that cost is incurred if it is probable that the future economic benefits embodied with the item will flow to the Trust and the cost of the item can be measured reliably. All other costs are recognised in surplus/ (deficit) as an expense as incurred.

##### **(ii) Depreciation**

Depreciation is charged to surplus/ (deficit) using the straight line method. Depreciation is set at rates that will write off the cost or fair value of the assets, less their estimated residual values, over their useful lives. The estimated useful lives of major classes of assets and resulting rates are as follows:

• Computer equipment	33% SL
• Office and equipment	25% SL
• Motor vehicles	20% SL
• Building Fittings	5%-25% SL
• Collections & artefacts	Not depreciated

The residual value of assets is reassessed annually.

#### **b) Collections and artefacts**

Collections and artefacts are carried at cost. A substantial amount of the collections were acquired on 29 February 1996 from the Wellington Maritime Museum Trust. All subsequent purchases

are recorded at cost. Because the useful life of the collections and artefacts is indeterminate they are not depreciated. They are periodically reviewed for impairment. The Trustees obtained a valuation on specific items to support the carrying value at 30 June 2010. The Trustees reconfirmed that the carrying value at 30 June 2011 is appropriate and that no impairment event has occurred.

#### **c) Intangible assets**

##### **Computer software**

Software applications that are acquired by the Trust are stated at cost less accumulated amortisation and impairment losses.

Amortisation is recognised in surplus/ (deficit) on a straight-line basis over the estimated useful lives of intangible assets, from the date that they are available for use. The estimated useful lives for the current and comparative periods are as follows:

- Computer software 33% SL

#### **d) Trade and other receivables**

Trade and other receivables are measured at their cost less impairment losses.

#### **e) Inventories**

Inventories (merchandise) are stated at the lower of cost and net realisable value. Net realisable value is the estimated selling price in the ordinary course of business, less the estimated costs of completion and selling expenses.

Cost is based on the first-in first-out principle and includes expenditure incurred in acquiring the inventories and bringing them to their existing location and condition.

#### **f) Cash and cash equivalents**

Cash and cash equivalents comprise cash balances and call deposits.

#### **g) Impairment**

The carrying amounts of the Trust's assets other than inventories are reviewed at each balance date to determine whether there is any indication of impairment.



If any such indication exists, the assets recoverable amount is estimated.

An impairment loss is recognised whenever the carrying amount of an asset exceeds its recoverable amount. Impairment losses directly reduce the carrying amount of assets and are recognised in surplus/(deficit).

Estimated recoverable amount of other assets, e.g. property, plant and equipment and intangible asset, is the greater of their fair value less costs to sell and value in use. Value in use is determined by estimating future cash flows from the use and ultimate disposal of the asset and discounting these to their present value using a pre-tax discount rate that reflects current market rates and the risks specific to the asset. For an asset that does not generate largely independent cash inflows, the recoverable amount is determined for the cash-generating unit to which the asset belongs.

**h) Interest-bearing loans**

Interest-bearing loans are recognised initially at fair value less attributable transaction costs.

**i) Employee benefits**

**Long service leave**

The Trust's net obligation in respect of long service leave is the amount of future benefit that employees have earned in return for their service in the current and prior periods. The obligation is calculated using the projected unit credit method and is discounted to its present value. The discount rate is the market yield on relevant New Zealand government bonds at the Balance Sheet date.

**j) Provisions**

A provision is recognised when the Trust has a present legal or constructive obligation as a result of a past event, and it is probable that an outflow of economic benefits will be required to settle the obligation. If the effect is material, provisions are determined by discounting the expected future cash flows at a pre-tax discount rate that reflects current market rates and, where appropriate, the risks specific to the liability.

**k) Trade and other payables**

Trade and other payables are stated at cost.

**l) Revenue**

**(i) Funding**

The Trust's activities are supported by grants, sponsorship and admissions. Grants received that are subject to conditions are initially recognised as a liability and revenue is recognised only when the services are performed or conditions are fulfilled.

**(ii) Services provided**

Revenue from services rendered is recognised in proportion to the stage of completion of the transaction at the reporting date. Income is recognised as the service is provided (e.g. exhibition run). Where exhibitions are not scheduled to run until the following fiscal year, revenue is deferred and amortised to income throughout the period of the exhibition.

**(iii) Donations**

Cash donations from the community are recognised in the Income Statement at the point at which they are received into the Trust's bank account.

**(iii) Sale of merchandise**

Revenue from the sale of merchandise, netted with cost of goods sold, is recognised when the significant risks and rewards of ownership have been transferred to the buyer. No revenue is recognised if there are significant uncertainties regarding recovery of the consideration due, associated costs or the possible return of the merchandise, or where there is continuing management involvement with the merchandise.

**m) Expenses**

**(i) Operating lease payments**

Payments made under operating leases are recognised in surplus/(deficit) on a straight-line basis over the term of the lease. Lease incentives received are recognised in surplus/ (deficit) over the lease term as an integral part of the total lease expense.

**(ii) Finance income and expenses**

Finance income comprises interest income. Interest income is recognised as it accrues, using the effective interest method.

Finance expenses comprise interest expense on borrowings. All borrowing costs are recognised in surplus/ (deficit) using the effective interest method.

**n) Availability of future funding**

The Trust is reliant on the Wellington City Council for a large part of its income and operates under a Funding Deed with the Council. The Funding Deed was for a period of three years and is extended annually for a further year subsequent to the initial 3 year term. Funding from the Wellington City Council has been approved for the year ended 30 June 2012.

If the Trust were unable to continue in operational existence for the foreseeable future, adjustments may have to be made to reflect the fact that assets may need to be realised other than at the amounts stated in the balance sheet. In addition, the Trust may have to provide for further liabilities that might arise, and to reclassify property, plant and equipment as current assets.

**o) Income tax**

The Trust is registered as a Charitable Trust and is exempt from income tax. The Trust is not exempt from indirect tax legislation such as Goods and Services Tax, Fringe Benefit Tax, PAYE or ACC and accordingly it is required to comply with these regulations.

**p) Goods and services tax**

All amounts are shown exclusive of Goods and Services Tax (GST), except for receivables and payables that are stated inclusive of GST.





**4 revenues and other operating income**

	note	2011	2010
Wellington City Council operational grant		5,962,449	5,091,304
Wellington City Council rental grant		1,768,974	1,743,232
Ministry of Education contracts for service		313,448	215,867
Creative New Zealand grants		491,540	360,950
Other grants, sponsorship & donations	22	247,725	119,305
Admissions income & sales		1,571,756	1,331,786
Facility hire		137,832	61,528
<b>Total revenue</b>		<b>10,493,724</b>	<b>8,923,972</b>
Sub-lease income		141,088	115,204
Other income		252,236	125,935
<b>Total other operating income</b>		<b>393,324</b>	<b>241,139</b>
		<b>10,887,048</b>	<b>9,165,111</b>



### 5 other operating expenses

	note	2011	2010
Exhibitions & programmes		1,910,005	1,777,948
Rent paid		1,835,075	1,817,892
Marketing & promotions		811,953	554,076
Occupancy costs (excluding rent)		779,064	608,266
Other administration expenses		284,231	135,628
Communication costs		149,113	125,464
Trustee fees & expenses		101,540	107,180
Technology costs		242,783	170,572
Professional fees		49,891	60,177
Auditors' remuneration		31,000	35,251
		<b>6,194,655</b>	<b>5,392,454</b>

### 6 personnel expenses

Wages and salaries		4,641,689	3,703,369
Increase/(decrease) in liability for long-service leave		24,437	10,947
		<b>4,666,126</b>	<b>3,714,316</b>

### 7 net finance costs

Interest income on bank deposits		85,107	54,069
<b>Finance income</b>		<b>85,107</b>	<b>54,069</b>
Interest expense on bank loan		(68)	(5,441)
<b>Finance expenses</b>		<b>(68)</b>	<b>(5,441)</b>
<b>Net finance income</b>		<b>85,039</b>	<b>48,628</b>



## 8 property, plant and equipment

	note	computer equipment	office and equipment	motor vehicles	building fittings	total
<b>Balance at 30 June 2011</b>						
Cost		110,651	862,763	61,282	2,581,563	3,616,259
Accumulated depreciation		70,609	565,689	39,819	797,917	1,474,034
Carrying value		40,042	297,074	21,463	1,783,646	2,142,225
Current year depreciation		19,668	128,234	12,265	203,568	363,735
<b>Balance at 30 June 2010</b>						
Cost		73,632	726,107	61,282	2,575,482	3,436,503
Accumulated depreciation		50,941	437,455	27,554	594,349	1,110,299
Carrying value		22,691	288,652	33,728	1,981,133	2,326,204
Current year depreciation		12,202	119,021	12,250	201,238	344,711

## 9 collection and artefacts

	2011	2010
<b>Opening balance</b>	2,335,967	2,333,541
Additions	-	2,426
Disposals	766	-
<b>Closing balance</b>	2,335,201	2,335,967

### Restriction over Title to Assets

As stated in the Transfer of Assets Agreement, the Trustees of the Wellington Museums Trust are unable to part with possession of Unclassified Assets without the consent of the Wellington City Council. Unclassified Assets are defined as those items within the Collection and Artefacts that were obtained by the Wellington Harbour Board or the Wellington Maritime Museum Trust between 26 April 1972 and 2 February 1996.



## 10 intangible assets

	note	computer software
<b>Balance at 30 June 2011</b>		
Cost		97,285
Accumulated amortisation		79,679
Carrying value		17,606
Current year amortisation		13,339
<b>Balance at 30 June 2010</b>		
Cost		85,516
Accumulated amortisation		66,340
Carrying value		19,176
Current year amortisation		14,888

## 11 trade and other receivables

	2011	2010
Accounts receivable	545,690	156,516
Receivables from related parties	171,145	19,303
Prepayments	20,059	49,289
Sundry receivables	-	221
GST receivable	91,355	13,566
	828,249	238,895

## 12 cash and cash equivalents

	2011	2010
Bank balances	38,735	11,035
Call deposits	299,118	350,711
	337,853	361,746



### 13 equity and reserves

#### Reconciliation of movement in equity and reserves

	note	capital reserve	Colonial Cottage Museum collection reserve	Museum of Wgtn City & Sea collection reserve	retained earnings	total equity
Balance at 1 July 2009		2,122,962	23,895	11,829	2,430,669	4,589,355
(Deficit) for the period					(252,630)	(252,630)
Transferred to Museum of Wgtn City & Sea Collection Reserve				2,300	(2,300)	
<b>Balance at 30 June 2010</b>		<b>2,122,962</b>	<b>23,895</b>	<b>14,129</b>	<b>2,175,739</b>	<b>4,336,725</b>
Balance at 1 July 2010		2,122,962	23,895	14,129	2,175,739	4,336,725
(Deficit) for the period					(265,768)	(265,768)
Transferred to Museum of Wgtn City & Sea Collection Reserve				2,866	(2,866)	
<b>Balance at 30 June 2011</b>		<b>2,122,962</b>	<b>23,895</b>	<b>16,995</b>	<b>1,907,105</b>	<b>4,070,957</b>

#### Capital Reserve

The Capital Reserve was established on 29 February 1996 on the transfer from the Wellington Maritime Museums Trust of their collection and artefacts, cash and other sundry office equipment of the Wellington Maritime Museum.

#### Colonial Cottage Museum Collection Reserve

During the year ended 30 June 2003 The Colonial Cottage Friends Society wound up the society and donated the remaining funds (\$11,948) to the Wellington Museums Trust for the purpose of establishing a collection fund for the Colonial Cottage Museum. The Trust agreed to transfer this and a similar amount to the fund.

#### Museum of Wellington City & Sea Collection Reserve

During the year ended 30 June 2005 the Trustees decided to place all donations received from the Museum Foundation membership into a collection reserve for future museum acquisitions. A total of \$2,866 was received by way of donations from members during the year ended 30 June 2011 (2010: \$2,300).



### 14 interest bearing loans

	note	2011	2010
Bank term loan		-	8,497
		-	8,497

The term loan with the National Bank of New Zealand was taken out on 8 July 2000 for a period of ten years. The loan was repaid on 7 July 2010.

### 15 employee benefits

		2011	2010
<b>Current</b>			
Payroll accruals		158,263	54,886
Liability for holiday pay		212,527	155,256
		<b>370,790</b>	<b>210,142</b>
<b>Non-current</b>			
Liability for long-service leave		118,003	93,567
		118,003	93,567
		<b>488,793</b>	<b>303,709</b>

### 16 trade and other payables

		2011	2010
Trade payables		129,904	253,926
Payables to related parties		701,562	34,646
Revenue in advance		190,621	183,221
ACC premiums		14,448	16,477
Non-trade payables and accrued expenses		213,680	250,334
		<b>1,250,215</b>	<b>738,604</b>



## 17 operating leases

### Leases as lessee

Non-cancellable operating lease rentals are payable as follows:

	note	2011	2010
Less than one year		255,083	1,885,277
Between one and five years		120,439	293,769
More than five years		-	-
		<b>375,522</b>	<b>2,179,046</b>

On 8 June 1999, the Wellington Museums Trust signed a 12 year lease agreement with a further 12 year right of renewal with the Wellington City Council for the rental of the Bond Store premises, as at 30 June 2011 the renewed lease is yet to be signed. The current and non-current lease commitments under this agreement are for \$nil (2010: \$643,339) and \$nil (2010: \$nil) respectively. Under the Funding Deed between the Wellington Museums Trust and the Wellington City Council, the Trust is reimbursed for these costs.

On 4 August 2005, the Wellington Museums Trust signed a 3 year lease agreement with three 3 year right of renewals with the Wellington City Council for the rental of the City Gallery and Capital E premises in Civic Square. The first right of renewal was taken up on 4 August 2008. The current and non-current commitments under this agreement are for \$88,929 (2010: \$1,067,154) and \$nil (2010: \$88,929) respectively. Under the Funding Deed between the Wellington Museums Trust and the Wellington City Council, the Trust is reimbursed for these costs.

Two of the leased properties have been sublet by the Trust. The sublease at the Bond Store expired on 7 June 2011 and is currently in the process of being renewed. Sublease payments of \$111,659 are expected to be received during the year ending 30 June 2012.

During the year ended 30 June 2011, \$1,768,974 was recognised as an expense in the Surplus/(deficit) in respect of operating leases (2010: \$1,865,566). \$141,088 was recognised as income in the Surplus/(deficit) in respect of sub-leases (2010: \$115,204).

## 18 capital commitments

As at 30 June 2011, there are no capital commitments (2010: \$nil), which have not been accounted for.

## 19 contingencies

There are no material contingent liabilities at balance date (2010: \$nil)



## 20 reconciliation of operating surplus to net cash flows from operating activities

	note	2011	2010
Operating (Deficit) for the Year		(265,768)	(252,630)
<b>Adjustments:</b>			
<i>Add Non-Cash Items:</i>			
Depreciation and amortisation expense		377,074	359,599
<i>Movements in Working Capital:</i>			
Decrease/(Increase) in Other Current Assets		(632,639)	132,475
(Decrease)/Increase in Trade Creditors		(124,022)	66,066
(Decrease)/Increase in Accruals and Provisions		820,717	189,989
<b>Net Cash Inflow from Operating Activities</b>		<b>175,362</b>	<b>495,499</b>

## 21 related parties

### (i) Identity of related parties

The Trust is not related to the Wellington City Council ("the Council") by shareholding. The Trust was established by, and is reliant upon, the Council for a large part of its income which indicates sufficient reliance on the Wellington City Council, by the Trust, for a related party relationship to exist. Additionally, the Council consolidates the financial results of the Trust for its own reporting purposes.

The Trust operates under a Funding Deed with the Council which requires the Trust to deliver museum services in accordance with the provisions of the Trust Deed, the Funding Deed and the Statement of Intent, agreed with Wellington City Council on an annual basis.

The Funding Deed was for a period of three years and is extended annually for a further year subsequent to the initial 3 year term. The rental grant is paid back to the Wellington City Council as rent on properties owned by the Wellington City Council and occupied by the Museum of Wellington City & Sea, Capital E and the City Gallery Wellington. →





## 21 related parties (continued)

### (ii) Related party transactions

During the year, the Trust entered into related party transactions of the following nature:

	transaction value year ended		balance outstanding as at 30 June	
	2011	2010	2011	2010
<b>Receipts</b>				
Wellington City Council - operational grant	5,962,449	5,091,304	-	-
Wellington City Council - rental grant	1,768,974	1,743,232	-	-
Wellington City Council - miscellaneous	64,547	47,810	171,145	19,303
<b>Payments</b>				
Wellington City Council - rental	1,768,974	1,743,232	-	-
Wellington City Council - miscellaneous	1,063,024	202,385	701,562	34,646

### (iii) Remuneration of key management personnel

Total remuneration is included in *personel expenses* (note 6)

	2011	2010
Trustees	101,540	107,180
Executive officers	502,841	491,966
	<b>604,381</b>	<b>599,146</b>



## 22 other grants, sponsorship & donations

received during the year	note	2011	2010
<b>Capital E</b>			
Asia 2000 Foundation of NZ		1,573	1,236
Booker Spalding Ltd		6,500	6,500
The Community Trust of Wellington		10,000	-
Wellington City Council		14,000	9,500
Sargood Bequest		5,000	-
Lion Foundation		25,000	-
The Otago Community Trust		2,500	5,326
The Community Trust of Canterbury		9,500	6,000
The Community Trust of Southland		7,000	7,020
Trust House Charitable Trust		1,500	7,500
New Zealand Seafood Industry Council		15,000	-
Four Winds Foundation		16,000	-
Hutt Mana Charitable Trust		5,000	-
The Performing Arts Foundation		1,497	-
Nikau Foundation		5,000	-
Mana Community Grants Foundation		5,100	-
Jardine Risk Consultants		500	-
The Boat Shed		800	-
Red Wolf High Level Security Ltd		500	-
The Parade Cafe		1,000	-
RealTech		400	-
Eastern & Central Community Trust		4,000	4,000
KPMG		2,500	-
Silicon Systems		1,930	-
ASB Community Trust		-	20,000
Sundry		10,370	2,511



## 22 other grants, sponsorship & donations cont

	2011	2010
<b>City Gallery Wellington</b>		
Wellington City Council	-	10,000
The Warren Trust	-	2,800
The Japan Foundation	-	15,482
The City Gallery Foundation	24,046	-
Hawkins Construction	-	11,145
Accent Architects	-	500
BECA AMEC	-	500
Spencer Holmes Limited	-	500
<b>Museum of Wellington City &amp; Sea</b>		
Ministry of Ethnic Affairs	8,889	6,625
Wellington City Council	-	2,000
New Zealand Lotteries Grant Board	9,919	-
New Zealand Police	13,043	-
European Union Commission	2,222	-
Bank of New Zealand Limited	8,200	-
Sundry	-	160
<b>Wellington Cable Car Museum</b>		
Sundry	50	-
<b>Carter Observatory</b>		
Carter Observatory Trust Board	20,491	-
<b>Trust Office</b>		
Wellington City Council	8,696	-
<b>Total other grants, sponsorship &amp; donations</b>	<b>247,725</b>	<b>119,305</b>

Other grants, sponsorships & donations for year included \$85,423 (2010 \$nil) relating to the biennial Capital E National Arts Festival.



## 23 Carter Observatory

---

Wellington City Council (“the Council”) and the Trust have entered into a Memorandum of Understanding regarding the management of the Carter Observatory. This Memorandum of Understanding has the following effect:

- The Council, by way of a license, transferred full management and control of the Carter Observatory to the Trust until 30 June 2012. During that period the Trust shall govern, manage and control the Carter Observatory just as if it were a Trust institution under the Trust Deed but subject to and with the benefit of the Memorandum of Understanding.
- The Trust will charge the Council a fee for the provision of governance and management services in relation to the Carter Observatory.
- The Council will provide grant funding of \$300,000 for Carter Observatory in each of 2010-11 and 2011-12;
- The Carter Observatory assets are licensed to the Trust until 30 June 2012. The licence is free of charge and the Trust may deal with those assets under the licence just as if they were assets held by the Trust under the Trust Deed;
- The Trust is not responsible for any loss attributable to the operation of the Carter Observatory. On a quarterly basis, the Council will fund the Trust for any cash shortfall arising from Carter Observatory during the previous three-month period.

As a result of this Memorandum of Understanding, the Trust has recognised the operations of Carter Observatory and the fee charged to the Council in the financial statements.

## 24 subsequent event

---

There have been no significant events after balance date that have affected the accuracy of these financial statements.



# governance report

Wellington Museums Trust Trustees are appointed by Council and are standard-bearers for the Trust's vision. They are responsible for setting the strategic direction for the Trust and approving the Statement of Intent and the Annual Business Plan.

The Board monitors organisational performance, the organisation's ongoing viability and the maintenance of its competitiveness.

The Board delegates the day-to-day operation of the Trust to the Chief Executive, who reports to the Board.

The Board meets no fewer than nine times per year and has established two committees which review relevant matters prior to consideration by the full Board. These are the Audit and Risk Committee and the People Planning and Performance Committee. In addition, the Board will convene ad hoc working groups to consider specific issues, and guidance in specialist areas is also provided as appropriate.

## *Board committees*

Audit and Risk Committee assists the Board in carrying out its duties in regard to financial reporting, risk management and legislative compliance.

People Planning and Performance Committee provides guidance and support to the Chief Executive in a Human Resources context.

## *Board membership changes since 1 July 2011*

The Board welcomed new Trustees Jo Bransgrove and Jackie Lloyd on 1 July and Peter Cullen resigned after serving four years as a Trustee.

	appointed	term expires	meetings eligible to attend	meetings attended
Ray Ahipene-Mercer	01.11.10	31.10.13	5	5
Viv Beck, <i>Chair until 31.12.10</i>	01.01.05	31.12.10	5	5
Peter Cullen	01.06.07	31.12.12	9	5
Quentin Hay, <i>Chair from 01.01.11</i>	01.06.07	31.12.13	9	9
Rhonda Paku	01.01.08	31.12.10	5	3
Alick Shaw	01.07.09	30.06.12	9	8
Philip Shewell	01.01.09	31.12.11	9	8
Hayley Wain	01.11.07	31.10.10	3	3

# our supporters

We enjoy support from a wide range of individuals and organisations through partnerships for exhibitions and public programmes; sponsorships, donations and grants; and Friends organisations and volunteers.

We gratefully acknowledge the support of the Wellington City Council; Creative New Zealand for its support of the Capital E National Theatre for Children and for one-off grants for relevant projects; the Ministry of Education for Learning Experiences Outside the Classroom (LEOTC) funding at Capital E, Carter Observatory, City Gallery Wellington and Museums Wellington.

## *Capital E*

**Capital E McKenzie Theatre** Sir Roy McKenzie

### **2011 Capital E National Arts Festival**

Ashel, Nikau Foundation, The Lion Foundation, Omnigraphics, Prime Hotels, Media 5, The Community Trust of Wellington, Silicon Direct, Nic Inc., The Performing Arts Foundation of New Zealand, Macarthy Trust, The Sargood Bequest, Maximarketing Services Limited, Mana Community Grants Foundation, MJF Lighting, Parade Café, Realtech, Booker Spalding Limited, Four Winds Foundation Limited, KPMG, JTL, Caffè L'affare, Red Wolf High Level Security, New Zealand Symphony Orchestra, New Zealand Coach Services, TVNZ, Royal Society, National Portrait Gallery, Wellington Venues, Oceania, Museum of New Zealand Te Papa Tongarewa, Hutt Mana Charitable Trust, Footnote Dance, Creative New Zealand and Wellington City Council Events.

### **Capital E National Theatre for Children**

Creative New Zealand, Booker Spalding Limited, The Dominion Post, Caffè L'affare, the Interislander, MJF Lighting, AboutFace Productions, Terrapin Puppet Theatre, The New Zealand Seafood Industry Council Ltd, Indian Ink and Nic Inc.

### **National Tours:** *The Farm at the End of the Road, End Game and Boxes*

Community Trust of Otago, Telstra Clear Pacific Events Centre; TSB Community Trust, Trust House, Eastern & Central Community Trust, ASB Trust, Canterbury Community Trust, Community Trust of Southland, Pelorus Trust, Expressions, Upper Hutt and The Edge, Auckland.

## **Capital E Event partners and sponsors**

TVNZ, Asian Events Trust, The Dominion Post, Decorada, Wellington Circus Trust, Asia New Zealand Foundation, MJF Lighting, New Zealand Comedy Festival, Gibson Group, Storylines Festival, Museum of New Zealand Te Papa Tongarewa, Child, Youth & Family, Ministry of Social Development, Musée de la Ville, Te Manawa, Sport Wellington and Wellington City Council Events.

## **Creative Technology**

The Ministry of Education, Sir Roy McKenzie and family, Sony New Zealand Limited, and Wacom Company Limited.

## our supporters

### *Carter Observatory*

The Carter Observatory reopened on 29 March 2010 after refurbishment including the installation of a digital planetarium. The Carter Observatory Act was repealed on 30 June 2010 whereupon ownership of the Observatory passed from New Zealand Government to Wellington City Council.

#### **Stellar Sponsors**

New Zealand Lottery Grants Board, OMV New Zealand Limited, Pelorus Trust

#### **Galactic Sponsors**

Todd Foundation, Lion Foundation, Southern Trust, Community Trust of Wellington

#### **Lunar Sponsors**

MWH New Zealand Limited, Endeavour Community Trust, Trust Charitable Foundation, Mana Community Grants Foundation, Clemenger BBDO, Perry Foundation, Kadima, DAC. TG Macarthy Trust.

#### **Carter Observatory Trust**

The Carter Observatory Trust's purpose is to raise funds for the Carter Observatory. Current Trustees are Richard Bentley (Chairman), Duncan Hall, Professor Matthew Visser, Dr Judith Aitken, Peter Graham.

#### **Volunteers**

Volunteers make an important contribution to the work of Carter Observatory. In 2010-11 members of Phoenix and Wellington Astronomical Societies assisted us at our late night telescope viewing sessions.

#### **Public Programmes**

*Matariki*: Graphic production for this event in July 2010 was supported by Prontoprint.



### *City Gallery Wellington*

City Gallery Wellington Foundation's purpose includes providing financial support for exhibitions of international and national significance at City Gallery. Current Trustees are Alan Judge (Chair), Sarah Elliott, Hon. Justice Lowell Goddard, James Hall, Paula Savage, Nigel Williams and Glenn Stewart.

#### **Honorary Life Benefactors**

Russell Hancock Family, Michael Hirschfeld Family, Denis & Verna Adam and Dr Roderick & Gillian Deane

#### **Corporate Principal Benefactors**

ANZ, Ernst & Young and Designworks

#### **Corporate Benefactors**

The Chartwell Trust and Architecture+

#### **Corporate Patron**

Seresin Estate

#### **Patrons**

Nigel Williams & Rae-ann Sinclair, Hon Justice Lowell Goddard & Chris Hodson QC, Alan Judge & Catherine Shaw, James & Sarah Hall, Sarah Elliott & Mark Weldon, John Allen & Janie Pack, Paul & Sheryl Baines, Deborah & Peter Cutfield, Lloyd Morrison & Julie Nevet, Bill Patterson & Robyn Hopkins, Hugh Rennie QC & Penelope Ryder-Lewis, Gerald & Kate Parsonson, John & Donna Heginbotham, Ian Cassels & Caitlin Taylor, Simon Robinson & Angela Corn, Catherine Savage & Glenn Stewart, Stuart Gardyne & Janey Christopherson, Patrick & Susie Greene, David Teplitzky & Peggy Scott, Aloysius & Eileen Teh and Tony Kerridge & Martin Brown

### *Exhibition sponsors, supporters and patrons*

*John Pule: Hauaga (Arrivals)*

Ernst & Young through the City Gallery Wellington Foundation.

*Ready to Roll*

Resene

*roundabout<sup>o</sup>*

Designworks

*Summer Season*

ANZ through the City Gallery Wellington Foundation

*Crown Lynn: Crockery of Distinction*

Architecture+, Media Works: Radio, and Dr Roderick & Gillian Deane

*The Life and Imaginative Times of Graham Percy*

Gus Fisher Gallery, University of Auckland and City Gallery Wellington Foundation Patrons

*The Vault: Neil Pardington*

A Christchurch Art Gallery Te Puna o Waiwhetu touring exhibition supported by Christchurch City Council, Creative New Zealand, Te Rūnanga o Ngāi Tahu, Base Two, Imagelab, Wakefields Digital and PSP

*An Expanding Subterra: Wayne Barrar*

Dunedin Public Art Gallery. Research funded by Massey University College of Creative Arts, Toi Rauwhāangi.

#### **Hirschfeld Gallery programme**

*Mari Mahr: Two Walking*

Gus Fisher Gallery, University of Auckland

### *Public programmes sponsors, supporters, partners and patrons*

Chartwell Trust, Royal Society of New Zealand Marsden Fund, Victoria University School of Art History, Tawata Productions, Arts Access Aotearoa, Footnote Dance, The Dowse, The Architecture Centre, The Adam Art Gallery, Massey University, The New Zealand Film Archive, Deaf Aotearoa, The Learning Connexion, The New Zealand International Arts Festival, The Documentary Edge Film Festival, and Letting Space.



## our supporters

### *Museums Wellington*

#### **Poneke History Club members**

The Poneke History Club members support Museums Wellington activities and are invited to talks, tours and previews across the Museums Wellington museums.

### *Museum of Wellington City & Sea Supporters*

The Wellington Tenth Trust Te Ati Awa, the Office of Ethnic Affairs of the Department of Internal Affairs, the Department of Conservation (DOC), Harbourmasters Office, Dunbar Sloane, TSB Arena, GO Wellington, Mana Coach Services, New Zealand Post Book Awards for Children & Young Adults, Wellington Waterfront Limited, Wellington Cable Car Limited, Chicago Sports Café and East by West Ferries.

#### **Founding Patrons and Poneke History Club members**

The Founding Patrons support our activities and are invited to talks, tours and previews.

#### **The Maritime Friends of the Museum of Wellington City & Sea**

*President William Pitt*

The Maritime Friends support the Museum of Wellington City & Sea by providing a series of talks and field-trips with a maritime interest throughout the year.

#### **Wellington Historical & Early Settlers' Association**

*President Vonnie Nunns*

The Wellington Historical & Early Settlers' Association provide a regular series of talks on Wellington's early settlement at the Museum.

#### **Maritime Archaeological Association of New Zealand**

*President Malcolm McGregor*

The Maritime Archaeological Association of New Zealand supports the Museum of Wellington City & Sea by providing a series of lectures with a maritime archaeological interest throughout the year.

#### **Volunteers**

Museum volunteers make an important contribution to the work of the Museum of Wellington City & Sea. In 2010-11 13 volunteers and 2 interns worked on the collections and seven completed various other tasks at the Museum. Volunteers provide support to our work cataloguing the heritage collections from subject expertise to photography and data entry of information; 2,631 hours have been worked by volunteers in 2010-11.

### *Exhibition sponsors*

#### *Polar Night*

Alliance Française, Ice 3, Canon, Grant Redvers

#### *A Friend in Need*

Embassy of the United States of America, Old St Paul's, Silka Bieda, Joan Ellis

#### *Back & Beyond & Here*

Gregory O'Brien, Bank of New Zealand, Casimar Larkin, Robin Nathan

#### *Many Objects Many Stories*

Wellington Historical & Early Settlers Association, Victoria University of Wellington Museum & Heritage Studies students and academics.

#### *Dancing Delights*

Royal New Zealand Ballet, Dance Aotearoa New Zealand, Karen Walker, Chris Hamilton, Te Manawa, Keith Wilson, Global Fabrics, Appleton Piano Workshop, Dominion Post.

#### *Maritime floor redevelopment*

F69 Trust, Dive Works New Zealand, Island Bay Divers, Fatcat and Fishface

#### *Telling Tales*

Frampton Signs TT

## our supporters

### *Public Programmes sponsors*

#### *Sampler Season 2010*

Ruth Birnie, Marie Murdoch

#### *Day of the Dead*

Jorge Herrera

#### *Back & Beyond & Here Art Workshops*

Inverloch Art School tutor Robbie Lowe

#### *Wahine 43rd*

Shirley Hicks, Gavin McLean (Ministry of Culture and Heritage), Phil Dickson, Sandy Bartle (Te Papa), Cantoris Choir, Sharon Barbour

#### *Dancing Delights*

Ruth Birnie, Tania Kopytko of Dance Aotearoa New Zealand, Appleton Piano Workshop, Royal New Zealand Ballet, Caroline Lowe, Barry Carter.

#### *A Friend in Need*

Ann Neil, Richard Bengé, Nota Bene Choir

### **Accommodation**

Bolton Hotel

### *Wellington Cable Car Museum Supporters*

Wellington Cable Car Heritage. New Zealand Lottery Grants Board Environment and Heritage Committee, the Community Trust of Wellington and Go Wellington.

### *Public Programmes sponsors*

#### *Spring Festival*

Ruth Birnie

#### *Cable Car Museum 10th Anniversary*

Quarternote and TWAM: The Travelling Mechanical Music Man

### *Colonial Cottage Museum Supporters*

GO Wellington, Cottage volunteers and supporters, The Founders Society, Volunteers New Zealand, Wellington Historical & Early Settlers Association, New Zealand Historic Places Trust, Beverly Seymour, Wellington Embroiders Guild, Wellington Spinners and Weavers, Faultline Lacemakers.

### *Public Programmes*

#### *30th Anniversary*

Wellington Morris Dancers, Glenna Matcham, Pete Leask, John Gilberthorpe

#### *Neighbours Day*

Mt Cook Mobilised; Brooklyn, Te Aro and Mt Cook neighbours

#### *Garden*

Hannah Zwartz and Joy McLean

#### *Chickens*

The Jordan family, Sam Richards

# directory

## *Wellington Museums Trust*

Pat Stuart, chief executive  
The Bond Store  
Queens Wharf  
PO Box 893, Wellington  
**P** 04 471 0919 **F** 04 471 0920  
**E** [trust@wmt.org.nz](mailto:trust@wmt.org.nz)  
[www.wmt.org.nz](http://www.wmt.org.nz)

## *City Gallery Wellington*

Paula Savage, director  
Civic Square  
101 Wakefield Street  
PO Box 2199, Wellington  
**P** 04 801 3021 **F** 04 801 3950  
**E** [citygallery@wmt.org.nz](mailto:citygallery@wmt.org.nz)  
[www.city-gallery.org.nz](http://www.city-gallery.org.nz)

## *Capital E*

Stuart Grant, director  
Civic Square  
101 Wakefield Street  
PO Box 3386, Wellington  
**P** 04 913 3720 **F** 04 913 3735  
**E** [capitale@wmt.org.nz](mailto:capitale@wmt.org.nz)  
[www.capitale.org.nz](http://www.capitale.org.nz)

## *Carter Observatory*

Dr Sarah Rusholme, director  
Botanic Gardens  
PO Box 2909, Wellington  
**P** 04 910 3140  
**E** [info@carterobservatory.org](mailto:info@carterobservatory.org)  
[www.carterobservatory.org](http://www.carterobservatory.org)

## *Museums Wellington*

Brett Mason, director

## *Museum of Wellington City & Sea (Museum of Wellington)*

Queens Wharf  
PO Box 893, Wellington  
**P** 04 472 8904 **F** 04 496 1949  
**E** [museumswellington@wmt.org.nz](mailto:museumswellington@wmt.org.nz)  
[www.museumswellington.org.nz](http://www.museumswellington.org.nz)

## *Cable Car Museum*

1 Upland Road  
PO Box 893, Wellington  
**P** 04 475 3578 **F** 04 475 3594  
**E** [cablecar@wmt.org.nz](mailto:cablecar@wmt.org.nz)  
[www.cablecarmuseum.co.nz](http://www.cablecarmuseum.co.nz)

## *Colonial Cottage Museum*

68 Nairn Street  
PO Box 893, Wellington  
**P** 04 384 9122 **F** 04 384 9202  
**E** [colonialcottage@wmt.org.nz](mailto:colonialcottage@wmt.org.nz)  
[www.colonialcottagemuseum.co.nz](http://www.colonialcottagemuseum.co.nz)

## *Plimmer's Ark Galleries*

Queens Wharf (recovered timbers)  
Old Bank Arcade (timbers in situ)

## *New Zealand Cricket Museum*

David Mealing, manager  
The Old Grandstand, Basin Reserve  
PO Box 578, Wellington  
**P** 04 385 6602 **F** 04 384 3498  
**E** [cricket@wmt.org.nz](mailto:cricket@wmt.org.nz)  
[www.nzcricket.co.nz](http://www.nzcricket.co.nz)

## Trust institutions

Capital E,

Carter Observatory,

City Gallery Wellington,

Museums Wellington:

Museum of Wellington City & Sea

*including Plimmer's Ark Galleries at*

*Queens Wharf and the Old Bank Arcade,*

Wellington Cable Car Museum,

Colonial Cottage Museum

New Zealand Cricket Museum

*in partnership with the New Zealand Cricket*

*Museum Incorporated*

This Annual Report is presented in  
accordance with section 67 of the Local  
Government Act 2002