

Overview

Mayor's and Chief Executive's Reports

Our role and vision

Financial review

Governance

PAGE NUMBER

We inform and involve residents in decisions about the city's future, through consultation, engagement, and publications.



Operating cost: \$14.0m
\$70 per resident
\$0.19 per resident per day

Environment




PAGE NUMBER #

Operating cost: \$136.8m
\$684 per resident
\$1.87 per resident per day

We support conservation-based visitor attractions. We provide the city's Town Belt and reserve land, parks and coastline. We supply water to the city and safely dispose of stormwater, wastewater and solid waste. We also offer environmental grants, and promote energy efficiency and other sustainable practices.

Economic

PAGE NUMBER #




Operating cost: \$35.9m
\$179 per resident
\$0.49 per resident per day

We support major events and visitor attractions. We fund tourism promotion and keep the city centre vibrant by providing free weekend parking, and grants for community projects with economic benefits.

Cultural Wellbeing

PAGE NUMBER

We fund the city's art galleries and museums, operate Toi Pōneke Arts Centre and the City Archives, provide cultural grants, and support the New Zealand International Arts Festival, as well as other community events and festivals.



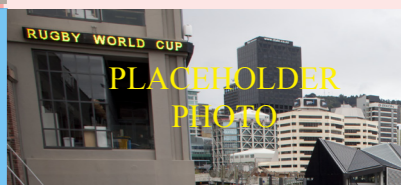
Operating cost: \$14.9m
\$74 per resident
\$1.20 per resident per day

Social and Recreation

PAGE NUMBER

Operating cost: \$97.9m
\$489 per resident
\$1.34 per resident per day

We provide sports fields, swimming pools, recreation centres, playgrounds and libraries, and encourage community participation. We also provide over 2,300 homes, and undertake initiatives in the interest of public health and safety.



Urban Development

PAGE NUMBER

We guide and control building and land development, enhance the waterfront and other public areas, and protect the city's built heritage.



Operating cost: \$29.2m
\$146 per resident
\$0.40 per resident per day

Transport

PAGE NUMBER #



Operating cost: \$49.8m
\$249 per resident
\$0.68 per resident per day

We manage the city's streets, roads, footpaths, cycle lanes, traffic signals and car parks. We support public transport through measures such as bus lanes and shelters.

Financial Statements

PAGE NUMBER #

- # Statement of compliance and responsibility
- # Statement of comprehensive financial performance
- # Explanation of net surplus
- # Statement of changes in equity

- # Statement of financial position
- # Statement of cash flows
- # Notes forming part of the financial statements



Appendices

Management and Staff

Our Environmental Impact

Report on Council controlled organisations

Monitoring information

Audit