



What can go in your kerbside recycling

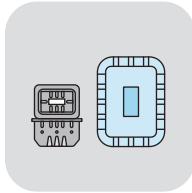
Items listed below can be recycled as long as they are clean and lids are removed

Absolutely Positively
Wellington City Council
Me Heke Ki Pōneke

Plastics Kirihou Grocery packaging only, such as:



Drink & milk bottles



Food containers and trays



Bottles & containers from your bathroom or laundry



Clear & coloured glass bottles & jars

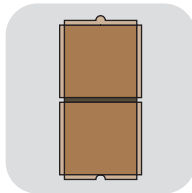
Paper and cardboard Pepa kāri mārō



Cereal boxes and egg cartons



Office paper, domestic junk mail, newspapers & magazines



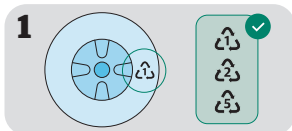
Flattened cardboard boxes, includes pizza boxes (remove scraps & cheese residue)

Tins & cans Kēne



Aluminium drinking cans, steel food & pet food tins

How to prepare your recycling



1 Check plastic grocery bottles and containers for the numbers 1, 2 or 3



2 Remove all lids, triggers and pumps and put them in the rubbish



3 Rinse all plastics, tins, cans and glass



4 Don't squash plastic, tins and cans
Do flatten cardboard



What can't go in your kerbside recycling



Plastics 3, 4, 6, 7



Container and bottle lids, triggers & pumps



Items smaller than a postcard eg shredded paper and bread tags

Other items that can't be recycled include:

- Lined containers eg Tetra pak
- Soft plastics and polystyrene
- Food or items still containing food
- Coffee cups and lids
- Non-grocery items eg toys
- Compostable packaging
- Containers larger than 4L
- Inflammables eg aerosols gas cylinders
- Sharps eg needles and broken glass



If in doubt, leave it out

If an item isn't listed above, it should go in the general rubbish.

For more information visit

wellington.govt.nz/prepare-recycling
wellington.govt.nz/waste-search