

Data on Sexual Violence and Abuse in
Wellington
Proposed solutions for a safer
Wellington

Contact Details

Wellington Alliance Against Sexual Violence (WAASV): wellington.aasv@gmail.com

Sophia Harrison: sophiaharrison9816@gmail.com

Ella Lamont: e.e.m.lamont@gmail.com

TABLE OF CONTENTS

INTRODUCTION	3
STATISTICAL RESULT'S FROM THE SURVEY	3
DEMOGRAPHIC.....	4
GENDER IDENTITY OF RESPONDENTS.....	4
AGE OF RESPONDENTS.....	4
LOCATION OF RESPONDENTS	5
SAFETY IN WELLINGTON DURING THE DAYTIME.....	6
SAFETY IN WELLINGTON IN THE NIGHTTIME	6
SAFETY IN WELLINGTON NIGHTLIFE.....	7
EXPERIENCES ON SEXUAL VIOLENCE.....	7
HOW OFTEN THIS IS EXPERIENCED.....	8
HAS SA/VIOLENCE ETC. INCREASED IN WELLINGTON	9
DOES THERE NEED TO BE CHANGE IN WELLINGTON'S CULTURE	9
PROPOSED SOLUTIONS	10
CONCLUSION	10

INTRODUCTION

We are two 19-year-old students (Sophia Harrison and Ella Lamont) who live and study in Wellington. Through moving to Wellington, we fell in love with this vibrant and beautiful city. However, it did not take us long to experience the ugly and seemingly unspoken undertones of sexual violence, assault and so forth that is prevalent in this city. We decided that something needed to change. The city that we now call home needs to feel safe for all those living in it. We decided to make a survey to get the opinions and experiences of others on sexual assault, sexual violence, etc. in Wellington. From the beginning we told respondents that this data will be presented to the council in ask for change. From the huge response it is obvious that this is an issue that can no longer be pushed aside and needs to be addressed.

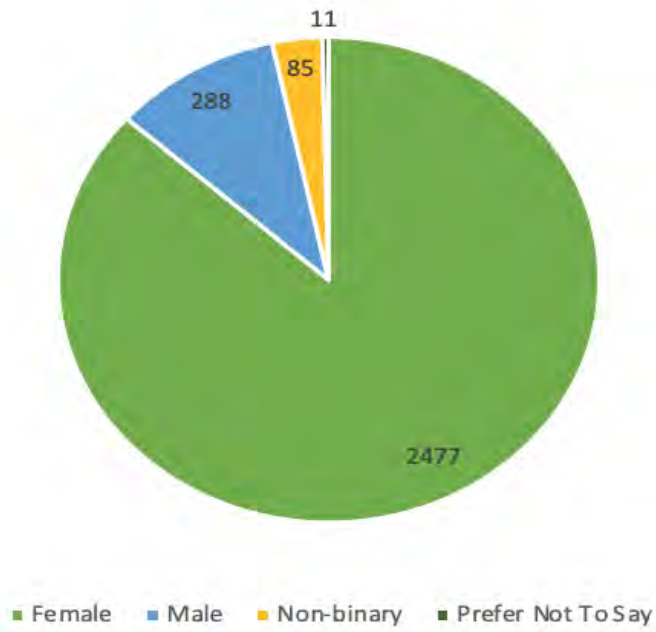
Through association with the Wellington Alliance Against Sexual Violence (WAASV) we present the findings of our survey as well as proposed solutions for the Council. We want to all work together to make our home, Wellington City, a safer city for us all.

STATISTICAL RESULTS FROM THE SURVEY

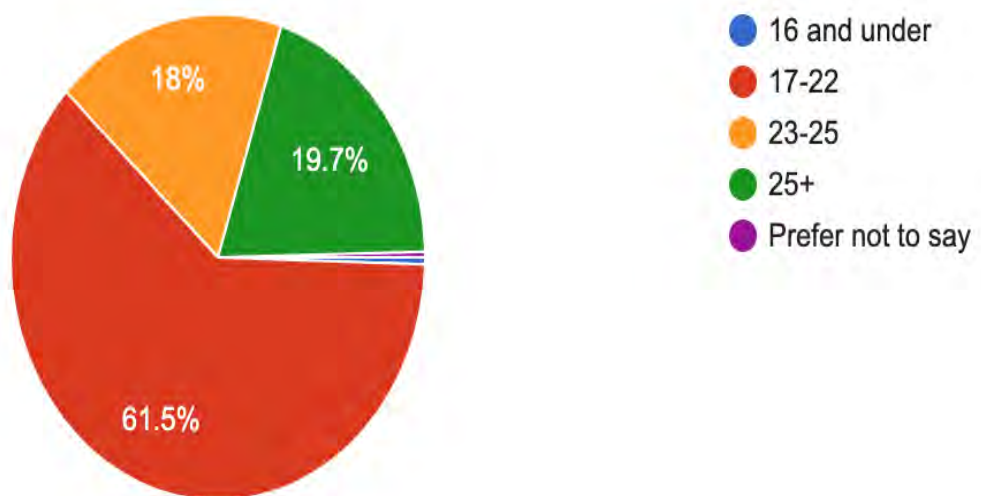
The following information shows the results from a survey presented on social media platforms to the public. Asking for their opinions and experiences on Sexual Assault/abuse/etc. There were 2866 respondents the following information shows graphs that summarize the data that was collected.

DEMOGRAPHIC

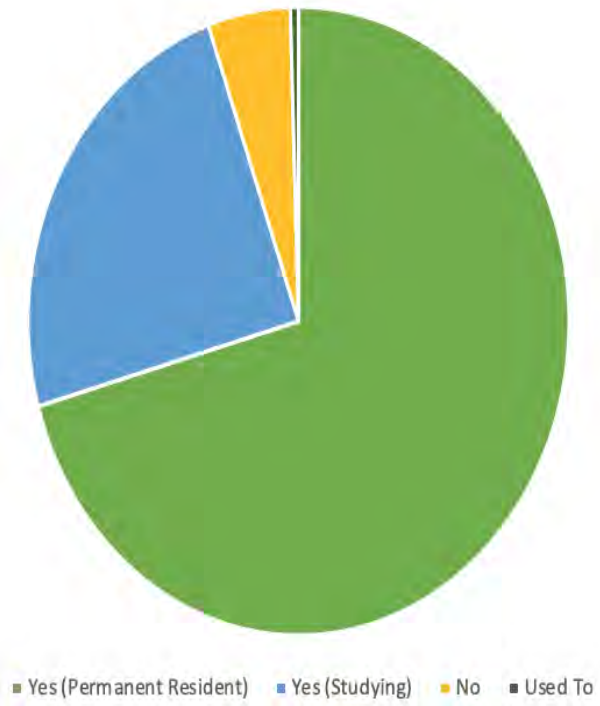
GENDER IDENTITY OF RESPONDENTS



AGE OF RESPONDENTS

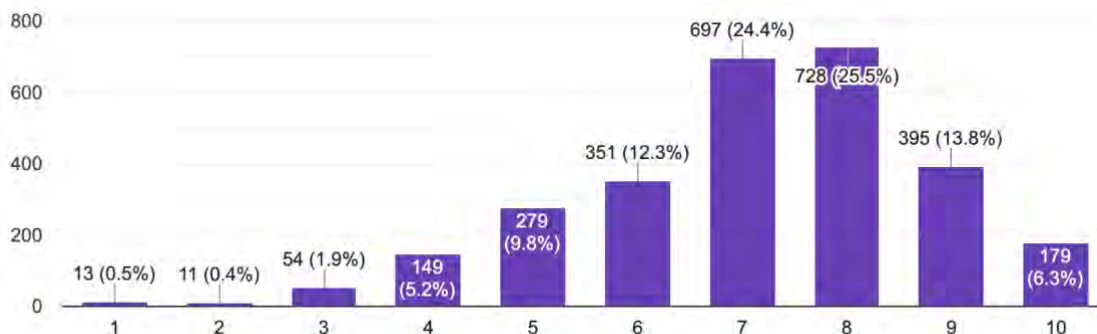


Do You Currently Live In Wellington?



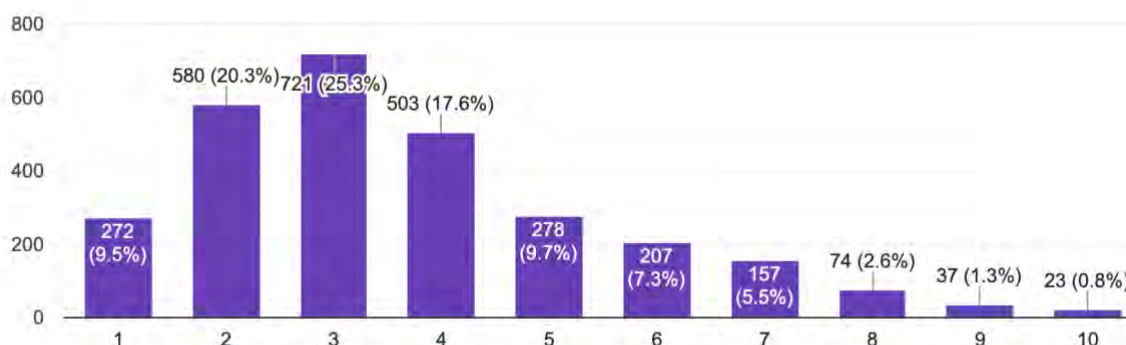
SAFETY IN WELLINGTON DURING THE DAYTIME

Shows a scale of 1 – 10 (1: being unsafe or scared, 10: being very safe) how safe respondents feel in wellington during the daytime



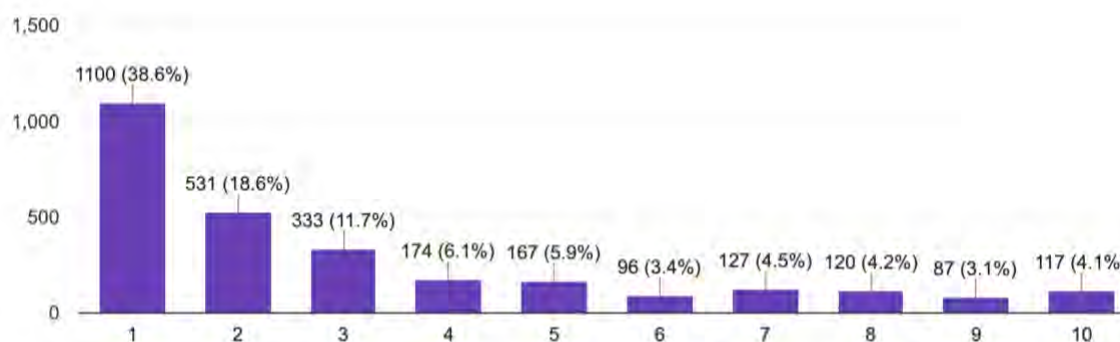
SAFETY IN WELLINGTON IN THE NIGHTTIME

Shows a scale of 1 – 10 (1: being unsafe or scared, 10: being very safe) how safe respondents feel in wellington in the during the nighttime.



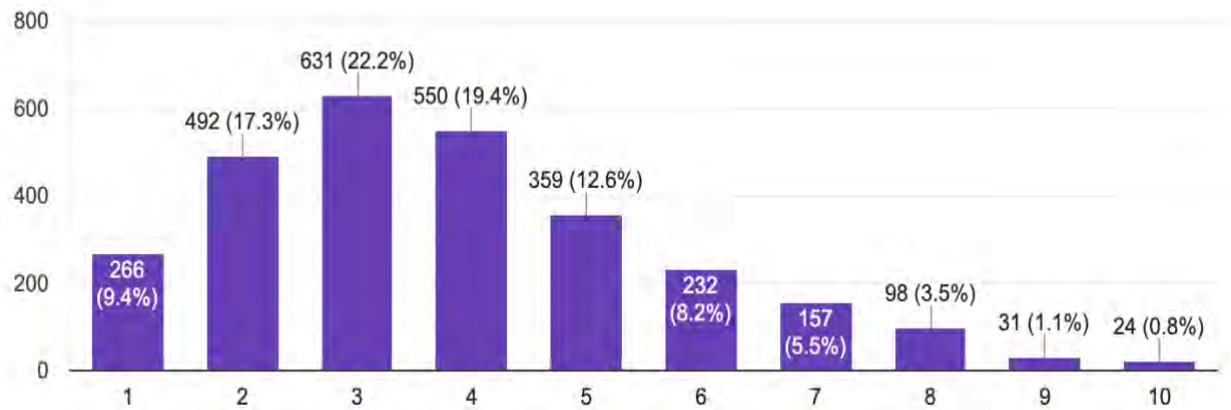
Shows a scale of 1 – 10 (1: being extremely unlikely, 10: being very likely) how likely respondents are to walk alone, or have a friend walk alone at night in Wellington

2,852 responses



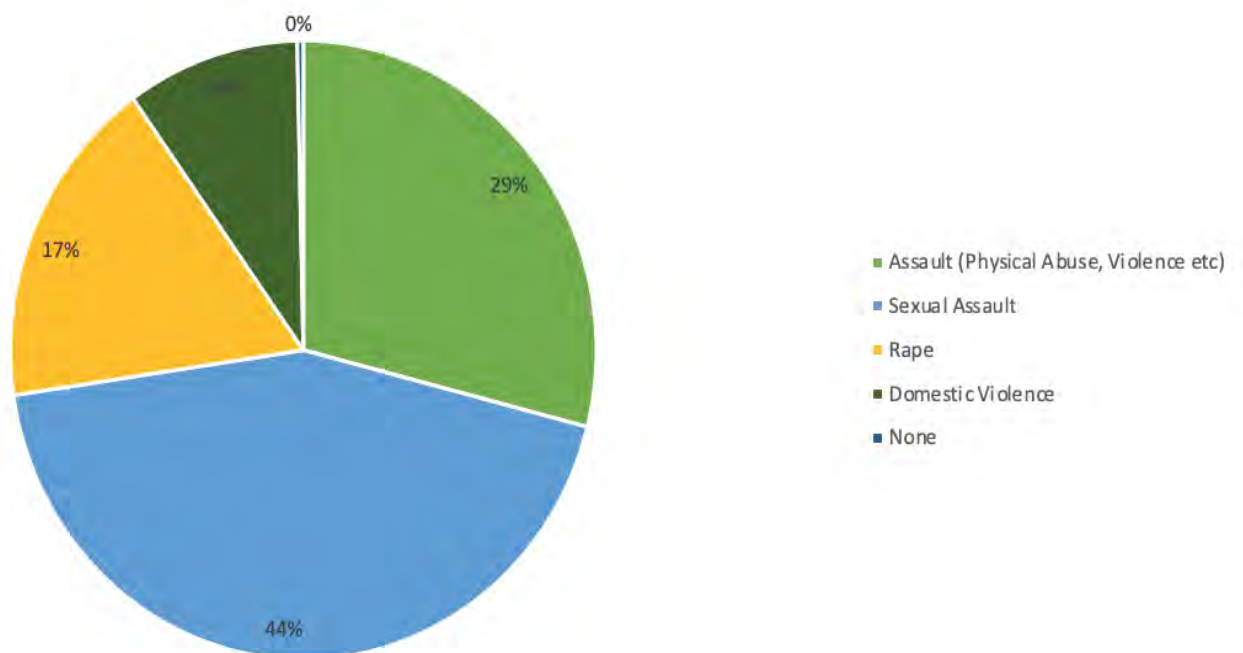
SAFETY IN WELLINGTON NIGHTLIFE

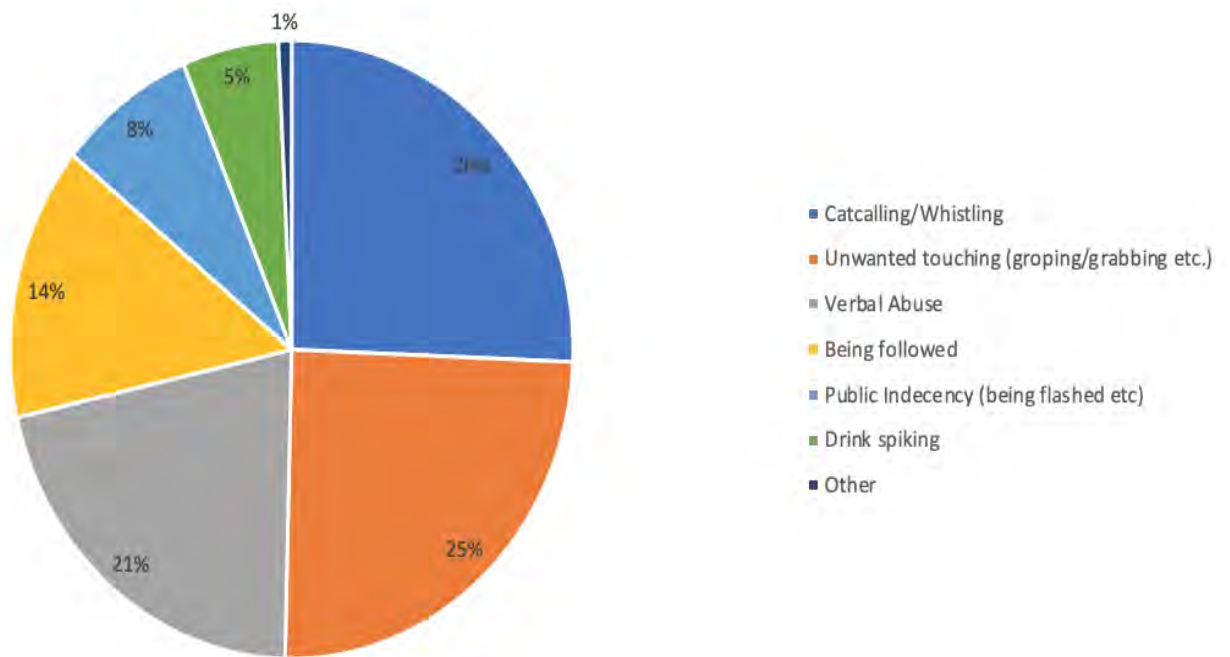
Shows a scale of 1 – 10 (1: being unsafe or scared, 10: being very safe) how safe respondents feel in wellington nightlife (E.g. bars).



EXPERIENCES ON SEXUAL VIOLENCE

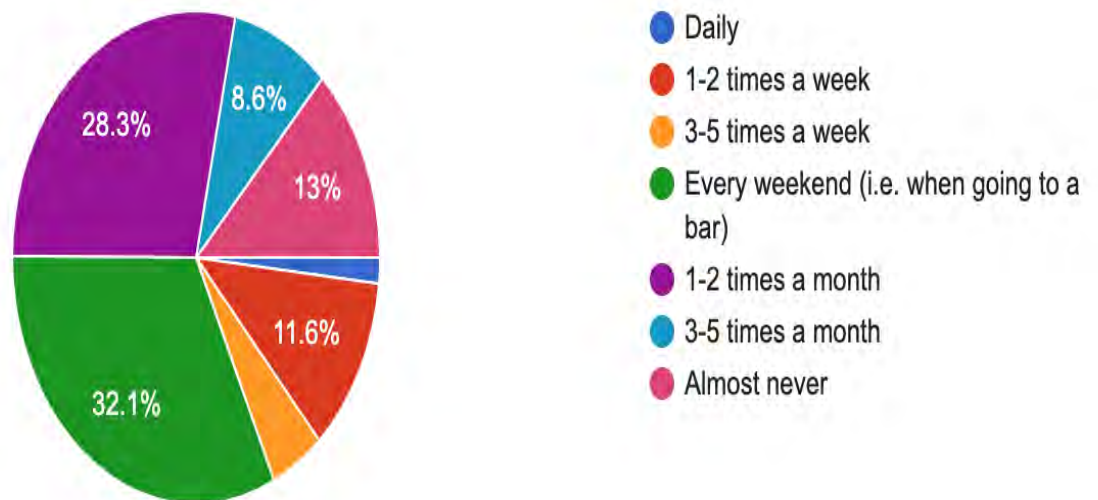
Graphs show the different forms of sexual violence/assault, harassment abuse, etc. that respondents have experienced.





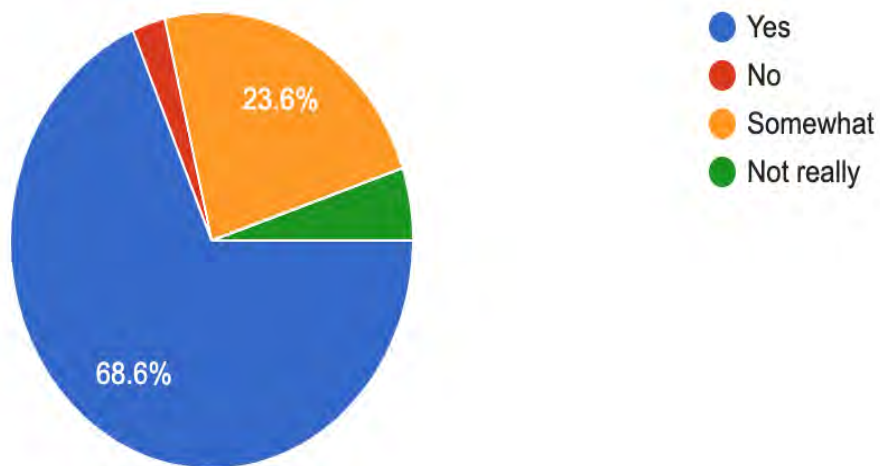
HOW OFTEN THIS IS EXPERIENCED

Respondents select how often they experience sexual violence/abuse etc. from the options listed in the key beside the pie chart.



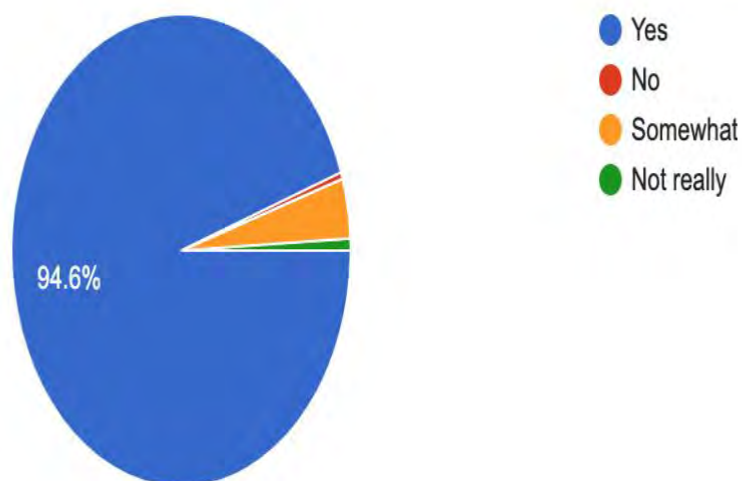
HAS SA/VIOLENCE ETC. INCREASED IN WELLINGTON

Respondents select whether they believe sexual assault, abuse etc. has increased in prevalence in Wellington from the options listed in key beside the pie chart.



DOES THERE NEED TO BE CHANGE IN WELLINGTON'S CULTURE

Respondents select whether they think there needs to be a change (in the form of raised awareness, addressing systematic issues etc.) in Wellington's culture from the options listed in key beside the pie chart.



PROPOSED SOLUTIONS

In addition to our statistics, we come here today to also propose potential solutions that will allow the council to take action and be the catalysts of change.

Firstly, by creating and implementing a new vision for Courtenay place, Cuba street and surrounding areas that is accessible, people focused and prioritizes community building. The current design of Wellington (specifically Courtenay place) is rugged in a sense - it has a lot of construction, and the roads are extremely hectic at night. Basically, the streets aren't made for bars nor large amounts of people. There needs to be big open spaces where people can feel comfortable and safe walking around and sitting down in different areas. Along with this there are many poorly lit areas meaning we need brighter lights. Overall, there hasn't been any vision or work done on this area in years and a new vision is long overdue.

Following from this another proposed solution is to work with hospitality staff, management and patrons. To create a city-wide strategy to keep our bars, clubs and restaurants free from sexual violence. This would show a collaborative approach by both the public and wider hospitality staff to keep our night-time economy safe for everyone. As well as a comprehensive, evidence-based SV training for all hospitality workers that targets the narratives of stranger rape and victim blaming attitudes. Currently the council's proposal around a patron code of conduct is satisfactory for reducing violence and disorder but does not have a direct address to the high levels of sexual violence and harassment that we are seeing in our bars and streets. So, we are wanting the council and 'hospitality NZ' to play a role in keeping our patrons safe from all types of violence. There needs to be consultations with sexual violence experts and wider hospitality staff to broaden this social contract. This social contract will need to extend to all of Wellington hospitality not just Courtenay place.

Another proposed solution is to invest in sexual violence prevention through increasing existing funding to local prevention organizations and creating additional funding streams for community-based projects. This is extremely key as there needs to be a bigger emphasis on prevention, rather than only taking measures after the fact.

Taking the long-term scheme into consideration, we also propose the idea of creating a campaign that can be mirrored nationwide. We have ad campaigns condemning drink driving and smoking – for example the “ghost chips” ad campaign that became a treasured part of New Zealand's history. An ad campaign of the same caliber regarding consent or harassment could be majorly influential as it educates and unites us all against this deep-rooted issue. We understand that the council does not necessarily have the power to create a nationwide campaign, however it should definitely be a point of interest, because the most recent ad campaign we could find was from 18 years ago, in 2003.

CONCLUSION

To conclude we ask of the council to take consideration of this data and these experiences to understand that these are not just statistics. These are stories of people who have faced terrible, horrific and saddening experiences in a place they call home. We are not simply a number on a screen. We are people who are wanting to be able to walk down the street without fear. To go out with our friends and not face the constant threat of not returning home. We are people asking for a safer Wellington. Sexual Assault is an issue worldwide. But let's not stick behind the pack. Let Wellington City be the catalyst for change worldwide.